



STANDARD DIE COMPONENTS  
STANDART KALIP ELEMANLARI  
STANDARD WERKZEUG TEILE

**GSD**<sup>®</sup>  
OILLESS





**Factory**  
**Fabrika**  
**Fabrik**



**Production**  
**Üretim**  
**Produktion**



**Production**  
**Üretim**  
**Produktion**




**Technical Office**  
**Teknik Ofis**  
**Technisches Büro**



**Quality**  
**Kalite**  
**Qualität**



**Warehouse**  
**Depo**  
**Lagerung**



**Warehouse**  
**Depo**  
**Lagerung**

**1** INDEX  
İNDEKS  
STICHWORTVERZEICHNIS

**2** LIFTING ELEMENTS  
TAŞIMA ELEMANLARI  
TRAGELEMENTE

**3** GUIDE ELEMENTS  
KİLAVUZ ELEMANLARI  
FÜHRUNGSELEMENTE

**4** DIE COMPONENTS  
KALIP ELEMANLARI  
NORMALIEN

**5** BMW STANDARDS  
BMW STANDARTLARI  
BMW NORMALIEN

**6** FCA STANDARDS  
FCA STANDARTLARI  
FCA NORMALIEN

**7** FORD STANDARDS  
FORD STANDARTLARI  
FORD NORMALIEN

**8** MERCEDES-BENZ STANDARDS  
MERCEDES-BENZ STANDARTLARI  
MERCEDES-BENZ NORMALIEN

**9** OPEL STANDARDS  
OPEL STANDARTLARI  
OPEL NORMALIEN

**10** PSA STANDARDS  
PSA STANDARTLARI  
PSA NORMALIEN

**11** RENAULT STANDARDS  
RENAULT STANDARTLARI  
RENAULT NORMALIEN

**12** VW - AUDI STANDARDS  
VW - AUDI STANDARTLARI  
VW - AUDI NORMALIEN

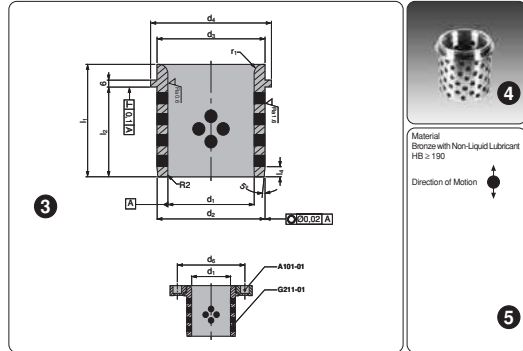
**13** SPRINGS  
YAYLAR  
FEDERN

**14** OTHER COMPONENTS  
DİĞER MALZEMELER  
ANDERE KOMPONENTE

**15** TECHNICAL DATA  
TEKNİK BİLGİ  
TECHNISCHE INFORMATIONEN



- 1 Group code  
Grup kodu  
Gruppen Kod
- 2 Product definitions  
Ürün açıklaması  
Produkt Information
- 3 Technical drawing area  
Teknik çizim alanı  
Technische Zeichnung
- 4 Picture of the product  
Ürün resmi  
Produkt Foto
- 5 Technical information  
Teknik bilgi ve açıklama  
Technische Informationen
- 6 The main group code  
Ana grup kodu  
Haupt Kod
- 7 Ordering codes  
Sipariş kodları  
Bestellnummer
- 8 Ordering codes and dimension table  
Sipariş kodları ve ölçülendirme tablosu  
Bestellnummer und Maße
- 9 Ordering example  
Sipariş kodu oluşturma örneği  
Bestellbeispiel



**6** GSB CODE:G211-01

Code	$d_1$	$d_2$	$d_3$	$d_4$	$d_5$	$l_1$	$l_2$	$l_3$	$r_1$
G211-01-025-040	25	32	32	40	58	40	30	4	3
G211-01-032-050	32	40	40	50	68	50	40	4	3
G211-01-040-063	40	50	50	63	79	63	50	5	3
G211-01-050-071	50	63	63	71	89	71	56	6	5
G211-01-063-080	63	80	80	90	123	80	63	8	6
G211-01-080-100	80	100	100	112	143	100	80	10	8
G211-01-100-125	100	125	125	140	168	125	106	12	10
G211-01-125-160	125	160	160	180	203	160	132	12	12

**9** Order Example:

$d_1=80$  and  $l_1=100$   
Order Code G211-01-080-100

www.gsb-oilless.com

3.14

info@gsb-oilless.com

## Lifting Elements Taşıma Elemanları Tragelemente

Page	Group Code	Product Definitions
2.5	C101-02	Lifting Pins VDI 3366 Taşıma Pimleri VDI 3366 Tragschraube VDI 3366
2.6	C101-04	Lifting Brackets VDI 3366 Taşıma Braketleri VDI 3366 Tragzapfen VDI 3366
2.7	C101-05	Lifting Brackets With Rope Stop Safety Emniyet Plakalı Taşıma Braketleri Tragzapfen Mit Seilsicherung
2.8	C103-01	Lifting Pins VDI 3366 Taşıma Milleri VDI 3366 Tragbolzen Mit Fallringsicherung VDI 3366
2.9	C103-02	Lifting Pins FIAT Taşıma Milleri FIAT Tragbolzen Mit Fallringsicherung Und Feder Nach FIAT Norm
2.10	C103-03	Lifting Pins FORD Taşıma Milleri FORD Tragbolzen Mit Fallringsicherung FORD
2.11	C103-05	Lifting Pins CNOMO Taşıma Milleri CNOMO Tragbolzen Mit Fallringsicherung Und Feder Nach CNOMO Norm
2.12	C103-06	Lifting Pins OPEL - GM Taşıma Milleri OPEL - GM Tragbolzen Mit Fallringsicherung OPEL - GM Norm
2.13	C103-07	Lifting Pins FIAT Taşıma Milleri FIAT Ersatztragbolzen für Tragwange FIAT Norm
2.14	C103-09	Lifting Pins VW/AUDI Taşıma Milleri VW/AUDI Tragbolzen Mit Fallringsicherung Und Feder Nach VW/AUDI Norm
2.15	C104-01	Bush For Lifting Pins VDI-BAK Taşıma Milleri İçin Burçlar VDI-BAK Stahlbuchsen Für Transportwangen VDI-BAK
2.16	C104-02	Bush For Lifting Pin FORD Taşıma Milleri İçin Burçlar FORD Stahlbuchsen Für Transportwangen FORD
2.17	C105-01	Lifting Brackets With Pins CNOMO Taşıma Braketleri CNOMO Tragwange Mit Tragbolzen Nach CNOMO
2.18	C105-02	Lifting Brackets With Pins FIAT Taşıma Braketleri FIAT Tragwange Mit Tragbolzen Nach FIAT

## Guide Elements Kılavuz Elemanları Führungselemente

Page	Group Code	Product Definitions
3.9	G201-01	Guide Posts Kılavuz Kolonlar Führungssäulen mit Bund
3.10	G201-02	Guide Posts, shoulder ECO Ekonomik Tip Flaşlı Kılavuz Kolonlar ECO Führungssäulen mit Bund ECO
3.11	G202-01	Guide Posts Kılavuz Kolonlar Führungssäulen für Großwerkzeuge

Page	Group Code	Product Definitions
3.12	G202-02	Guide Posts DIN 9833 Kılavuz Kolonlar DIN 9833 Führungssäulen mit Bund, nach DIN 9833
3.13	G202-03	Guide Posts DIN 9833 Kılavuz Kolonlar DIN 9833 Führungssäulen, nach DIN 9833
3.14	G202-05	Guide Posts CNOMO Kılavuz Kolonlar CNOMO Führungssäulen, nach CNOMO
3.15	G211-01	Guide Bushes with collar, self-lubricating Faturalı Grafitli Kılavuz Burçlar Führungsbuchsen mit Bund
3.16	G211-02	Guide Bushes with collar, self-lubricating DIN 9834 Faturalı Grafitli Kılavuz Burçlar DIN 9834 Führungsbuchsen mit Bund, nach DIN 9834
3.17	G211-06	Guide Bushes with collar, self-lubricating CNOMO Faturalı Grafitli Kılavuz Burçlar CNOMO Führungsbuchsen mit Bund, nach CNOMO
3.18	G212-01	Guide Bushes, self-lubricating Grafitli Kılavuz Burçlar Führungsbuchsen
3.19	G213-01	Steel Headed Guide Bushes, oil groove Çelik Kanallı İnce Kılavuz Burçlar Führungsbuchsen mit Bund, stahl
3.20	G213-02	Steel Headed Guide Bushes, oil groove Çelik Kanallı İnce Kılavuz Burçlar Führungsbuchsen mit Bund, stahl
3.21	G213-03	Steel Headed Guide Bushes, oil groove Çelik Kanallı Kalın Kılavuz Burçlar Führungsbuchsen mit Bund, stahl
3.22	G213-04	Steel Headed Guide Bushes, oil groove Çelik Kanallı Kalın Kılavuz Burçlar Führungsbuchsen mit Bund, stahl
3.23	G217-01	Steel Headed Guide Bushes with bronzeplated Bronz Geçme Çelik Uzun Kılavuz Burçlar Führungsbuchsen mit Bund, bronzebeschichtet
3.24	G217-02	Steel Headed Guide Bushes with bronzeplated Bronz Geçme Çelik Kısa Kılavuz Burçlar Führungsbuchsen mit Bund, bronzebeschichtet
3.25	G215-01	Steel Headed Guide Bushes for Ball Cages Bilyalı Burçlar için Çelik Uzun Kılavuz Burçlar Kugelführungsbuchsen mit Bund, stahl
3.26	G215-02	Steel Headed Guide Bushes for Ball Cages Bilyalı Burçlar için Çelik Kısa Kılavuz Burçlar Kugelführungsbuchsen mit Bund, stahl
3.27	G216-01	Ball Cages with Circlip Groove Bilyalı Bronz Kılavuz Burçlar Kugelfüğe mit Sicherungsringgeinstich
3.28	A101-01	Toe Clamp Kolon ve Burç Tutucu Haltestück
3.28	A101-03	Flange for Median Retaining Column CNOMO Kolon Tutucu Flanşlar CNOMO Haltestück für Führungssäule CNOMO
3.29	A101-04	Toe Clamp for Guide Bushing DIN 9832 Burç Tutucu DIN 9832 Haltestück für Führungsbuchsen DIN 9832
3.29	A101-05	Toe Clamp for Guide Bushes Burç Tutucu Haltestück für Führungsbuchsen
3.30	A101-08	Retainer Flange for Guide Bush to Engage CNOMO Burç Tutucu CNOMO Haltestück für Führungsbuchsen CNOMO
3.30	A101-09	Toe Clamp CNOMO Kolon ve Burç Tutucu CNOMO Haltestück, nach CNOMO
3.31	A101-10	Toe Clamp Kolon ve Burç Tutucu Haltestück

Page	Group Code	Product Definitions
3.31	A102-01	Guide Posts Retainer Ring CNOMO Kolon Segmanları CNOMO Haltering für Führungssäule CNOMO
3.33	P605-01	Wear Plates, self-lubricating Grafitli Bronz Kılavuz Plakalar Gleitplatte Bronze mit Festschmierstoff
3.34	G220-01	Wear Plates, self-lubricating Grafitli Bronz Kılavuz Plakalar Gleitplatte Bronze mit Festschmierstoff
3.35	G220-03	Wear Plates, self-lubricating Grafitli Bronz Kılavuz Plakalar Gleitplatte Bronze mit Festschmierstoff
3.36	G222-01	Wear Plates, self-lubricating VDI 3357 Grafitli Bronz Kılavuz Plakalar VDI 3357 Gleitplatte Bronze mit Festschmierstoff VDI 3357
3.37	G224-01	Wear Plates, self-lubricating VDI 3357 Grafitli Bronz Kılavuz Plakalar VDI 3357 Gleitplatte Bronze mit Festschmierstoff VDI 3357
3.38	G225-01	Wear Plates, steel VDI 3357 Çelik Kılavuz Plakalar VDI 3357 Gleitplatte Stahl mit Festschmierstoff VDI 3357
3.39	G224-02	Wear Plates, self-lubricating Grafitli Bronz Kılavuz Plakalar Gleitplatte Bronze mit Festschmierstoff
3.40-3.41	G224-08	Wear Plates, self-lubricating AFNOR ISO 9183-2 Grafitli Bronz Kılavuz Plakalar Gleitplatte Bronze mit Festschmierstoff
3.42-3.45	G225-07	Wear Plates, self-lubricating AFNOR ISO 9183-2 Çelik Kanallı Kılavuz Kılavuz Plakalar Gleitplatten, Stahl mit Ölschmiernut
3.46	G234-01	Backing Plates, steel PSA Çelik Eskitme Plakalar PSA Höhenausgleich für Gleitplatte, Stahl PSA
3.47	G224-09	Wear Plates, self-lubricating CNOMO Grafitli Bronz Kılavuz Plakalar CNOMO Gleitplatte Bronze mit Festschmierstoff CNOMO
3.48	G224-11	Gib Plates, self-lubricating Bronz Grafitli Kılavuz Plakalar Deckleisten, mit Festschmierstoff
3.49	G225-08	Gib Plates, steel Çelik Grafitli Kılavuz Plakalar Deckleisten, mit Festschmierstoff
3.50	G225-09	Gib Plates, steel Çelik Kılavuz Plakalar Deckleisten, ohne Festschmierstoff
3.51	G224-12	Wear Plate with two slide surfaces VDI 3357 Bronz Grafitli Kılavuz Plakalar VDI 3357 Gleitleiste, mit zwei Gleitflächen VDI 3357
3.52	G228-01	Cam Dwell, self-lubricating VDI 3357 Bronz Grafitli Kam Kılavuz Plakalar VDI 3357 Überlaufkeil, mit Festschmierstoff VDI 3357
3.53	G229-01	Cam Dwell, steel VDI 3357 Çelik Kam Kılavuz Plakalar VDI 3357 Überlaufkeil, ohne Festschmierstoff VDI 3357
3.54	G228-04	Cam Dwell, self-lubricating Bronz Grafitli Kam Kılavuz Plakalar Überlaufkeil, mit Festschmierstoff
3.55	G229-03	Cam Dwell, steel Çelik Kam Kılavuz Plakalar Überlaufkeil, ohne Festschmierstoff
3.56	G229-05	Removable Die Heels, steel and self-lubricating Grafitli Çelik Kılavuz Plakalar Führungsglaschen, Stahl mit Festschmierstoff
3.57	G231-01	"L" Shaped Wear Plates, self-lubricating Grafitli Bronz "L" Kılavuz Plakalar Winkelleisten Bronze mit Festschmierstoff
3.58	G231-04	"L" Shaped Wear Plates, self-lubricating VDI 3357 Grafitli Bronz "L" Kılavuz Plakalar VDI 3357 Winkelleisten Bronze mit Festschmierstoff VDI 3357



Page	Group Code	Product Definitions
3.59	G233-03	"V" Driver, steel VDI 3357 "V" Blokklar, çelik VDI 3357 Prismenführung, stahl VDI 3357
3.60	G232-03	"V" Driver, self-lubricating VDI 3357 Bronz Grafitli "V" Blokklar VDI 3357 Prismenführungen Bronze mit Festschmierstoff
3.61	G232-04	"V" Driver, self-lubricating Bronz Grafitli "V" Blokklar Prismenführungen Bronze mit Festschmierstoff
3.62	G233-04	"V" Driver, steel "V" Blokklar, çelik Prismenführung, stahl

## Die Components Kalıp Elemanları Normalien

Page	Group Code	Product Definitions
4.7	M301-00	Gage Mekanik Dayamalar Einweiser
4.8	M301-01	Gage Hardened Sertleştirilmiş Mekanik Dayamalar Einweiser Gehärtet
4.9	M301-02	Gage for Sensor, Hardened Sertleştirilmiş Kontrol Parçalı Mekanik Dayamalar Einweiser für Teillagekontrolle Gehärtet
4.10	M301-12	Gage Hardened Sertleştirilmiş Mekanik Dayamalar Einweiser Gehärtet
4.11	M301-05	Gage for Sensor, hardened Sertleştirilmiş Kontrol Parçalı Mekanik Dayamalar Einweiser für Teillagekontrolle Gehärtet
4.12	M301-04	Gage for Sensor Kontrol Parçalı Mekanik Dayamalar Lagekontrolle für Platinen
4.13	M301-06	Front Gage Kontrol Parçalı Mekanik Dayamalar Einweiser für Teillagekontrolle Gehärtet
4.14	M301-03	Sensor and Connector Mekanik Dayamalar İçin Sensör ve Konnektörler Inductive Sensor und Steckverbinder
4.15	M302-01	Locating Cone Konik Merkezleme Üniteleri Zentrierinheiten mit Abstimscheibe
4.16	M303-01	Locating Pins Merkezleme Pimleri Zentrierbolzen
4.16	M303-02	Locating Pins Merkezleme Pimleri Zentrierbolzen

Page	Group Code	Product Definitions
4.17	M304-06	Air Pins Hava Pimleri Unterluftbolzen
4.18	M304-07	Air Pins Hava Pimleri Unterluftbolzen
4.19	M304-08	Air Pins VDI 3002 Hava Pimleri VDI 3002 Unterluftbolzen VDI 3002
4.20	M305-04	Lifters with gas springs, sleeve and bushes Çıkarcı Set, gazlı yay, kovan ve bronz grafitli burç Federbolzen
4.21	M306-02	Pad Retainer Pins VDI 3365 Emniyet Pimleri VDI 3365 Steckbolzen VDI 3365
4.22	M306-03	Pad Retainer Pins VDI 3365 Emniyet Pimleri VDI 3365 Steckbolzen VDI 3365
4.23	S510-02	Shock Absorber for Pad Retainer Pins Emniyet Pimleri için Amortisör Vulkolonlar Halteelement
4.24	M307-01	Retainer Bolt Frenleyiciler Zugbolzensatz
4.25	M308-07	Air Coupling Bracket Hava Birleştirme Braketleri Luftanschlussbock
4.26	M309-02	Slide Stop Block Kızak Stoplama Bloğu Schiberanschlag
4.26	S511-01	Elastomer Cap Poliüretan Tıpa Elastomerdruckstück
4.27	M309-04	Slide Stop Block Kızak Stoplama Bloğu Schiberanschlag
4.28-4.29	M310-01	Roller Stock Lifter Makaralı Kollu Kaldırıcılar Federnde Laufrolle
4.30	M310-08	Roller Group Makaralı Sürücü Üniteler Förderrolle
4.31	M310-09	Coil Support Destek Kolu Abstreifer
4.32	M310-03	Roller Group Makaralı Sürücü Üniteler Förderrolle
4.32	M310-04	Ball Carriers Bilyalı Taşıyıcılar Kugelrollensystem
4.33	M310-05	Steel Roller Çelik Makaralar Rotella
4.33	M310-06	Plastic Roller Plastik Makaralar Rotella
4.34-4.35	S514-192	Elastomer Springs, hollow Delikli Vulkolon Yaylar Elastomerfeder
4.36	M311-02	Pin for Elastomer Springs Elastomer Yaylar için Sabitleme Pimleri Aufnahmebolzen
4.37	M311-05	Pin for Elastomer Springs DIN 9835 Elastomer Yaylar için Sabitleme Pimleri DIN 9835 Führungsbolzen DIN 9835
4.38	M313-04	Washer for Elastomer Spring Elastomer Yaylar için Rondela Federscheibe

Page	Group Code	Product Definitions
4.39	M312-03	Retainer Bolt Sets Emniyet Civata ve Rondela Setleri Zugbolzensatz
4.39	M312-08	Retainer Bolt Sets Emniyet Civata ve Rondela Setleri Zugbolzensatz
4.40	M313-01	Spacer Tubes Emniyet Setleri İçin Borular Distanzbuchse
4.41	M313-02	Spacer Tubes Emniyet Setleri İçin Borular Distanzbuchse
4.42	M313-03	Spacer Tubes Emniyet Setleri İçin Borular Distanzbuchse
4.43	M313-05	Washer Rondela Federschibe
4.44	M313-06	Washer Rondela Federschibe
4.45	M316-01	Coupling Plates Kavrama Plakaları Befestigungsplatte
4.46	M316-02	Coupling Nut Kavrama Somunlar Kupplungsmutter
4.47	M317-04	Key Kama Passfeder
4.48	M317-05	Key Kama Passfeder
4.49	M317-07	Key Kama Passfeder
4.50	M317-10	Key Kama Passfeder
4.51	M318-07	Cylindrical Stop Block Silindirik Stoplama Bloğu Abstandsblock
4.51	M318-08	Shim Boşluk Ayar Plakası Ausgleichscheib
4.52	M319-01	Coupling Clamp Sabitleme Kelepçeleri Befestigungselement
4.52	M319-01	Sleeve Bilyalı Yatak Führungseinheit
4.53	M319-02	Spacer Plates, toothed with adjusting plate Dişli Ayar Plakaları Distanzplatte Gezahnt
4.54	M320-03	Cam Pad Guide Wear Plate Kam Hareket Mesafesi Ayar Plakaları Führung für Ziehkissen
4.55	M320-07	Positive Return Plate, steel Zorunlu Dönüş Destek Plakaları Zwangsrückholer
4.56	M321-01	Spacing Bar Boşluk Ayarı İçin Profil Abstellbolzen

## Automotive Standards Otomotiv Standartları Automobil Normalien

Page	Group Code	Product Definitions
5.7-5.42	BMW	All Standard Pages Tüm Standart Sayfaları Alle Standart Seiten
6.11-6.62	FCA	All Standard Pages Tüm Standart Sayfaları Alle Standart Seiten
7.13-7.82	FORD	All Standard Pages Tüm Standart Sayfaları Alle Standart Seiten
8.7-8.33	MERCEDES BENZ	All Standard Pages Tüm Standart Sayfaları Alle Standart Seiten
9.10-9.51	OPEL	All Standard Pages Tüm Standart Sayfaları Alle Standart Seiten
10.7-10.43	PSA	All Standard Pages Tüm Standart Sayfaları Alle Standart Seiten
11.5-11.16	RENAULT	All Standard Pages Tüm Standart Sayfaları Alle Standart Seiten
12.11-12.67	VW/AUDI	All Standard Pages Tüm Standart Sayfaları Alle Standart Seiten

## Springs Yaylar Federn

Page	Group Code	Product Definitions
13.7	M314-01	Spring Plunger Yaylı İtçiler Federnde Druckstücke mit Sechskant
13.7	M314-02	Spring Plunger Yaylı İtçiler Federnde Druckstücke mit Sechskant
13.8	M314-03	Spring Plunger Yaylı İtçiler Federnde Druckstücke mit Sechskant
13.9	M314-04	Spring Plunger Yaylı İtçiler Federnde Druckstücke mit Sechskant
13.10	S504-03	Spring Plunger VDI 3004 Yaylı İtçiler VDI 3004 Federnde Druckstücke mit Sechskant VDI 3004
13.11	S504-04	Spring Plunger VDI 3004 Yaylı İtçiler VDI 3004 Federnde Druckstücke mit Sechskant VDI 3004
13.12	M314-05	Insertion Tool for Spring Plungers Yaylı İtçiler İçin Ayar Takımı Druckstück Zieher
13.12	S504-05	Insertion Tool for Spring Plungers Yaylı İtçiler İçin Ayar Takımı Druckstück Zieher
13.13	M315-01	Shoulder Screws Stoplama Civataları Schutter-Passschrauben



Page	Group Code	Product Definitions
13.14	S510-04	Hollow Springs Delikli Vulkolon Yaylar Elastomerfeder
13.15	S512-1XX	Elastomer Springs, hollow Delikli Vulkolon Yaylar Elastomerfeder
13.15	S512-2XX	Elastomer Springs, hollow Delikli Vulkolon Yaylar Elastomerfeder
13.16	S513-1XXX	Elastomer Springs Vulkolon Yaylar Elastomerfeder
13.16	S513-2XX	Elastomer Springs Vulkolon Yaylar Elastomerfeder
13.17-13.18	S514-1XX	Elastomer Springs, hollow Delikli Vulkolon Yaylar Elastomerfeder
13.17-13.18	S514-2XX	Elastomer Springs, hollow Delikli Vulkolon Yaylar Elastomerfeder
13.19	M307-04	Retainer Bolt Tespit Civataları Haltebolzen
13.20	A101-15	Washer Rondela Scheibe
13.20	S510-05	Elastomer Springs, hollow Delikli Vulkolon Yaylar Elastomerfeder
13.21	M311-05	Retainer Bolt Tespit Civataları Haltebolzen
13.22	M313-04	Washer Rondela Scheibe
13.23	M315-02	Retainer Bolt Tespit Civataları Haltebolzen
13.28-13.29	VL	Extra-Light Load Springs Dikdörtgen Kesitli Ekstra Hafif Yük Yayları Federn für leichte Spannung
13.30-13.31	V	Light Load Springs Dikdörtgen Kesitli Hafif Yük Yayları Federn für normale Spannung
13.32-13.33	B	Medium Load Springs Dikdörtgen Kesitli Orta Yük Yayları Federn für mittlere Spannung
13.34-13.35	R	Strong Load Springs Dikdörtgen Kesitli Ağır Yük Yayları Federn für hohe Spannung
13.36-13.37	G	Extra-Strong Load Springs Dikdörtgen Kesitli Ekstra Ağır Yük Yayları Federn für höchste Spannung
13.38	A	Ultra-Strong Load Springs Dikdörtgen Kesitli Ultra Ağır Yük Yayları Federn für ultra-hohe Spannung
13.39	W	Hyper-Strong Load Springs Dikdörtgen Kesitli Yüksek Ağırlıklı Yük Yayları Federn für hyper-starke Spannung
13.40	TV	Light Load Springs Yuvarlak Kesitli Hafif Yük Yayları Federn für normale Spannung
13.41	TB	Medium Load Springs Yuvarlak Kesitli Orta Yük Yayları Federn für mittlere Spannung
13.42	TR	Strong Load Springs Yuvarlak Kesitli Ağır Yük Yayları Federn für hohe Spannung

Page	Group Code	Product Definitions
13.43-13.46	L	Round Wire Yuvarlak Kesitli Yaylar Rund Feder
13.47	15 02 B	Precompressed unit, medium load, double pin Orta Yüklere İçin Grup Yay Üniteleri Vorspannungssystem, mittlere Spannung, Doppelstecke
13.48	15 01 B	Precompressed unit, medium load, single pin Orta Yüklere İçin Grup Yay Üniteleri Vorspannungssystem, mittlere Spannung, Einfachstecker
13.49	15 01 B	Precompressed unit, medium load, short single pin Orta Yüklere İçin Grup Yay Üniteleri Vorspannungssystem, mittlere Spannung, kurzer Einfachstecker
13.50	15 00 R	Precompressed unit, strong load Ağır Yüklere İçin Grup Yay Üniteleri Vorspannungssystem, starke Spannung
13.51	15 00 R	Precompressed unit, strong load Ağır Yüklere İçin Grup Yay Üniteleri Vorspannungssystem, starke Spannung

**Other Components**  
**Diğer Malzemeler**  
**Andere Komponenten**

Page	Group Code	Product Definitions
14.5	Z000166439	Stainless Steel Embossed Sheet Kabartmalı Çapak Kaydırma Plakası Geprägt Scheibe
14.6	BW 100	Milling Machine for Model Making Mills Rigid Foams Strafor İşleme Pah Kırma Seti Fräsmaschinen Set
14.7	BW 500	Hollow Cutter Strafor İşleme Takımı Fräser
14.8	D901-01-745	Dressing Paste For Surface Control Kalıp Alıştırma Boyası Retuschierfarbe
14.9	A103-01	Dowel Pin with Thread DIN EN ISO 8735 Çektirmeli Pimler DIN EN ISO 8735 Führungssaulen DIN EN ISO 8735
14.9	A103-02	Dowel Pin with Thread DIN EN ISO 8735 Çektirmeli Pimler DIN EN ISO 8735 Führungssaulen DIN EN ISO 8735
14.10	A103-03	Dowel Pin Parallel DIN EN ISO 8734 Düz Tespit Pimleri DIN EN ISO 8734 Führungssaulen DIN EN ISO 8734
14.10	A103-04	Dowel Pin Parallel DIN EN ISO 8734 Düz Tespit Pimleri DIN EN ISO 8734 Führungssaulen DIN EN ISO 8734













**Lifting Elements**  
**Taşıma Elemanları**  
**Tragelemente**

1

INDEX  
İNDEKS  
STICHWORTVERZEICHNIS

2

LIFTING ELEMENTS  
TAŞIMA ELEMANLARI  
TRÄGELEMENTE

3

GUIDE ELEMENTS  
KILAVUZ ELEMANLARI  
FÜHRUNGSELEMENTE

4

DIE COMPONENTS  
KALIP ELEMANLARI  
NORMALIEN

5

BMW STANDARDS  
BMW STANDARTLARI  
BMW NORMALIEN

6

FCA STANDARDS  
FCA STANDARTLARI  
FCA NORMALIEN

7

FORD STANDARDS  
FORD STANDARTLARI  
FORD NORMALIEN

8

MERCEDES-BENZ STANDARDS  
MERCEDES-BENZ STANDARTLARI  
MERCEDES-BENZ NORMALIEN

9

OPEL STANDARDS  
OPEL STANDARTLARI  
OPEL NORMALIEN

10

PSA STANDARDS  
PSA STANDARTLARI  
PSA NORMALIEN

11

RENAULT STANDARDS  
RENAULT STANDARTLARI  
RENAULT NORMALIEN

12

VW - AUDI STANDARDS  
VW - AUDI STANDARTLARI  
VW - AUDI NORMALIEN

13

SPRINGS  
YAYLAR  
FEDERN

14










OTHER COMPONENTS  
DİĞER MALZEMELER  
ANDERE KOMPONENTE

15

TECHNICAL DATA  
TEKNİK BİLGİ  
TECHNISCHE INFORMATIONEN



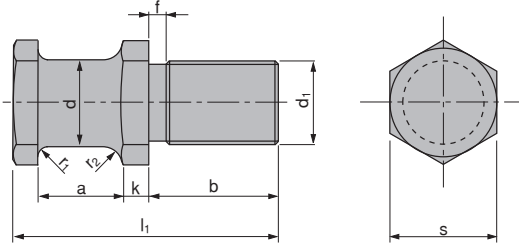
## Index

Contents	Page	Contents	Page
 <p>C101-02 Lifting Pins VDI 3366 Taşıma Pimleri VDI 3366 Tragschraube VDI 3366</p>	2.5	 <p>C103-06 Lifting Pins OPEL - GM Taşıma Milleri OPEL - GM Tragbolzen Mit Fallringsicherung OPEL - GM Norm</p>	2.12
 <p>C101-04 Lifting Brackets VDI 3366 Taşıma Braketleri VDI 3366 Tragzapfen VDI 3366</p>	2.6	 <p>C103-07 Lifting Pins FIAT Taşıma Milleri FIAT Ersatztragbolzen für Tragwange FIAT Norm</p>	2.13
 <p>C101-05 Lifting Brackets With Rope Stop Safety Emniyet Plakalı Taşıma Braketleri Tragzapfen Mit Seilsicherung</p>	2.7	 <p>C103-09 Lifting Pins VW/AUDI Taşıma Milleri VW/AUDI Tragbolzen Mit Fallringsicherung Und Feder Nach VW/AUDI Norm</p>	2.14
 <p>C103-01 Lifting Pins VDI 3366 Taşıma Milleri VDI 3366 Tragbolzen Mit Fallringsicherung VDI 3366</p>	2.8	 <p>C104-01 Bush for Lifting Pins VDI-BAK Taşıma Milleri için Burçlar VDI-BAK Stahlbuchsen Für Transportwangen VDI-BAK</p>	2.15
 <p>C103-02 Lifting Pins FIAT Taşıma Milleri FIAT Tragbolzen Mit Fallringsicherung Und Feder Nach FIAT Norm</p>	2.9	 <p>C104-02 Bush for Lifting Pin FORD Taşıma Milleri için Burçlar FORD Stahlbuchsen Für Transportwangen FORD</p>	2.16
 <p>C103-03 Lifting Pins FORD Taşıma Milleri FORD Tragbolzen Mit Fallringsicherung FORD</p>	2.10	 <p>C105-01 Lifting Brackets With Pins CNOMO Taşıma Braketleri CNOMO Tragwange Mit Tragbolzen Nach CNOMO</p>	2.17
 <p>C103-05 Lifting Pins CNOMO Taşıma Milleri CNOMO Tragbolzen Mit Fallringsicherung Und Feder Nach CNOMO Norm</p>	2.11	 <p>C105-02 Lifting Brackets With Pins FIAT Taşıma Braketleri FIAT Tragwange Mit Tragbolzen Nach FIAT</p>	2.18



## Index

Contents	Page	Contents	Page



Material :  
CK45  
700 ÷ 800 N/mm<sup>2</sup>

**GSB CODE:C101-02**

Code	Max.	Max. Die	d	d <sub>1</sub>	a	b	f	k	l <sub>1</sub>	r <sub>1</sub>	r <sub>2</sub>	s
	Load (Kg)	Weight (Kg)										
C101-02-016-016	250	500	16	M16	20	28	3	5	58	5	8	24
C101-02-020-020	500	1000	20	M20	22	34	3	6	68	5	8	30
C101-02-025-024	1000	2000	25	M24	25	38	4	8	78	6	10	36
C101-02-032-030	1500	3000	32	M30	32	45	5	10	95	6	10	41
C101-02-040-036	2500	5000	40	M36	40	56	5	12	118	8	12	50

**WARNING !**

For safety reasons, the weight of the tool has to be supported by just two lifting pins.

**Respect the max load**

**UYARI !**

Güvenlik nedeniyle kalıp ağırlığı iki adet taşıma piminin taşıyabileceği maksimum yük miktarını aşmamalıdır.

**Maksimum yükü göz ardı etmeyiniz**

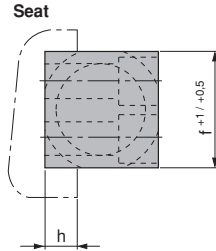
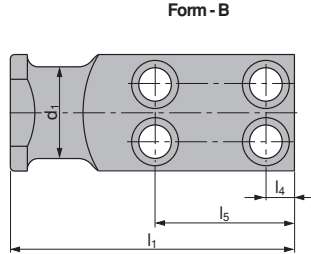
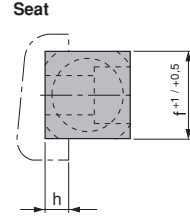
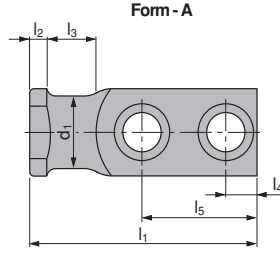
**ACHTUNG !**

Aus Sicherheitsgründen achten Sie immer dass zwei Tragbolzen das gesamte Werkzeugs gewicht tragen müssen.

**Maximale Nutzlast beachten**



Material :  
CK45  
700 ÷ 800 N/mm<sup>2</sup>



**WARNING !**

For safety reasons, the weight of the tool has to be supported by just two lifting brackets.

**Respect the max load**

**UYARI !**

Güvenlik nedeniyle kalıp ağırlığı iki adet taşıma braketinin taşıyabileceği maksimum yük miktarını aşmamalıdır.

**Maksimum yükü göz ardı etmeyiniz**

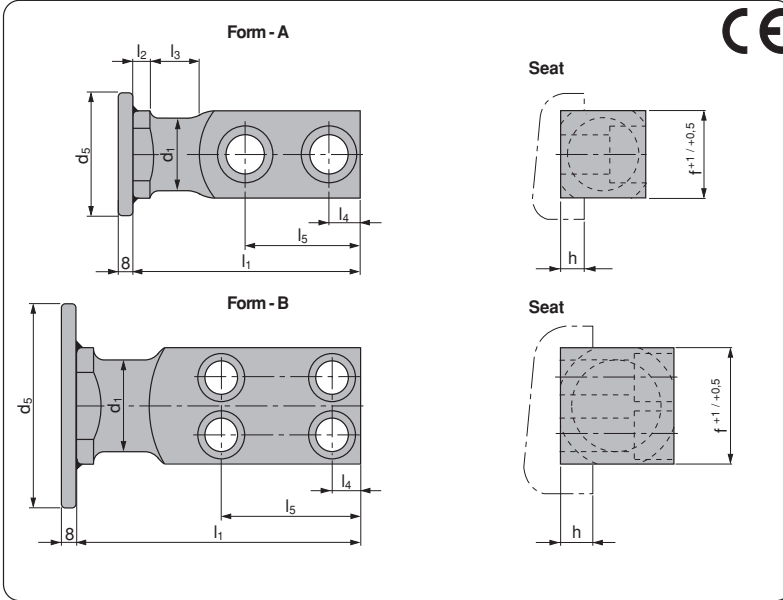
**ACHTUNG !**

Aus Sicherheitsgründen achten Sie immer dass zwei Tragzapfen das gesamte Werkzeugs gewicht tragen müssen.

**Maximale Nutzlast beachten**

**GSB CODE:C101-04**

Code	Max. Load (Kg)	Max. Die Weight (Kg)	Form	d <sub>1</sub>	f	h	l <sub>1</sub>	l <sub>2</sub>	l <sub>3</sub>	l <sub>4</sub>	l <sub>5</sub>	DIN 912 Screw 8.8
C101-04-020-080	320	640	A	16	20	6	80	6	20	10	44	M8x25
C101-04-025-090	630	1260	A	20	25	8	90	8	25	10	47	M10x30
C101-04-035-100	1250	2500	A	25	35	10	100	8	30	12	50	M12x40
C101-04-040-120	2000	4000	A	32	40	10	120	10	32	16	62	M16x45
C101-04-050-140	3200	6400	A	40	50	12	140	10	40	18	72	M20x60
C101-04-060-160	5000	10000	A	50	60	14	160	12	45	22	81	M24x70
C101-04-080-200	8000	16000	B	63	80	16	200	12	50	20	98	M20x90
C101-04-100-250	12500	25000	B	80	100	18	250	15	65	25	125	M24x110
C101-04-120-300	20000	40000	B	100	120	20	300	15	80	30	155	M30x130



Material :  
CK45  
700 ÷ 800 N/mm<sup>2</sup>

Designed according to BMW  
Norm B2 5602 11 06/2012

**GSB CODE:C101-05**

Code	Max. Load (Kg)	Max. Die Weight (Kg)	Form	d <sub>1</sub>	d <sub>5</sub>	f	h	l <sub>1</sub>	l <sub>2</sub>	l <sub>3</sub>	l <sub>4</sub>	l <sub>5</sub>	DIN 912 Screw 8.8
C101-05-020-080	320	640	A	16	60	20	6	80	6	20	10	44	M8x25
C101-05-025-090	630	1260	A	20	70	25	8	90	8	25	10	47	M10x30
C101-05-035-100	1250	2500	A	25	70	35	10	100	8	30	12	50	M12x40
C101-05-040-120	2000	4000	A	32	110	40	10	120	10	32	16	62	M16x45
C101-05-050-140	3200	6400	A	40	110	50	12	140	10	40	18	72	M20x60
C101-05-060-160	5000	10000	A	50	150	60	14	160	12	45	22	81	M24x70
C101-05-080-200	8000	16000	B	63	150	80	16	200	12	50	20	98	M20x90
C101-05-100-250	12500	25000	B	80	150	100	18	250	15	65	25	125	M24x110
C101-05-120-300	20000	40000	B	100	150	120	20	300	15	80	30	155	M30x130

**WARNING !**  
For safety reasons, the weight of the tool has to be supported by just two lifting brackets.

**Respect the max load**

**UYARI !**  
Güvenlik nedeniyle kalıp ağırlığı iki adet taşıma braketinin taşıyabileceği maksimum yük miktarını aşmamalıdır.

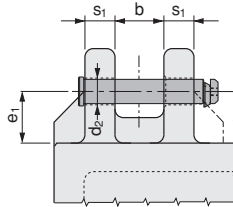
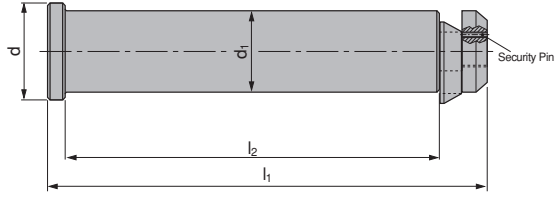
**Maksimum yükü göz ardı etmeyiniz**

**ACHTUNG !**  
Aus Sicherheitsgründen achten Sie immer dass zwei Tragzapfen das gesamte Werkzeugs gewicht tragen müssen.

**Maximale Nutzlast beachten**



Designed according to VDI 3366  
Standard 03/1997



**GSB CODE:C103-01**

**WARNING !**

For safety reasons, the weight of the tool has to be supported by just two lifting pins.

**Respect the max load**

**UYARI !**

Güvenlik nedeniyle kalıp ağırlığı iki adet taşıma piminin taşıyabileceği maksimum yük miktarını aşmamalıdır.

**Maksimum yükü göz ardı etmeyiniz**

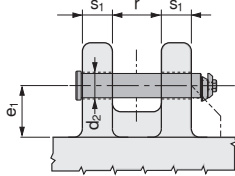
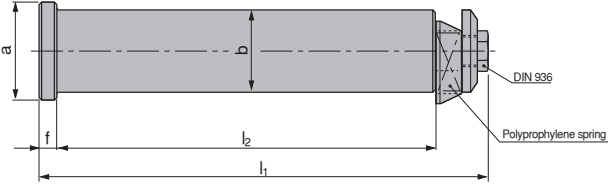
**ACHTUNG !**

Aus Sicherheitsgründen achten Sie immer dass zwei Tragbolzen das gesamte Werkzeugs gewicht tragen müssen.

**Maximale Nutzlast beachten**

Code	Max. Load (Kg)	Max. Die Weight (Kg)	d	d <sub>1</sub> h11	d <sub>2</sub> +1	e <sub>1</sub>	l <sub>1</sub> +1	l <sub>2</sub> +1	s <sub>1</sub>	Material
C103-01-032-175	3200	6400	40	32	34	63	175	145	40	CK45
C103-01-040-225	5000	10000	50	40	42	80	225	188	50	CK45
C103-01-050-273	8000	16000	60	50	52	100	273	230	60	CK45
C103-01-063-347	12500	25000	75	63	65	125	347	295	80	CK45
C103-01-076-422	31500	63000	95	76	78	160	422	360	100	42CrMo4





Material :  
CK45

Designed according FCA Norm  
STQ 40002 04/12/2014

**GSB CODE:C103-02**

Code	Max. Load (Kg)	Max. Die Weight (Kg)	a	b	d <sub>2</sub>	e <sub>1</sub>	f	l <sub>1</sub>	l <sub>2</sub>	r	s <sub>1</sub>
C103-02-029-150	2000	4000	38	29	30	60	6	178.5	150	60	40
C103-02-033-170	3200	6400	43	33	35	65	6	200.5	170	60	50
C103-02-043-195	5000	10000	53	43	45	85	8	233	195	80	50
C103-02-053-235	8000	16000	65	53	55	105	10	282	235	100	60
C103-02-053-180	8000	16000	65	53	55	75	10	227	180	65	50
C103-02-063-215	13000	26000	78	63	65	130	12	272.5	215	80	60
C103-02-063-295	12000	24000	78	63	65	100	12	352.5	295	120	80
C103-02-078-355	30000	60000	95	78	81	150	14	421.5	355	140	100

**WARNING !**

For safety reasons, the weight of the tool has to be supported by just two lifting pins.

**Respect the max load**

**UYARI !**

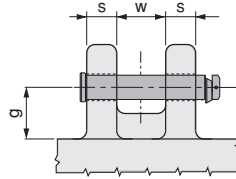
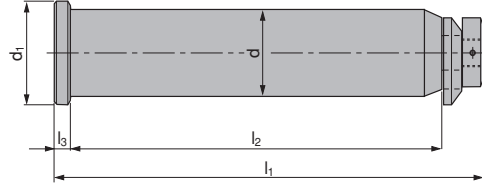
Güvenlik nedeniyle kalıp ağırlığı iki adet taşıma piminin taşıyabileceği maksimum yük miktarını aşmamalıdır.

**Maksimum yükü göz ardı etmeyiniz**

**ACHTUNG !**

Aus Sicherheitsgründen achten Sie immer dass zwei Tragbolzen das gesamte Werkzeugs gewicht tragen müssen.

**Maximale Nutzlast beachten**



Material :  
42CrMo4

Designed according FORD  
Norm WDX22-60M 12/2015

**WARNING !**

For safety reasons, the weight of the tool has to be supported by just two lifting pins.

**Respect the max load**

**UYARI !**

Güvenlik nedeniyle kalıp ağırlığı iki adet taşıma piminin taşıyabileceği maksimum yük miktarını aşmamalıdır.

**Maksimum yükü göz ardı etmeyiniz**

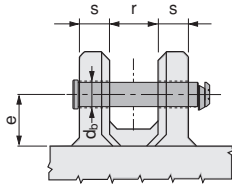
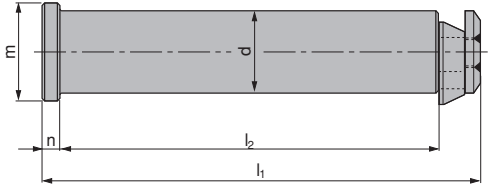
**ACHTUNG !**

Aus Sicherheitsgründen achten Sie immer dass zwei Tragbolzen das gesamte Werkzeugs gewicht tragen müssen.

**Maximale Nutzlast beachten**

**GSB CODE:C103-03**

Code	Max. Load (Kg)	Max. Die Weight (Kg)	d -0.3	d <sub>1</sub>	g min.	l <sub>1</sub> ±1	l <sub>2</sub>	l <sub>3</sub>	s	w
C103-03-035-125	1500	3000	35	45	60	165	125	10	30	50
C103-03-050-190	5000	10000	50	63	65	230	190	10	50	70
C103-03-063-280	20000	40000	63	76	70	320	280	10	80	100
C103-03-080-320	30000	60000	80	89	80	370	320	15	100	100



Material :  
CK45

Designed according CNOMO  
Norm EM24.50.400 02/2014

**GSB CODE:C103-05**

Code	Max. Load (Kg)	Max. Die Weight (Kg)	d h11	d <sub>b</sub> +0.5	e	l <sub>1</sub> ±1	l <sub>2</sub>	m	n	r	s
C103-05-032-132	6000	12000	32	34	55	154	132	40	6	50	37,5
C103-05-040-170	9000	18000	40	42	70	197,5	170	50	8	65	47,5
C103-05-050-212	14000	28000	50	52	90	247,5	212	63	10	80	60
C103-05-063-265	22500	45000	63	65	100	309	265	80	12	100	75

**WARNING !**

For safety reasons, the weight of the tool has to be supported by just two lifting pins.

**Respect the max load**

**UYARI !**

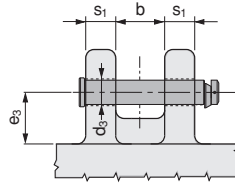
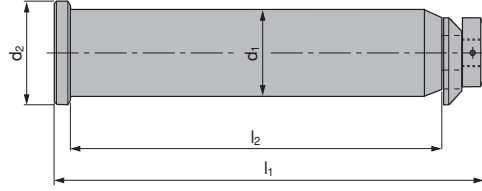
Güvenlik nedeniyle kalıp ağırlığı iki adet taşıma piminin taşıyabileceği maksimum yük miktarını aşmamalıdır.

**Maksimum yükü göz ardı etmeyiniz**

**ACHTUNG !**

Aus Sicherheitsgründen achten Sie immer dass zwei Tragbolzen das gesamte Werkzeugs gewicht tragen müssen.

**Maximale Nutzlast beachten**



Material :  
42CrMo4

Designed according OPEL - GM  
Norm 90.15.00 06/2012

**WARNING !**

For safety reasons, the weight of the tool has to be supported by just two lifting pins.

**Respect the max load**

**UYARI !**

Güvenlik nedeniyle kalıp ağırlığı iki adet taşıma piminin taşıyabileceği maksimum yük miktarını aşmamalıdır.

**Maksimum yükü göz ardı etmeyiniz**

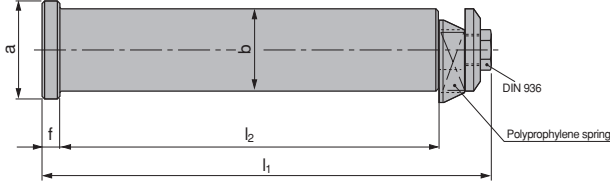
**ACHTUNG !**

Aus Sicherheitsgründen achten Sie immer dass zwei Tragbolzen das gesamte Werkzeugs gewicht tragen müssen.

**Maximale Nutzlast beachten**

**GSB CODE:C103-06**

Code	Max. Load (Kg)	Max. Die Weight (Kg)	b	d <sub>1</sub>	d <sub>2</sub>	d <sub>3</sub>	e <sub>3</sub>	l <sub>1</sub>	l <sub>2</sub>	s <sub>1</sub>
C103-06-032-155	3400	6800	70	32	40	34	65	177	155	40
C103-06-040-188	5650	11300	80	40	50	42	85	220	188	50
C103-06-050-230	8950	17900	100	50	60	52	100	270	230	60
C103-06-063-295	14350	28700	120	63	75	65	125	342	295	80
C103-06-080-335	26700	53400	120	80	89	82	160	387	335	100



Material :  
CK45

Designed according FCA Norm  
STQ 40001 04/12/2014

**GSB CODE:C103-07**

Code	Max. Load (Kg)	Max. Die Weight (Kg)	a	b h11	f	l <sub>1</sub>	l <sub>2</sub>
C103-07-00600	600	1200	25	15,6	6	102,5	77
C103-07-01000	1000	2000	30	20,6	6	113,5	86
C103-07-02000	2000	4000	35	25,6	6	128,5	100
C103-07-04000	4000	8000	43	33	6	166,5	135
C103-07-07000	7000	14000	53	43	8	210,5	175

**WARNING !**

For safety reasons, the weight of the tool has to be supported by just two lifting pins.

**Respect the max load**

**UYARI !**

Güvenlik nedeniyle kalıp ağırlığı iki adet taşıma piminin taşıyabileceği maksimum yük miktarını aşmamalıdır.

**Maksimum yükü göz ardı etmeyiniz**

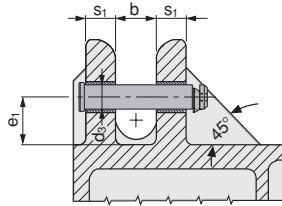
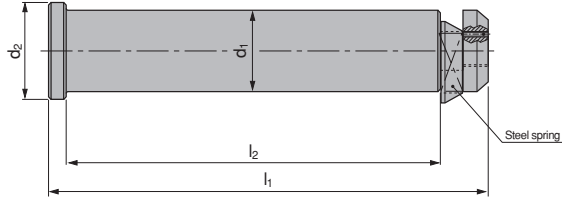
**ACHTUNG !**

Aus Sicherheitsgründen achten Sie immer dass zwei Tragbolzen das gesamte Werkzeugs gewicht tragen müssen.

**Maximale Nutzlast beachten**



Designed according VW/AUDI Norm 39D 866 09/2015



**WARNING !**

For safety reasons, the weight of the tool has to be supported by just two lifting pins.

**Respect the max load**

**UYARI !**

Güvenlik nedeniyle kalıp ağırlığı iki adet taşıma piminin taşıyabileceği maksimum yük miktarını aşmamalıdır.

**Maksimum yükü göz ardı etmeyiniz**

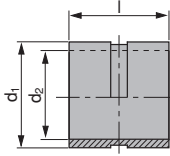
**ACHTUNG !**

Aus Sicherheitsgründen achten Sie immer dass zwei Tragbolzen das gesamte Werkzeugs gewicht tragen müssen.

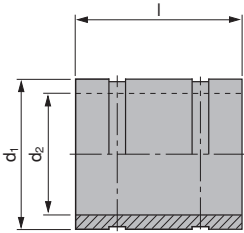
**Maximale Nutzlast beachten**

**GSB CODE:C103-09**

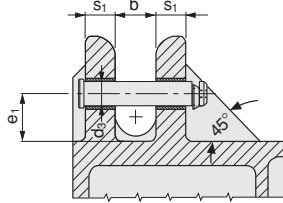
Code	Max. Load (Kg)	Max. Die Weight (Kg)	b	d <sub>1</sub>	d <sub>2</sub>	d <sub>3</sub>	e <sub>1</sub>	l <sub>1</sub>	l <sub>2</sub>	s <sub>1</sub>	Material
C103-09-032-175	3200	6400	60	32	40	34	63	175	145	40	CK45
C103-09-040-225	5000	10000	80	40	50	42	80	225	188	50	CK45
C103-09-050-273	8000	16000	100	50	60	52	100	273	230	60	CK45
C103-09-063-347	12500	25000	120	63	75	65	125	347	295	80	CK45
C103-09-076-422	31500	63000	140	76	95	78	160	422	360	100	42CrMo4



Form -A



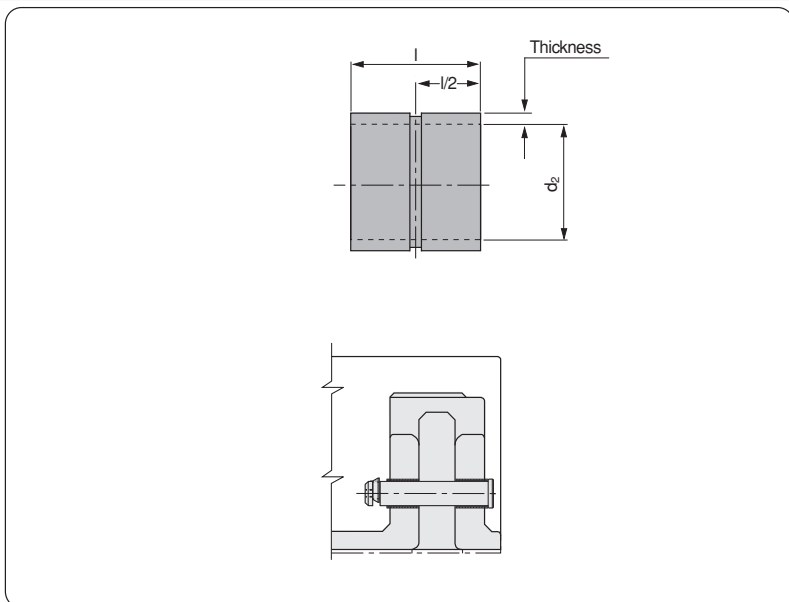
Form -B



Material :  
St 37

**GSB CODE:C104-01**

Code	Form	d <sub>1</sub>	d <sub>2</sub>	l
C104-01-034-040	A	44	34	40
C104-01-042-050	A	52	42	50
C104-01-052-060	A	62	52	60
C104-01-065-080	A	75	65	80
C104-01-078-1001	B	100	78	100
C104-01-078-1002	B	105	78	100



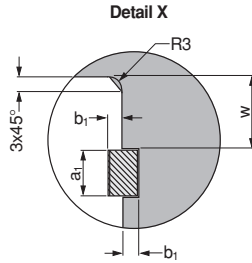
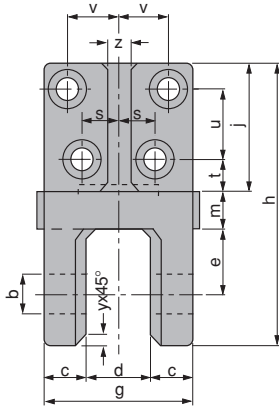
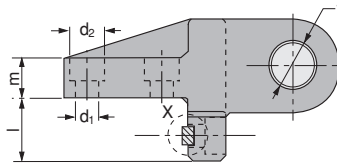
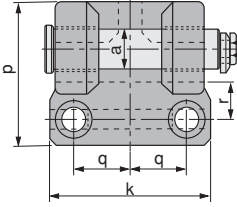
Material :  
St37

Designed according FORD  
Norm WDX22-80M 08/2016

**GSB CODE:C104-02**

Code	d <sub>2</sub>	Thickness	l
	±0,6	±1	±0,5
C104-02-040-030	36	4.0	32
C104-02-055-050	52	4.0	52
C104-02-070-080	65	4.0	82
C104-02-090-100	82	5.0	102





Material :  
CK45  
800 ÷ 1000 N/mm<sup>2</sup>

Designed according CNOMO  
Norm EM24.50.400 02/2014

**GSB CODE:C105-01**

Code	Max. Load (Kg)	Max. Die Weight (Kg)	a	b	c	d	d <sub>1</sub>	d <sub>2</sub>	e	f	g	h	j
			H13			H13							
C105-01-04000	4000	8000	32	33	35	55	18	36	55	36	125	221	100
C105-01-06300	6300	12600	40	41	50	60	22	45	60	45	160	270	125

Code	k	l	m	p	q	r	s	t	u	v	w	y	z	a <sub>1</sub>	b <sub>1</sub>	
															E9	+0,1
C105-01-04000	135	50	30	111	48	30	28	20	60	42	23	10	20	14	4,5	
C105-01-06300	180	60	40	140	65	35	40	30	70	55	27	12,5	25	16	5	

**WARNING !**

For safety reasons, the weight of the tool has to be supported by just two lifting pins.

**Respect the max load**

**UYARI !**

Güvenlik nedeniyle kalıp ağırlığı iki adet taşıma piminin taşıyabileceği maksimum yük miktarını aşmamalıdır.

**Maksimum yükü göz ardı etmeyiniz**

**ACHTUNG !**

Aus Sicherheitsgründen achten Sie immer dass zwei Tragbolzen das gesamte Werkzeugs gewicht tragen müssen.

**Maximale Nutzlast beachten**



Material :  
CK45  
800 ÷ 1000 N/mm<sup>2</sup>

Designed according FCA Norm  
STQ 40001 04/12/2014

**WARNING !**  
For safety reasons, the weight of the tool has to be supported by just two lifting pins.

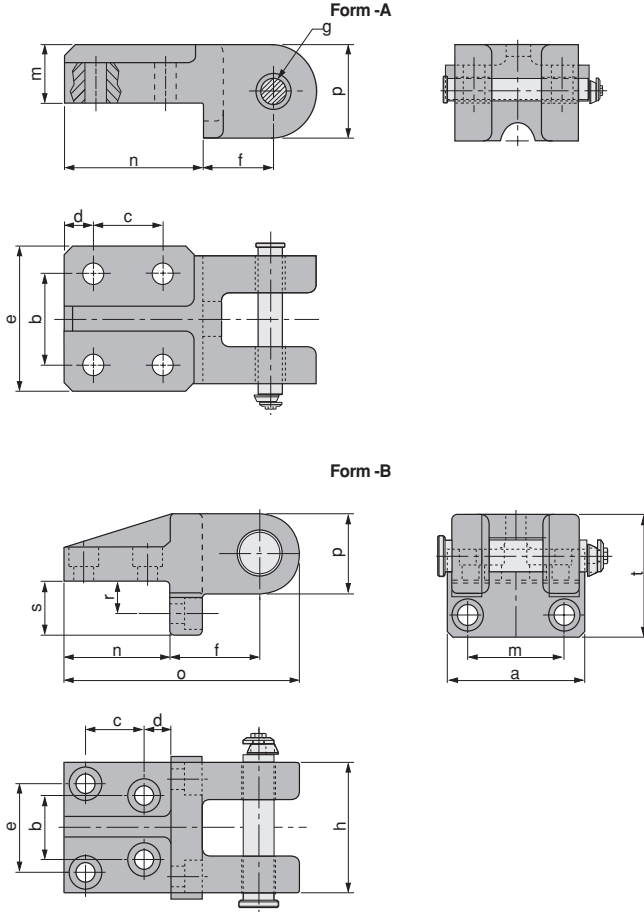
Respect the max load

**UYARI !**  
Güvenlik nedeniyle kalıp ağırlığı iki adet taşıma piminin taşıyabileceği maksimum yük miktarını aşmamalıdır.

**Maksimum yükü göz ardı etmeyiniz**

**ACHTUNG !**  
Aus Sicherheitsgründen achten Sie immer dass zwei Tragbolzen das gesamte Werkzeugs gewicht tragen müssen.

**Maximale Nutzlast beachten**



**GSB CODE:C105-02**

Code	Max. Load (Kg)	Max. Die Weight (Kg)	Form	a	b	c	d	e	f
C105-02-00600	600	1200	A	80	50	40	22,5	-	39
C105-02-01000	1000	2000	A	90	60	40	27,5	-	42
C105-02-02000	2000	4000	A	100	65	65	32,5	-	60
C105-02-04000	4000	8000	B	135	56	60	20	84	85
C105-02-07000	7000	14000	B	180	80	70	30	110	100

Code	g	h	l	m	n	o	p	r	s	t
C105-02-00600	16	70	102,5	32	80	145	52	-	-	-
C105-02-01000	21	79	113,5	36	90	160	56	-	-	-
C105-02-02000	26	90	128,5	50	120	215	70	-	-	-
C105-02-04000	34	125	166,5	96	100	221	72	30	50	111
C105-02-07000	44	160	210,5	130	125	270	90	35	60	140



**Guide Elements**  
**Kılavuz Elemanları**  
**Führungselemente**

1

INDEX  
İNDEKS  
STICHWORTVERZEICHNIS

2

LIFTING ELEMENTS  
TAŞIMA ELEMANLARI  
TRAGELEMENTE

3

GUIDE ELEMENTS  
KILAVUZ ELEMANLARI  
FÜHRUNGSELEMENTE

4

DIE COMPONENTS  
KALIP ELEMANLARI  
NORMALIEN

5

BMW STANDARDS  
BMW STANDARTLARI  
BMW NORMALIEN

6

FCA STANDARDS  
FCA STANDARTLARI  
FCA NORMALIEN

7

FORD STANDARDS  
FORD STANDARTLARI  
FORD NORMALIEN

8

MERCEDES-BENZ STANDARDS  
MERCEDES-BENZ STANDARTLARI  
MERCEDES-BENZ NORMALIEN

9

OPEL STANDARDS  
OPEL STANDARTLARI  
OPEL NORMALIEN

10

PSA STANDARDS  
PSA STANDARTLARI  
PSA NORMALIEN

11

RENAULT STANDARDS  
RENAULT STANDARTLARI  
RENAULT NORMALIEN

12

VW - AUDI STANDARDS  
VW - AUDI STANDARTLARI  
VW - AUDI NORMALIEN

13

SPRINGS  
YAYLAR  
FEDERN

14

OTHER COMPONENTS  
DİĞER MALZEMELER  
ANDERE KOMPONENTE















15

TECHNICAL DATA  
TEKNİK BİLGİ  
TECHNISCHE INFORMATIONEN








## Index

Contents	Page	Contents	Page
 <p>G201-01 Guide Posts Kılavuz Kolonlar Führungssäulen mit Bund</p>	3.9	 <p>G211-02 Guide Bushes with collar, self-lubricating DIN 9834 Faturalı Grafitli Kılavuz Burçlar DIN 9834 Führungsbuchsen mit Bund, nach DIN 9834</p>	3.16
 <p>G201-02 Guide Posts, shoulder ECO Ekonomik Tip Flaşlı Kılavuz Kolonlar ECO Führungssäulen mit Bund ECO</p>	3.10	 <p>G211-06 Guide Bushes with collar, self-lubricating CNOMO Faturalı Grafitli Kılavuz Burçlar CNOMO Führungsbuchsen mit Bund, nach CNOMO</p>	3.17
 <p>G202-01 Guide Post Kılavuz Kolonlar Führungssäulen für Großwerkzeuge</p>	3.11	 <p>G212-01 Guide Bushes, self-lubricating Grafitli Kılavuz Burçlar Führungsbuchsen</p>	3.18
 <p>G202-02 Guide Posts DIN 9833 Kılavuz Kolonlar DIN 9833 Führungssäulen mit Bund, nach DIN 9833</p>	3.12	 <p>G213-01 Steel Headed Guide Bushes, oil groove Çelik Kanallı İnce Kılavuz Burçlar Führungsbuchsen mit Bund, stahl</p>	3.19
 <p>G202-03 Guide Posts DIN 9833 Kılavuz Kolonlar DIN 9833 Führungssäulen, nach DIN 9833</p>	3.13	 <p>G213-02 Steel Headed Guide Bushes, oil groove Çelik Kanallı İnce Kılavuz Burçlar Führungsbuchsen mit Bund, stahl</p>	3.20
 <p>G202-05 Guide Posts CNOMO Kılavuz Kolonlar CNOMO Führungssäulen, nach CNOMO</p>	3.14	 <p>G213-03 Steel Headed Guide Bushes, oil groove Çelik Kanallı Kalın Kılavuz Burçlar Führungsbuchsen mit Bund, stahl</p>	3.21
 <p>G211-01 Guide Bushes with collar, self-lubricating Faturalı Grafitli Kılavuz Burçlar Führungsbuchsen mit Bund</p>	3.15	 <p>G213-04 Steel Headed Guide Bushes, oil groove Çelik Kanallı Kalın Kılavuz Burçlar Führungsbuchsen mit Bund, stahl</p>	3.22

**Index**

Contents	Page	Contents	Page
 <p>G217-01 Steel Headed Guide Bushes with bronzeplated Bronz Geçme Çelik Uzun Kılavuz Burçlar Führungsbuchsen mit Bund, bronzebeschichtet</p>	3.23	 <p>A101-04 Toe Clamp for Guide Bushing DIN 9832 Burç Tutucu DIN 9832 Haltestück für Führungsbuchsen DIN 9832</p>	3.29
 <p>G217-02 Steel Headed Guide Bushes with bronzeplated Bronz Geçme Çelik Kısa Kılavuz Burçlar Führungsbuchsen mit Bund, bronzebeschichtet</p>	3.24	 <p>A101-05 Toe Clamp for Guide Bushing Burç Tutucu Haltestück für Führungsbuchsen</p>	3.29
 <p>G215-01 Steel Headed Guide Bushes for Ball Cages Bilyalı Burçlar İçin Çelik Uzun Kılavuz Burçlar Kugelführungsbuchsen mit Bund, stahl</p>	3.25	 <p>A101-08 Retainer Flange for Guide Bush to Engage CNOMO Burç Tutucu CNOMO Haltestück für Führungsbuchsen CNOMO</p>	3.30
 <p>G215-02 Steel Headed Guide Bushes for Ball Cages Bilyalı Burçlar İçin Çelik Kısa Kılavuz Burçlar Kugelführungsbuchsen mit Bund, stahl</p>	3.26	 <p>A101-09 Toe Clamp CNOMO Kolon ve Burç Tutucu CNOMO Haltestück, nach CNOMO</p>	3.30
 <p>G216-01 Ball Cages with Circlip Groove Bilyalı Bronz Kılavuz Burçlar Kugelkäfige mit Sicherungsringestich</p>	3.27	 <p>A101-10 Toe Clamp Kolon ve Burç Tutucu Haltestück</p>	3.31
 <p>A101-01 Toe Clamp Kolon ve Burç Tutucu Haltestück</p>	3.28	 <p>A102-01 Guide Posts Retainer Ring CNOMO Kolon Segmanları CNOMO Haltering für Führungssäule CNOMO</p>	3.31
 <p>A101-03 Flange for Median Retaining Column CNOMO Kolon Tutucu Flanşlar CNOMO Haltestück für Führungssäule CNOMO</p>	3.28	 <p>P605-01 Wear Plates, self-lubricating Grafitli Bronz Kılavuz Plakalar Gleitplatte Bronze mit Festschmierstoff</p>	3.33

## Index

Contents	Page	Contents	Page
 <p>G220-01 Wear Plates, self-lubricating Grafitli Bronz Kılavuz Plakalar Gleitplatte Bronze mit Festschmierstoff</p>	3.34	 <p>G225-07 Wear Plates, self-lubricating AFNOR ISO 9183-2 Çelik Kanallı Kılavuz Kılavuz Plakalar AFNOR ISO 9183-2 Gleitplatten, Stahl mit Ölschmierstoff AFNOR ISO 9183-2</p>	3.42 - 3.45
 <p>G220-03 Wear Plates, self-lubricating Grafitli Bronz Kılavuz Plakalar Gleitplatte Bronze mit Festschmierstoff</p>	3.35	 <p>G234-01 Backing Plates, steel PSA Çelik Eskitme Plakalar PSA Höhenausgleich für Gleitplatte, Stahl PSA</p>	3.46
 <p>G222-01 Wear Plates, self-lubricating VDI 3357 Grafitli Bronz Kılavuz Plakalar VDI 3357 Gleitplatte Bronze mit Festschmierstoff VDI 3357</p>	3.36	 <p>G224-09 Wear Plates, self-lubricating CNOMO Grafitli Bronz Kılavuz Plakalar CNOMO Gleitplatte Bronze mit Festschmierstoff CNOMO</p>	3.47
 <p>G224-01 Wear Plates, self-lubricating VDI 3357 Grafitli Bronz Kılavuz Plakalar VDI 3357 Gleitplatte Bronze mit Festschmierstoff VDI 3357</p>	3.37	 <p>G224-11 Gib Plates, self-lubricating Bronz Grafitli Kılavuz Plakalar Deckleisten, mit Festschmierstoff</p>	3.48
 <p>G225-01 Wear Plates, steel VDI 3357 Çelik Kılavuz Plakalar VDI 3357 Gleitplatte Stahl VDI 3357</p>	3.38	 <p>G225-08 Gib Plates, steel Çelik Grafitli Kılavuz Plakalar Deckleisten, mit Festschmierstoff</p>	3.49
 <p>G224-02 Wear Plates, self-lubricating Grafitli Bronz Kılavuz Plakalar Gleitplatte Bronze mit Festschmierstoff</p>	3.39	 <p>G225-09 Gib Plates, steel Çelik Kılavuz Plakalar Deckleisten, Stahl</p>	3.50
 <p>G224-08 Wear Plates, self-lubricating AFNOR ISO 9183-2 Grafitli Bronz Kılavuz Plakalar AFNOR ISO 9183-2 Gleitplatte Bronze mit Festschmierstoff AFNOR ISO 9183-2</p>	3.40 - 3.41	 <p>G224-12 Wear Plate with two slide surfaces VDI 3357 Bronz Grafitli Kılavuz Plakalar VDI 3357 Gleitleiste, mit zwei Gleiflächen VDI 3357</p>	3.51

## Index

Contents	Page	Contents	Page
 <p>G228-01 Cam Dwell, self-lubricating VDI 3357 Bronz Grafitli Kam Kılavuz Plakalar VDI 3357 Überlaufkeil, mit Festschmierstoff VDI 3357</p>	3.52	 <p>G233-03 "V" Driver, steel VDI 3357 "V" Blokklar, çelik VDI 3357 Prismenführung, stahl VDI 3357</p>	3.59
 <p>G229-01 Cam Dwell, steel VDI 3357 Çelik Kam Kılavuz Plakalar VDI 3357 Überlaufkeil, ohne Festschmierstoff VDI 3357</p>	3.53	 <p>G232-03 "V" Driver, self-lubricating VDI 3357 Bronz Grafitli "V" Blokklar VDI 3357 Prismenführungen Bronze VDI 3357</p>	3.60
 <p>G228-04 Cam Dwell, self-lubricating Bronz Grafitli Kam Kılavuz Plakalar Überlaufkeil, mit Festschmierstoff</p>	3.54	 <p>G232-04 "V" Driver, self-lubricating Bronz Grafitli "V" Blokklar Prismenführungen Bronze mit Festschmierstoff</p>	3.61
 <p>G229-03 Cam Dwell, steel Çelik Kam Kılavuz Plakalar Überlaufkeil, ohne Festschmierstoff</p>	3.55	 <p>G233-04 "V" Driver, steel "V" Blokklar, çelik Prismenführung, stahl</p>	3.62
 <p>G229-05 Removable Die Heels, steel and self-lubricating Grafitli Çelik Kılavuz Plakalar Führungslaschen, Stahl mit Festschmierstoff</p>	3.56		
 <p>G231-01 "L" Shaped Wear Plates, self-lubricating Grafitli Bronz "L" Kılavuz Plakalar Winkelleisten Bronze mit Festschmierstoff</p>	3.57		
 <p>G231-04 "L" Shaped Wear Plates, self-lubricating VDI 3357 Grafitli Bronz "L" Kılavuz Plakalar VDI 3357 Winkelleisten Bronze mit Festschmierstoff VDI 3357</p>	3.58		





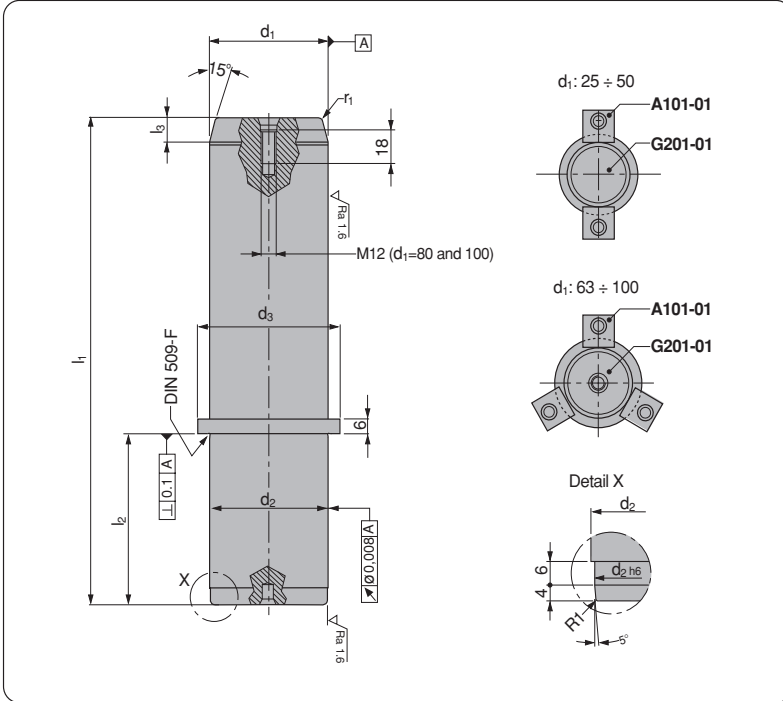
## Index

Contents	Page	Contents	Page



## Index

Contents	Page	Contents	Page



Material :  
Hardened Steel  
HRC 57 ÷ 62

**GSB CODE:G201-01**

d <sub>1</sub> f6	d <sub>2</sub> r6	d <sub>3</sub>	l <sub>1</sub>										l <sub>2</sub>	l <sub>3</sub>	r <sub>1</sub>	
25	25	33	140	160	180	-	-	-	-	-	-	-	-	40	4	2
32	32	40	140	160	180	200	-	-	-	-	-	-	45	8	2	2
40	40	50	-	160	180	200	224	250	-	-	-	-	56	8	2	
50	50	60	-	160	180	200	224	250	280	315	-	-	70	10	2.5	
63	63	80	-	-	-	200	224	250	280	315	355	400	80	10	2.5	
80	80	90	-	-	-	-	-	250	280	315	355	400	500	100	10	3
100	100	110	-	-	-	-	-	-	-	315	355	400	500	125	10	3

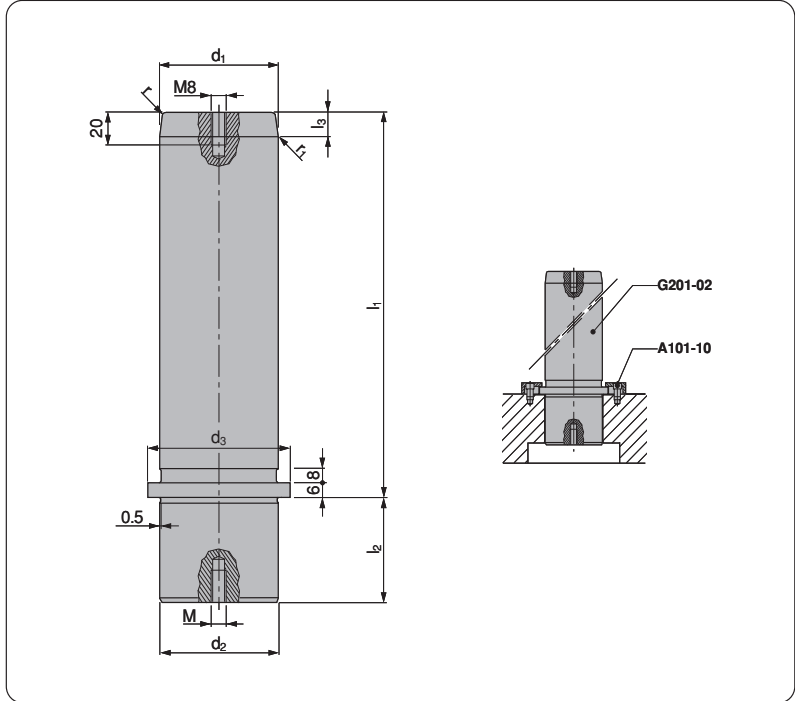
**Order Example:**

d<sub>1</sub>=80 and l=315

Order Code:G201-01-080-315



Material :  
Hardened Steel  
HRC 60 ÷ 64



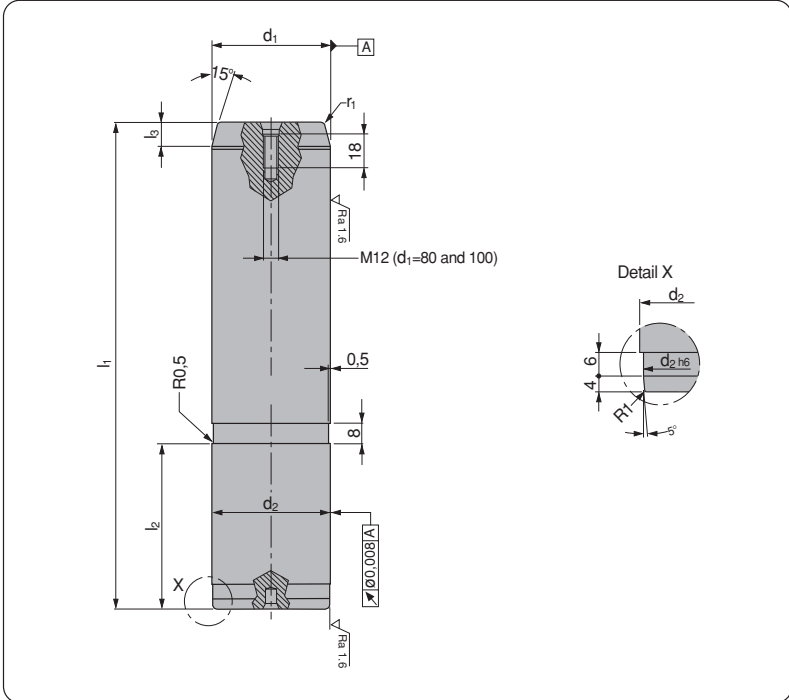
**GSB CODE:G201-02**

d <sub>1</sub>	d <sub>2</sub>	d <sub>3</sub>	l <sub>1</sub>											l <sub>2</sub>	l <sub>3</sub>	M	r	r <sub>1</sub>		
h4	j6		100	112	125	140	160	180	200	-	-	-	-	-	20	20,5	M8	2	15	
15	15	22	100	112	125	140	160	180	200	-	-	-	-	-	20	20,5	M8	2	15	
16	16	22	100	112	125	140	160	180	200	-	-	-	-	-	20	20,5	M8	2	15	
19	19	25	100	112	125	140	160	180	200	-	-	-	-	-	23	23,5	M8	2,5	20	
20	20	25	100	112	125	140	160	180	200	-	-	-	-	-	23	23,5	M8	2,5	20	
24	24	32	100	112	125	140	160	180	200	224	250	-	-	-	30	30,5	M8	3	20	
25	25	32	100	112	125	140	160	180	200	224	250	-	-	-	30	30,5	M8	3	20	
30	30	40	-	112	125	140	160	180	200	224	250	280	315	-	37	37,5	M8	3	30	
32	32	40	-	112	125	140	160	180	200	224	250	280	315	-	37	37,5	M8	3	30	
38	38	50	-	-	125	140	160	180	200	224	250	280	315	355	-	37	37,5	M8	3,5	30
40	40	50	-	-	125	140	160	180	200	224	250	280	315	355	-	37	37,5	M8	3,5	30
48	48	63	-	-	-	140	160	180	200	224	250	280	315	355	400	47	47,5	M8	3,5	30
50	50	63	-	-	-	140	160	180	200	224	250	280	315	355	400	47	47,5	M8	3,5	30
60	60	80	-	-	-	-	160	180	200	224	250	280	315	355	400	47	47,5	M8	4	30
63	63	80	-	-	-	-	160	180	200	224	250	280	315	355	400	47	47,5	M8	4	30
80	80	95	-	-	-	-	-	180	200	224	250	280	315	355	400	60	60,5	M12	4	30

**Order Example:**

d<sub>1</sub>=80 l<sub>2</sub>=60 and l<sub>1</sub>=315

Order Code:G201-02-8060315



Material :  
Hardened Steel  
HRC 60 ÷ 64

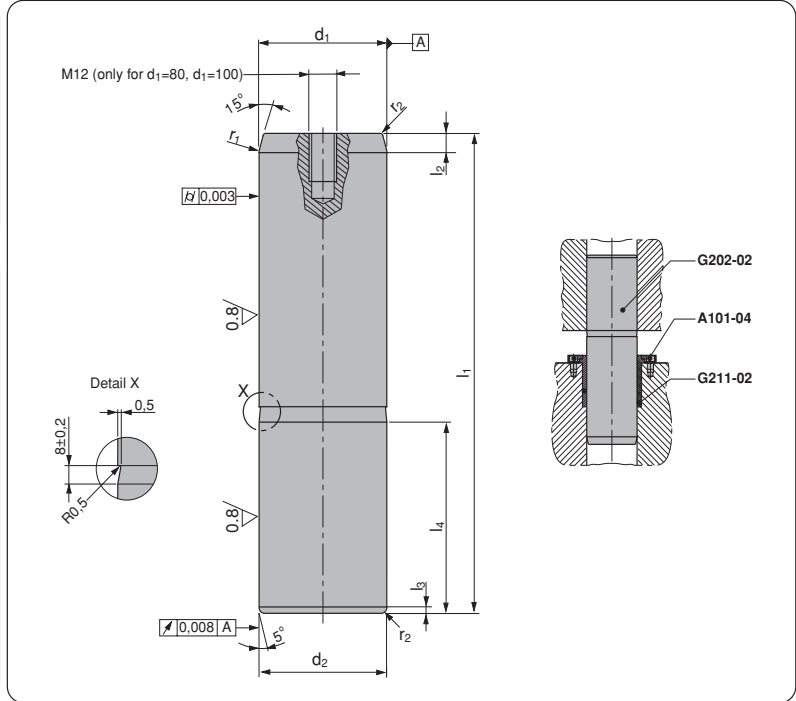
**GSB CODE:G202-01**

$d_1$ f6	$d_2$ r6	$l_1$										$l_2$	$l_3$	$r_1$	
25	25	140	160	180	-	-	-	-	-	-	-	-	40	4	2
32	32	140	160	180	200	-	-	-	-	-	-	-	45	8	2
40	40	-	160	180	200	224	250	-	-	-	-	-	56	8	2
50	50	-	160	180	200	224	250	280	315	-	-	-	70	10	2,5
63	63	-	-	-	200	224	250	280	315	355	400	-	80	10	2,5
80	80	-	-	-	-	-	250	280	315	355	400	500	100	10	3
100	100	-	-	-	-	-	-	-	315	355	400	500	125	10	3

**Order Example:**  
 $d_1=80$  and  $l=315$   
Order Code: **G202-01-080-315**



Material :  
Hardened Steel  
HRC 60 ÷ 64



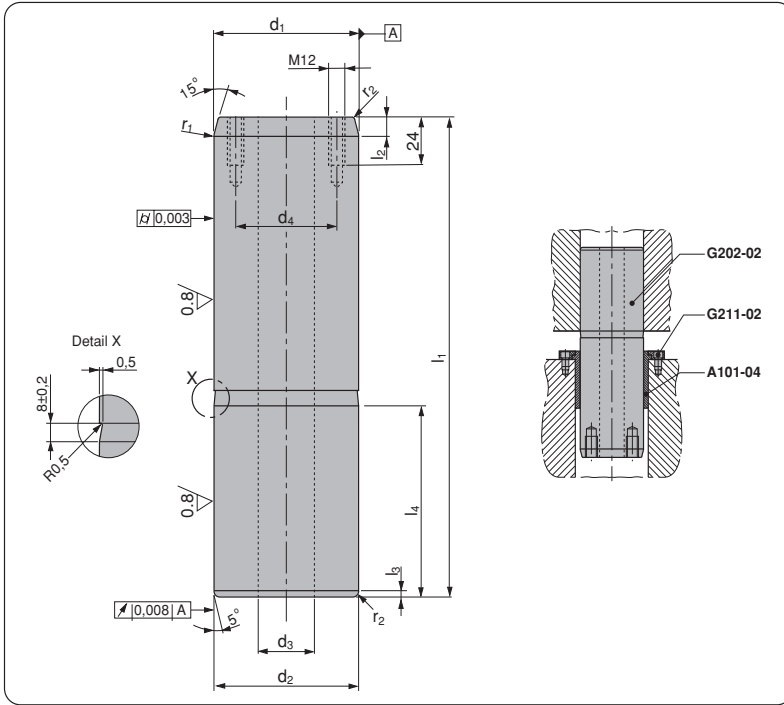
**GSB CODE:G202-02**

d <sub>1</sub>	d <sub>2</sub>							l <sub>1</sub>						l <sub>2</sub>	l <sub>3</sub>	l <sub>4</sub>	r <sub>1</sub>	r <sub>2</sub>
16	r6							-1						+0.8	+0.8	+0.8		
25	25	125	140	160	180	200	224	-	-	-	-	-	-	8	4	40	3	2
32	32	-	140	160	180	200	224	250	-	-	-	-	8	4	45	3	2	
40	40	-	140	160	180	200	224	250	280	-	-	-	8	4	56	3	2	
50	50	-	-	160	180	200	224	250	280	315	355	-	10	4	70	5	2,5	
63	63	-	-	-	180	200	224	250	280	315	355	400	10	4	80	6	2,5	
80	80	-	-	-	-	200	224	250	280	315	355	400	450	10	4	100	8	3
100	100	-	-	-	-	-	224	250	280	315	355	400	450	10	4	125	10	3

**Order Example:**

d<sub>1</sub>=80 and l=315

Order Code:G202-02-080-315



Material :  
Hardened Steel  
HRC 60 ÷ 64

**GSB CODE:G202-03**

d <sub>1</sub>	d <sub>2</sub>	d <sub>3</sub>	d <sub>4</sub>					l <sub>1</sub>					l <sub>2</sub>	l <sub>3</sub>	l <sub>4</sub>	r <sub>1</sub>	r <sub>2</sub>	
f6	r6	±2	+0,8					-1					+0,8	+0,8	+0,8			
80	80	40	58	200	224	250	280	315	355	400	450	-	-	10	4	100	8	3
100	100	50	72	-	224	250	280	315	355	400	450	-	-	10	4	125	10	3
125	125	65	90	-	-	-	-	315	355	400	450	500	-	12	4	140	12	4
160	160	95	132	-	-	-	-	-	-	400	450	500	560	12	5	180	18	4

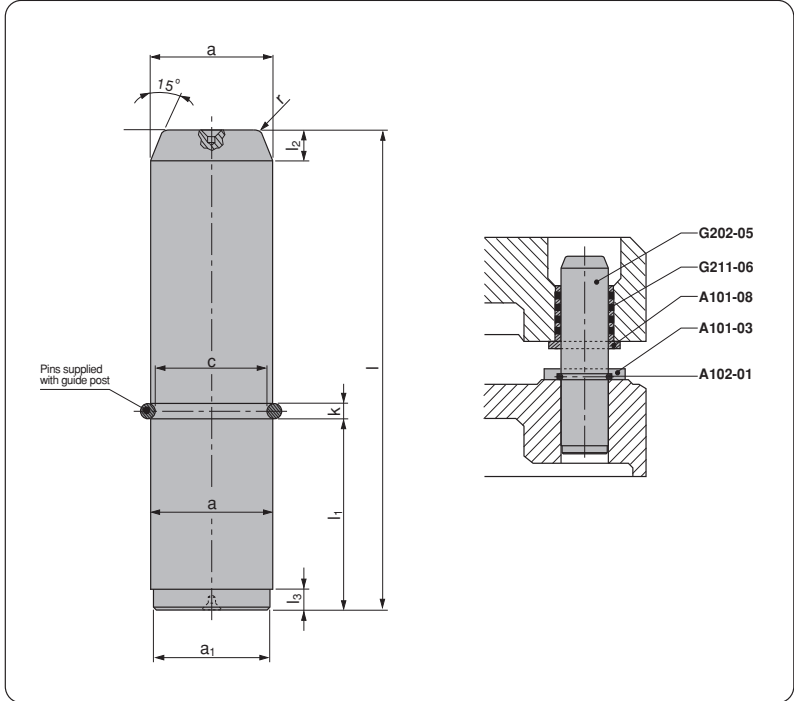
**Order Example:**

d<sub>1</sub>=80 and l=315

Order Code:G202-03-080-315



Material :  
Hardened Steel  
HRC 60 ÷ 64



**GSB CODE:G202-05**

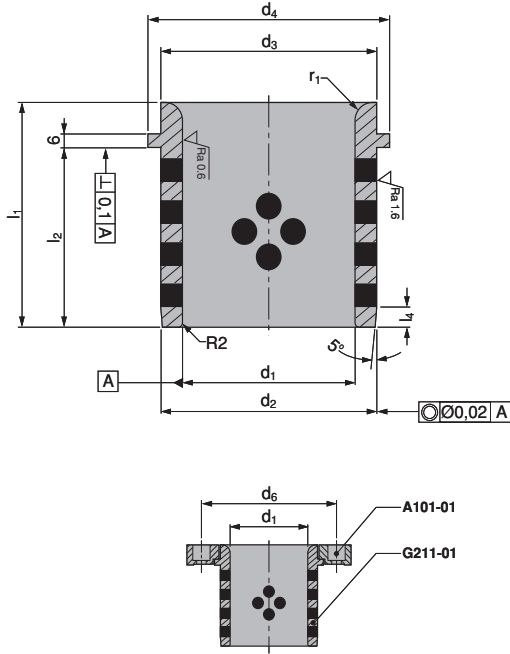
a	a <sub>1</sub>	l <sub>1</sub>												l <sub>1</sub>	l <sub>2</sub>	l <sub>3</sub>	c	k	r		
h5	d8																				
25	25	100	125	140	160	180	200	224	-	-	-	-	-	-	25	8	8	22.3	2.7	2	
32	32	-	125	140	140	180	200	224	250	-	-	-	-	-	32	10	12	27.8	4.2	2	
40	40	-	-	-	-	180	200	224	250	280	315	-	-	-	63	12	12	35.8	4.2	2	
50	50	-	-	-	-	-	200	224	250	280	315	355	400	-	80	16	12	45.8	4.2	2,5	
63	63	-	-	-	-	-	-	-	250	280	315	355	400	450	500	100	16	18	56.8	6.2	2,5
80	80	-	-	-	-	-	-	-	-	-	315	355	400	450	500	125	16	18	73.8	6.2	3
100	100	-	-	-	-	-	-	-	-	-	-	355	400	450	500	160	16	18	93.8	6.2	3

**Order Example:**

a=80 and l<sub>1</sub>=315

Order Code:G202-05-080-315





Material :  
Bronze with Non-Liquid Lubricant  
HB ≥ 190

Direction of Motion



**GSB CODE:G211-01**

Code	d <sub>1</sub> H7	d <sub>2</sub> g <sub>6</sub>	d <sub>3</sub> -0.25	d <sub>4</sub> -0.8	d <sub>6</sub> ±0.3	l <sub>1</sub> -0.5	l <sub>2</sub>	l <sub>4</sub>	r <sub>1</sub>
G211-01-025-040	25	32	32	40	75	40	30	4	3
G211-01-032-050	32	40	40	50	83	50	40	4	3
G211-01-040-063	40	50	50	63	93	63	50	5	3
G211-01-050-071	50	63	63	71	106	71	56	6	5
G211-01-063-080	63	80	80	90	123	80	63	8	6
G211-01-080-100	80	100	100	112	143	100	80	10	8
G211-01-100-125	100	125	125	140	168	125	106	12	10
G211-01-125-160	125	160	160	180	203	160	132	12	12

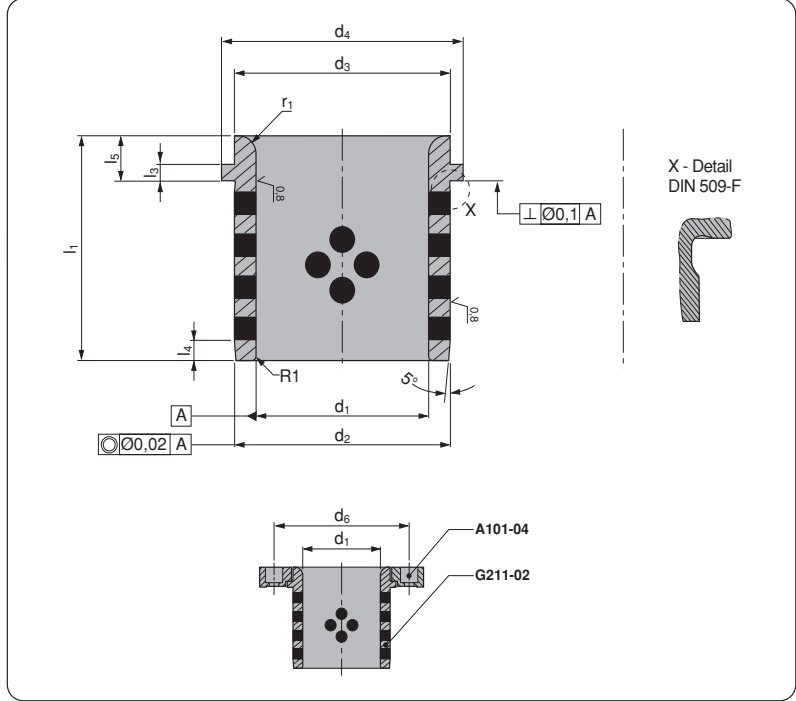
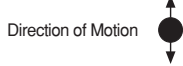
**Order Example:**

d<sub>1</sub>=80 and l<sub>1</sub>=100

Order Code:G211-01-080-100



Material :  
Bronze with Non-Liquid Lubricant  
HB ≥ 190



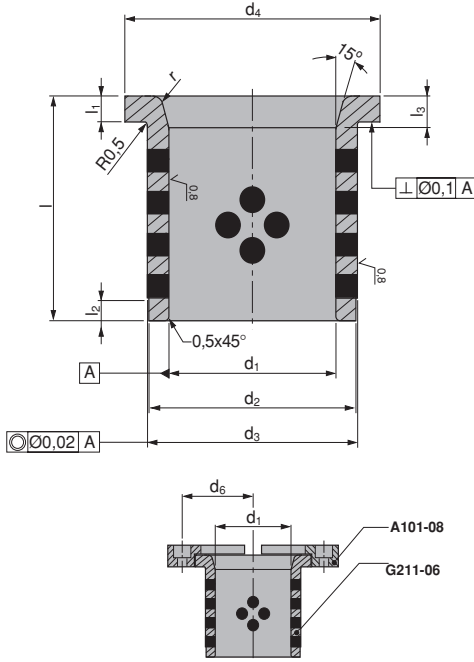
**GSB CODE:G211-02**

Code	d <sub>1</sub>	d <sub>2</sub>	d <sub>3</sub>	d <sub>4</sub>	d <sub>6</sub>	l <sub>1</sub>	l <sub>3</sub>	l <sub>4</sub>	l <sub>5</sub>	r <sub>1</sub>
G211-02-025-040	H7	h6	-0.25	-0.8	±0.3	-0.5 / -1	±0.1	±1	-0.5	
G211-02-032-050	25	32	32	40	58	40	6,3	3	10	3
G211-02-040-063	32	40	40	50	66	50	6,3	4	12	3
G211-02-040-063	40	50	50	63	79	63	6,3	5	15	3
G211-02-050-071	50	63	63	71	89	71	6,3	6,3	17	5
G211-02-063-080	63	80	80	90	123	80	10	8	19	6
G211-02-080-100	80	100	100	112	143	100	10	10	22	8
G211-02-100-125	100	125	125	140	168	125	10	12,5	21	10
G211-02-125-160	125	160	160	180	203	160	10	16	30	12
G211-02-160-200	160	200	200	220	243	200	10	16	32	18

**Order Example:**

d<sub>1</sub>=80 and l<sub>1</sub>=100

Order Code:G211-02-080-100



Material :  
Bronze with Non-Liquid Lubricant  
HB ≥ 190

Direction of Motion



**GSB CODE:G211-06**

Code	d <sub>1</sub> G7	d <sub>2</sub> d8	d <sub>3</sub> m6	d <sub>4</sub>	d <sub>6</sub>	l -0,2 / -0,5	l <sub>1</sub> -0,05	l <sub>2</sub>	l <sub>3</sub>	r <sub>1</sub>
G211-06-020-032	20	28	32	32	16	32	4	3	-	2
G211-06-025-040	25	35	40	40	20	40	5	5	-	2
G211-06-032-050	32	44	50	50	25	50	6	5	-	3
G211-06-040-063	40	52	60	60	38,5	63	8	8	-	3
G211-06-050-080	50	63	71	71	46	80	10	8	8	3
G211-06-063-100	63	80	90	90	55	100	12	10	10	3
G211-06-080-125	80	100	112	112	70	125	16	10	10	4
G211-06-100-160	100	125	140	140	81	160	20	10	10	4

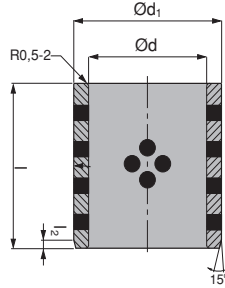
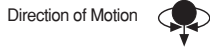
**Order Example:**

d<sub>1</sub>=80 and l<sub>1</sub>=125

Order Code:G211-06-080-125



Material :  
Bronze with Non-Liquid Lubricant  
HB ≥ 190



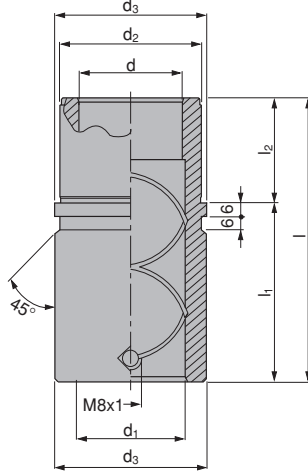
**GSB CODE:G212-01**

d	d <sub>1</sub>	l												l <sub>2</sub>				
F7	m6	-0,1 / -0,3																
8	12	8	10	12	15	-	-	-	-	-	-	-	-	-	-	-	2	
10	14	-	10	12	15	-	20	-	-	-	-	-	-	-	-	-	2	
12	18	-	10	12	-	16	20	25	30	-	-	-	-	-	-	-	2	
16	22	-	-	12	-	16	20	25	30	35	40	-	-	-	-	-	2	
18	24	-	-	-	-	-	20	25	30	35	40	-	-	-	-	-	2	
20	28	-	-	-	-	-	20	25	30	35	40	-	-	-	-	-	2	
20	30	-	-	-	-	16	20	25	30	35	40	-	-	-	-	-	2	
25	33	-	-	-	-	-	20	25	30	35	40	50	-	-	-	-	2	
25	35	-	-	-	-	-	20	25	30	35	40	50	-	-	-	-	2	
30	38	-	-	-	-	-	-	25	30	35	40	50	60	-	-	-	2	
30	40	-	-	-	-	-	20	-	30	35	40	50	60	-	-	-	2	
35	44	-	-	-	-	-	-	-	-	-	40	50	-	-	-	-	2	
35	45	-	-	-	-	-	-	-	30	-	40	50	60	-	-	-	2	
40	50	-	-	-	-	-	-	25	30	35	40	50	60	-	-	-	2	
40	55	-	-	-	-	-	-	-	-	-	-	50	60	-	-	-	2	
50	60	-	-	-	-	-	-	-	-	-	-	50	60	70	-	-	2	
50	62	-	-	-	-	-	-	-	-	-	-	-	60	70	-	-	2	
50	65	-	-	-	-	-	-	-	-	-	-	50	-	70	-	-	2	
60	75	-	-	-	-	-	-	-	-	-	-	50	60	-	80	-	2	
70	85	-	-	-	-	-	-	-	-	-	-	-	60	70	80	100	2	
80	96	-	-	-	-	-	-	-	-	-	-	-	60	-	-	100	2	
80	100	-	-	-	-	-	-	-	-	-	-	-	60	-	-	100	120	2
100	120	-	-	-	-	-	-	-	-	-	-	-	-	-	-	-	120	2
110	130	-	-	-	-	-	-	-	-	-	-	-	-	-	80	-	120	2
130	150	-	-	-	-	-	-	-	-	-	-	-	-	-	-	100	-	4

**Order Example:**

d= 25, d<sub>1</sub>= 33 and l<sub>1</sub>= 50

Order Code:G212-01-025033050



Material :  
16MnCr5  
HRC 58 ÷ 62

**GSB CODE:G213-01**

Code	d -1	d <sub>1</sub> G6	d <sub>2</sub> j6	d <sub>3</sub>	l	l <sub>1</sub>	l <sub>2</sub>
G213-01-020-070	20	20	28	34	70	47	23
G213-01-025-080	25	25	34	39	80	57	23
G213-01-030-090	30	30	39	44	90	53	37
G213-01-040-100	40	40	50	54	100	63	37
G213-01-050-120	50	50	60	64	120	73	47

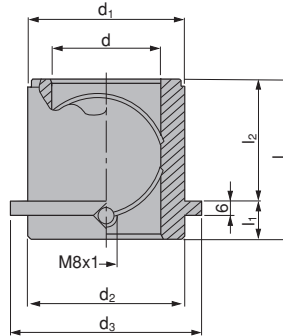
**Order Example:**

d<sub>1</sub>=20 and l=70

Order Code:G213-01-020-070



Material :  
16MnCr5  
HRC 58 ÷ 62



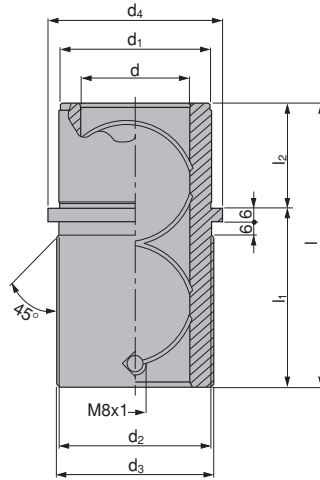
**GSB CODE:G213-02**

Code	d G6	d <sub>1</sub> j6	d <sub>2</sub>	d <sub>3</sub>	l	l <sub>1</sub>	l <sub>2</sub>
G213-02-020-036	20	28	28	34	36	13	23
G213-02-025-036	25	34	34	39	36	13	23
G213-02-030-050	30	39	39	44	50	13	37
G213-02-040-050	40	50	50	54	50	13	37
G213-02-050-060	50	60	60	64	60	13	47

**Order Example:**

d=20 and l=36

Order Code:G213-02-020-036



Material :  
16MnCr5  
HRC 58 ÷ 62

**GSB CODE:G213-03**

Code	d H5	d <sub>1</sub> j6	d <sub>2</sub>	d <sub>3</sub>	d <sub>4</sub>	l	l <sub>1</sub>	l <sub>2</sub>
G213-03-019-043	19	32	32	39	40	43	20	23
G213-03-019-059	19	32	32	39	40	59	36	23
G213-03-020-043	20	32	32	39	40	43	20	23
G213-03-020-059	20	32	32	39	40	59	36	23
G213-03-024-059	24	40	40	46	48	59	36	23
G213-03-024-079	24	40	40	46	48	79	56	23
G213-03-025-059	25	40	40	46	48	59	36	23
G213-03-025-079	25	40	40	46	48	79	56	23
G213-03-030-075	30	48	48	53	56	75	45	30
G213-03-030-093	30	48	48	53	56	93	63	30
G213-03-032-075	32	48	48	53	56	75	45	30
G213-03-032-093	32	48	48	53	56	93	63	30
G213-03-038-082	38	58	58	63	66	82	45	37
G213-03-038-108	38	58	58	63	66	108	71	37
G213-03-040-082	40	58	58	63	66	82	45	37
G213-03-040-108	40	58	58	63	66	108	71	37
G213-03-048-097	48	70	70	77	80	97	50	47
G213-03-048-127	48	70	70	77	80	127	80	47
G213-03-050-097	50	70	70	77	80	97	50	47
G213-03-050-127	50	70	70	77	80	127	80	47
G213-03-060-116	60	85	85	92	95	116	56	60
G213-03-060-150	60	85	85	92	95	150	90	60
G213-03-063-116	63	85	85	92	95	116	56	60
G213-03-063-150	63	85	85	92	95	150	90	60
G213-03-080-120	80	105	105	115	118	120	60	60
G213-03-080-150	80	105	105	115	118	150	90	60

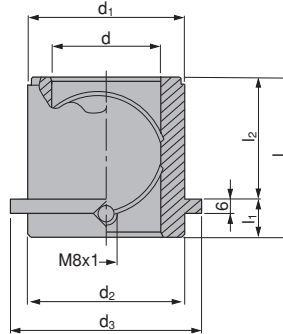
**Order Example:**

d=30 and l=75

Order Code: **G213-03-030-075**



Material :  
16MnCr5  
HRC 58 ÷ 62



**GSB CODE:G213-04**

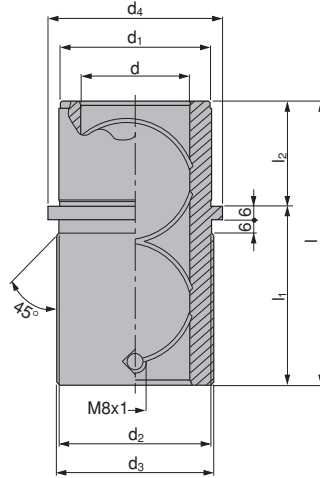
Code	d H5	d <sub>1</sub> j6	d <sub>2</sub>	d <sub>3</sub>	l	l <sub>1</sub>	l <sub>2</sub>
G213-04-019-035	19	32	32	40	35	12	23
G213-04-020-035	20	32	32	40	35	12	23
G213-04-024-035	24	40	40	48	35	12	23
G213-04-025-035	25	40	40	48	35	12	23
G213-04-030-042	30	48	48	56	42	12	30
G213-04-032-042	32	48	48	56	42	12	30
G213-04-038-052	38	58	58	66	52	15	37
G213-04-040-052	40	58	58	66	52	15	37
G213-04-048-065	48	70	70	80	65	18	47
G213-04-050-065	50	70	70	80	65	18	47
G213-04-060-080	60	85	85	95	80	20	60
G213-04-063-080	63	85	85	95	80	20	60
G213-04-080-080	80	105	105	118	80	20	60

**Order Example:**

d=20 and l=35

Order Code:G213-04-020-035





Material :  
16MnCr5  
HRC 58 ÷ 62  
Bronze HB ≥ 190

**GSB CODE:G217-01**

Code	d H5	d <sub>1</sub> j6	d <sub>2</sub>	d <sub>3</sub>	d <sub>4</sub>	l	l <sub>1</sub>	l <sub>2</sub>
G217-01-019-043	19	32	32	39	40	43	20	23
G217-01-019-059	19	32	32	39	40	59	36	23
G217-01-020-043	20	32	32	39	40	43	20	23
G217-01-020-059	20	32	32	39	40	59	36	23
G217-01-024-059	24	40	40	46	48	59	36	23
G217-01-024-079	24	40	40	46	48	79	56	23
G217-01-025-059	25	40	40	46	48	59	36	23
G217-01-025-079	25	40	40	46	48	79	56	23
G217-01-030-075	30	48	48	53	56	75	45	30
G217-01-030-093	30	48	48	53	56	93	63	30
G217-01-032-075	32	48	48	53	56	75	45	30
G217-01-032-093	32	48	48	53	56	93	63	30
G217-01-038-082	38	58	58	63	66	82	45	37
G217-01-038-108	38	58	58	63	66	108	71	37
G217-01-040-082	40	58	58	63	66	82	45	37
G217-01-040-108	40	58	58	63	66	108	71	37
G217-01-048-097	48	70	70	77	80	97	50	47
G217-01-048-127	48	70	70	77	80	127	80	47
G217-01-050-097	50	70	70	77	80	97	50	47
G217-01-050-127	50	70	70	77	80	127	80	47
G217-01-060-116	60	85	85	92	95	116	56	60
G217-01-060-150	60	85	85	92	95	150	90	60
G217-01-063-116	63	85	85	92	95	116	56	60
G217-01-063-150	63	85	85	92	95	150	90	60
G217-01-080-120	80	105	105	115	118	120	60	60
G217-01-080-150	80	105	105	115	118	150	90	60

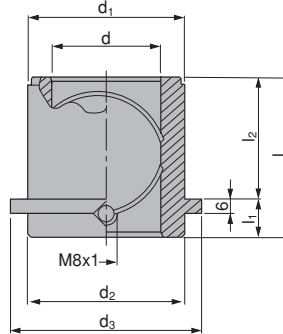
**Order Example:**

d=23 and l=75

Order Code: **G217-01-030-075**



Material :  
16MnCr5  
HRC 58 ÷ 62  
Bronze HB ≥ 190



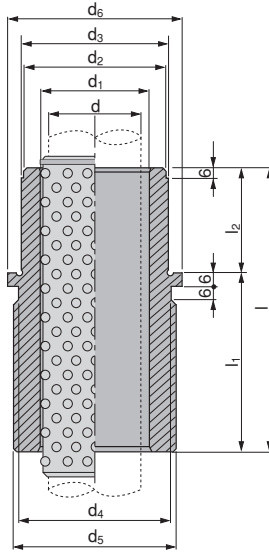
**GSB CODE:G217-02**

Code	d H5	d <sub>1</sub> j6	d <sub>2</sub>	d <sub>3</sub>	l	l <sub>1</sub>	l <sub>2</sub>
G217-02-019-035	19	32	32	40	35	12	23
G217-02-020-035	20	32	32	40	35	12	23
G217-02-024-035	24	40	40	48	35	12	23
G217-02-025-035	25	40	40	48	35	12	23
G217-02-030-042	30	48	48	56	42	12	30
G217-02-032-042	32	48	48	56	42	12	30
G217-02-038-052	38	58	58	66	52	15	37
G217-02-040-052	40	58	58	66	52	15	37
G217-02-048-065	48	70	70	80	65	18	47
G217-02-050-065	50	70	70	80	65	18	47
G217-02-060-080	60	85	85	95	80	20	60
G217-02-063-080	63	85	85	95	80	20	60
G217-02-080-080	80	105	105	118	80	20	60

**Order Example:**

d=20 and l=35

Order Code:G217-02-020-035



Material :  
16MnCr5  
HRC 58 ± 62

GSB CODE:G215-01

Code	d	d <sub>1</sub> H4	d <sub>2</sub> f7	d <sub>3</sub> j6	d <sub>4</sub>	d <sub>5</sub> ±0.2	d <sub>6</sub>	l -0.2	l <sub>1</sub>	l <sub>2</sub> -0.2
G215-01-019-043	19	25	32	32	32	39	40	43	20	23
G215-01-019-059	19	25	32	32	32	39	40	59	36	23
G215-01-020-043	20	26	32	32	32	39	40	43	20	23
G215-01-020-059	20	26	32	32	32	39	40	59	36	23
G215-01-024-059	24	30	40	40	40	46	48	59	36	23
G215-01-024-079	24	30	40	40	40	46	48	79	56	23
G215-01-025-059	25	31	40	40	40	46	48	59	36	23
G215-01-025-079	25	31	40	40	40	46	48	79	56	23
G215-01-030-075	30	38	48	48	48	53	56	75	45	30
G215-01-030-093	30	38	48	48	48	53	56	93	63	30
G215-01-032-075	32	40	48	48	48	53	56	75	45	30
G215-01-032-093	32	40	48	48	48	53	56	93	63	30
G215-01-038-082	38	46	58	58	58	63	66	82	45	37
G215-01-038-108	38	46	58	58	58	63	66	108	71	37
G215-01-040-082	40	48	58	58	58	63	66	82	45	37
G215-01-040-108	40	48	58	58	58	63	66	108	71	37
G215-01-048-097	48	56	70	70	70	77	80	97	50	47
G215-01-048-127	48	56	70	70	70	77	80	127	80	47
G215-01-050-097	50	58	70	70	70	77	80	97	50	47
G215-01-050-127	50	58	70	70	70	77	80	127	80	47
G215-01-060-116	60	68	85	85	85	92	95	116	56	60
G215-01-060-150	60	68	85	85	85	92	95	150	90	60
G215-01-063-116	63	71	85	85	85	92	95	116	56	60
G215-01-063-150	63	71	85	85	85	92	95	150	90	60
G215-01-080-120	80	92	105	105	105	115	118	120	60	60
G215-01-080-150	80	92	105	105	105	115	118	150	90	60

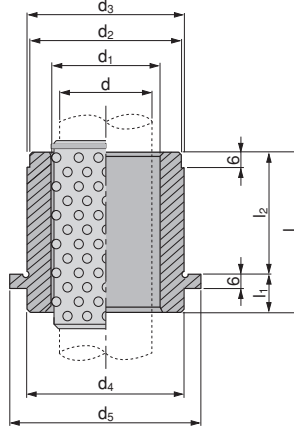
Order Example:

d=23 and l=75

Order Code:G217-01-030-075



Material :  
16MnCr5  
HRC 58 ÷ 62



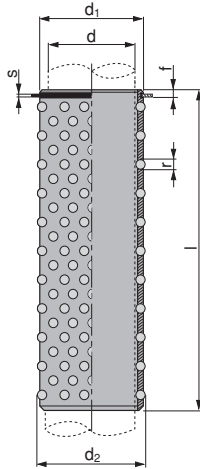
**GSB CODE:G215-02**

Code	d	d <sub>1</sub> H4	d <sub>2</sub> f7	d <sub>3</sub> j6	d <sub>4</sub>	d <sub>5</sub> ±0,2	l -0,2	l <sub>1</sub>	l <sub>2</sub> -0,2
G215-02-019-035	19	25	32	32	32	40	35	12	23
G215-02-020-035	20	26	32	32	32	40	35	12	23
G215-02-024-035	24	30	40	40	40	48	35	12	23
G215-02-025-035	25	31	40	40	40	48	35	12	23
G215-02-030-042	30	38	48	48	48	56	42	12	30
G215-02-032-042	32	40	48	48	48	56	42	12	30
G215-02-038-052	38	46	58	58	58	66	52	15	37
G215-02-040-052	40	48	58	58	58	66	52	15	37
G215-02-048-065	48	56	70	70	70	80	65	18	47
G215-02-050-065	50	58	70	70	70	80	65	18	47
G215-02-060-080	60	68	85	85	85	95	80	20	60
G215-02-063-080	63	71	85	85	85	95	80	20	60
G215-02-080-080	80	92	105	105	105	118	80	20	60

**Order Example:**

d=20 and l=35

Order Code:G215-02-020-035



Material :  
Bushes : SnBz10  
Ball : 100Cr6


**GSB CODE:G216-01**

d	d <sub>1</sub>	d <sub>2</sub>	f												r	s	
19	24	25	2,9	45	56	71	80	95	-	-	-	-	-	-	3	1,2	
20	25	26	2,9	45	56	71	80	95	-	-	-	-	-	-	3	1,2	
24	29	30	3,2	45	56	71	80	95	105	120	140	-	-	-	3	1,5	
25	30	31	3,2	45	56	71	80	95	105	120	140	-	-	-	3	1,5	
30	37	38	3,95	45	56	71	80	95	105	120	140	-	-	-	4	1,75	
32	39	40	3,95	45	56	71	80	95	105	120	140	-	-	-	4	1,75	
38	45	46	3,95	-	56	71	80	95	105	120	140	160	-	-	4	1,75	
40	47	48	3,95	-	56	71	80	95	105	120	140	160	-	-	4	1,75	
48	55	56	4,25	-	-	71	80	95	105	120	140	160	-	-	4	2	
50	57	58	4,25	-	-	71	80	95	105	120	140	160	-	-	4	2	
60	67	70	4,75	-	-	-	80	95	105	120	140	160	180	200	240	4	2,5
63	70	73	4,75	-	-	-	80	95	105	120	140	160	180	200	240	4	2,5
80	90	92	6,15	-	-	-	-	-	-	120	140	160	180	200	240	6	3

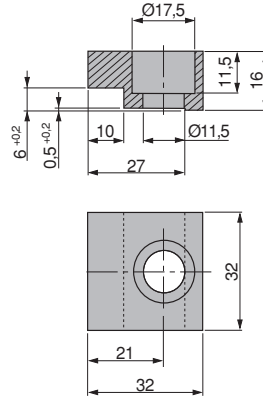
**Order Example:**

d=63 and l=120

Order Code:G216-01-063-120



Material :  
CK45



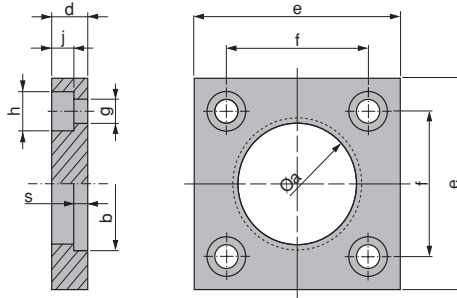
**GSB CODE:**A101-01

Code

A101-01-032-032


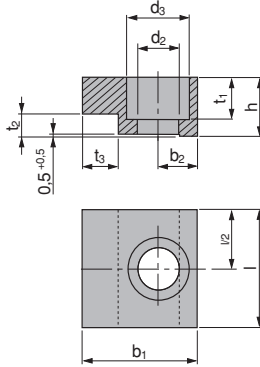


Material :  
CK45



**GSB CODE:**A101-03

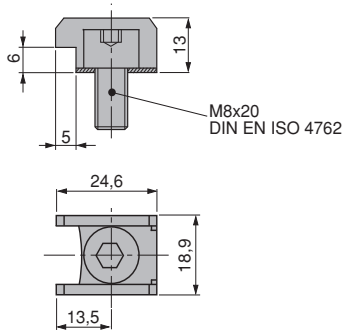
Code	a	b	d	e	f	g	h	j	s
A101-03-025	25	28	10	45	31	7	11	7	2,7
A101-03-032	32	37	10	56	36	7	11	7	4,2
A101-03-040	40	45	12	70	50	7	11	7	4,2
A101-03-050	50	55	14	80	55	9	16	9	4,2
A101-03-063	63	70	18	100	70	11	18	11	6,2
A101-03-080	80	87	20	110	80	14	22	14	6,2
A101-03-100	100	107	20	140	100	14	22	14	6,2



Material :  
CK45

**GSB CODE:A101-04**

Code	b <sub>1</sub>	b <sub>2</sub>	d <sub>2</sub> +0,2	d <sub>3</sub> +0,2	h	l	t <sub>1</sub> +0,2	t <sub>2</sub> -0,3	t <sub>3</sub> +0,2	Bushes Size
A101-04-020-020	20	7,5	7	11	10	20	7	6,3	5	Ø25-Ø50
A101-04-032-032	32	11	11,5	17,5	16	32	11,5	10	10	Ø63-Ø160



Material :  
CK45

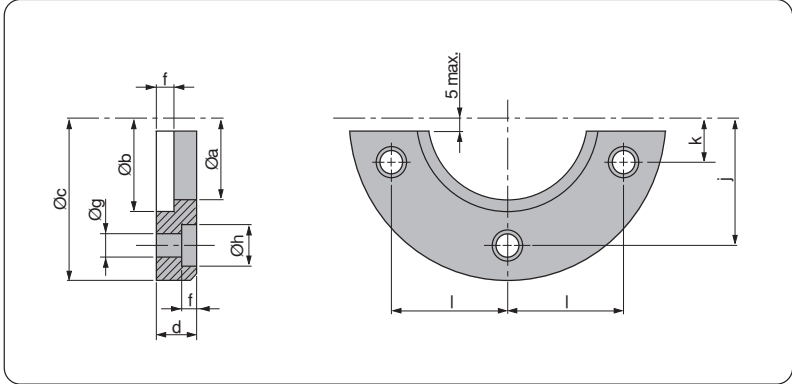
**GSB CODE:A101-05**

Code

A101-05-189-246




Material :  
CK45

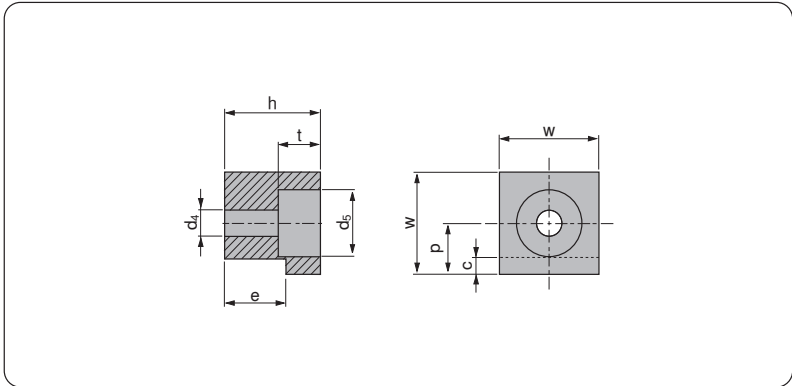


**GSB CODE:A101-08**

Code	a	b	c	d	e	f	g	h	j	k	l	Bushes Size
A101-08-025-020	32	41	72	10	5	7	6,6	12	-	20	20	25
A101-08-032-021	40	51	80	12	6	7	6,6	12	-	21	25	32
A101-08-040-014	50	61	100	12	8	7	6,6	12	41	14	38,5	40
A101-08-050-017	63	72	125	16	10	9	9	16	49	17	46	50
A101-08-063-017	80	91	140	20	12	11	11	18	57,5	17	55	63
A101-08-080-020	100	113	180	25	16	13	14	22	72	20	70	80
A101-08-100-025	125	141	200	32	20	13	14	22	85	25	81	100



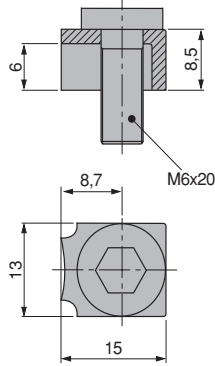
Material :  
CK45



**GSB CODE:A101-09**

Code	p	w	h	e	c	t	d <sub>4</sub>	d <sub>5</sub>
A101-09-040-018	9,5	18	12	8	3	7	6,6	11
A101-09-050-022	12	22	16	10	4	9	9	15
A101-09-063-026	15	26	20	12	5	11	11	18
A101-09-080-026	15	26	25	16	5	11	11	18
A101-09-100-026	15	26	32	20	5	11	11	18




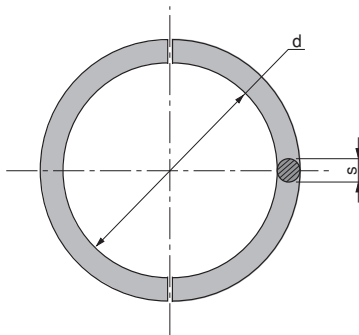


Material :  
St 37

**GSB CODE:A101-10**

Code

A101-10-013-015


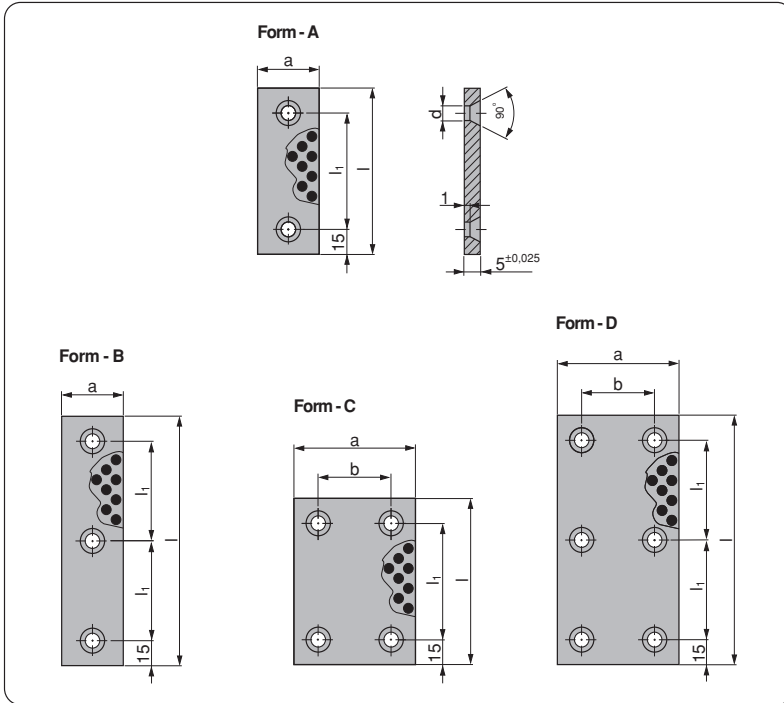


Material :  
CK45

**GSB CODE:A102-01**

Code	d	s h10	Guide Post Size
A102-01-025	22,5	2,5	Ø25
A102-01-032	28	4	Ø32
A102-01-040	36	4	Ø40
A102-01-050	46	4	Ø50
A102-01-063	57	6	Ø63
A102-01-080	74	6	Ø80
A102-01-100	94	6	Ø100






Material :  
Bronze with Non-Liquid Lubricant  
HB ≥ 190



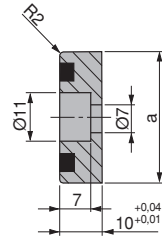
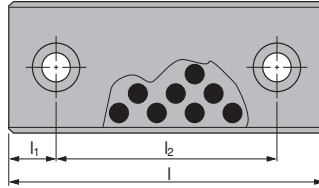
**GSB CODE:P605-01**

Code	Form	a	b	d	l	l <sub>1</sub>
P605-01-018-050	A	18	-	6,5	50	20
P605-01-018-075	A	18	-	6,5	75	45
P605-01-018-100	A	18	-	6,5	100	70
P605-01-018-150	B	18	-	6,5	150	60
P605-01-028-050	A	28	-	9	50	20
P605-01-028-075	A	28	-	9	75	45
P605-01-028-100	A	28	-	9	100	70
P605-01-028-150	B	28	-	9	150	60
P605-01-038-050	A	38	-	9	50	20
P605-01-038-075	A	38	-	9	75	45
P605-01-038-100	A	38	-	9	100	70
P605-01-038-150	B	38	-	9	150	60
P605-01-048-075	A	48	-	9	75	45
P605-01-048-100	A	48	-	9	100	70
P605-01-048-125	A	48	-	9	125	95
P605-01-048-150	B	48	-	9	150	60
P605-01-075-075	C	75	45	9	75	45
P605-01-075-100	C	75	45	9	100	70
P605-01-075-125	C	75	45	9	125	95
P605-01-075-150	D	75	45	9	150	60
P605-01-100-100	C	100	70	9	100	70
P605-01-100-125	C	100	70	9	125	95
P605-01-100-150	D	100	70	9	150	60



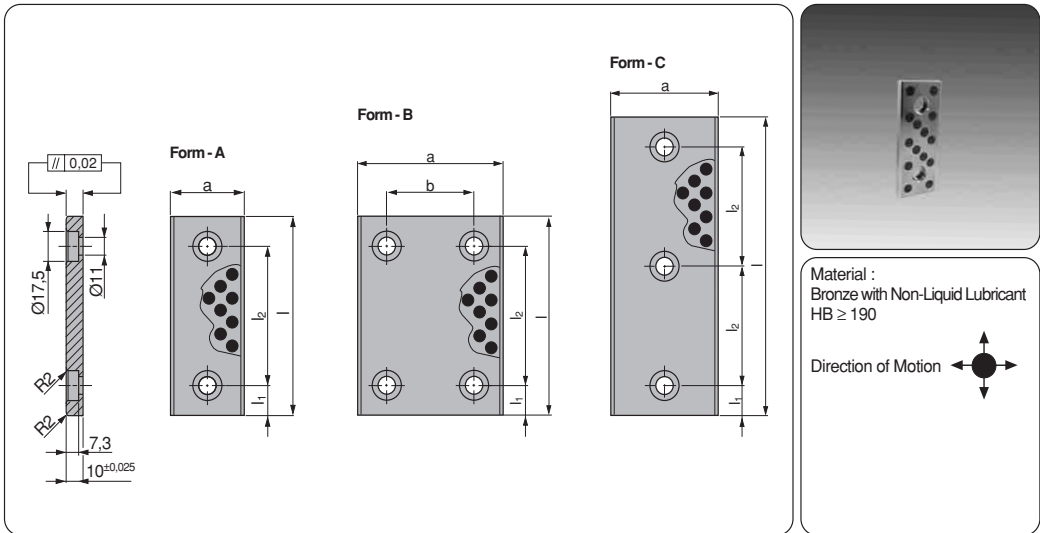
Material :  
Bronze with Non-Liquid Lubricant  
HB ≥ 190

Direction of Motion




**GSB CODE:G220-01**

Code	a	l	l <sub>1</sub>	l <sub>2</sub>
G220-01-018-075	18	75	15	45
G220-01-018-100	18	100	25	50
G220-01-018-125	18	125	25	75
G220-01-018-150	18	150	25	100
G220-01-028-075	28	75	15	45
G220-01-028-100	28	100	25	50
G220-01-028-125	28	125	25	75
G220-01-028-150	28	150	25	100
G220-01-038-075	38	75	15	45
G220-01-038-100	38	100	25	50
G220-01-038-125	38	125	25	75
G220-01-038-150	38	150	25	100
G220-01-048-075	48	75	15	45
G220-01-048-100	48	100	25	50
G220-01-048-125	48	125	25	75
G220-01-048-150	48	150	25	100

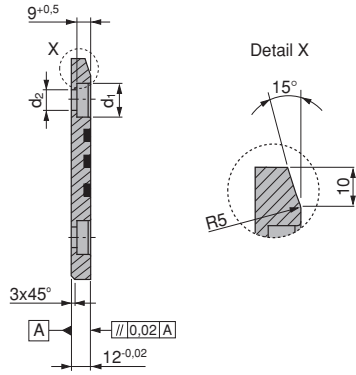
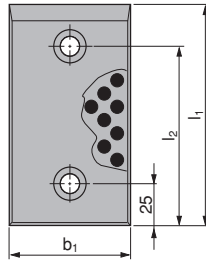
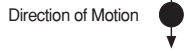


**GSB CODE:G220-03**

Code	Form	a	b	l	l <sub>1</sub>	l <sub>2</sub>
G220-03-028-075	A	28	-	75	15	45
G220-03-028-100	A	28	-	100	25	50
G220-03-028-125	A	28	-	125	25	75
G220-03-028-150	A	28	-	150	25	100
G220-03-038-075	A	38	-	75	15	45
G220-03-038-100	A	38	-	100	25	50
G220-03-038-125	A	38	-	125	25	75
G220-03-038-150	A	38	-	150	25	100
G220-03-048-075	A	48	-	75	15	45
G220-03-048-100	A	48	-	100	25	50
G220-03-048-125	A	48	-	125	25	75
G220-03-048-150	A	48	-	150	25	100
G220-03-048-200	A	48	-	200	50	100
G220-03-058-075	A	58	-	75	15	45
G220-03-058-100	A	58	-	100	25	50
G220-03-058-125	A	58	-	125	25	75
G220-03-058-150	A	58	-	150	25	100
G220-03-058-200	A	58	-	200	50	100
G220-03-075-075	A	75	-	75	15	45
G220-03-075-100	A	75	-	100	25	50
G220-03-075-125	A	75	-	125	25	75
G220-03-075-150	A	75	-	150	25	100
G220-03-075-200	C	75	-	200	25	75
G220-03-100-100	B	100	50	100	25	50
G220-03-100-125	B	100	50	125	25	75
G220-03-100-150	B	100	50	150	25	100
G220-03-100-200	B	100	50	200	25	150
G220-03-100-250	B	100	50	250	25	200
G220-03-125-150	B	125	50	150	25	100
G220-03-125-200	B	125	50	200	25	150
G220-03-125-250	B	125	50	250	25	200
G220-03-150-150	B	150	100	150	25	100
G220-03-150-200	B	150	100	200	25	150


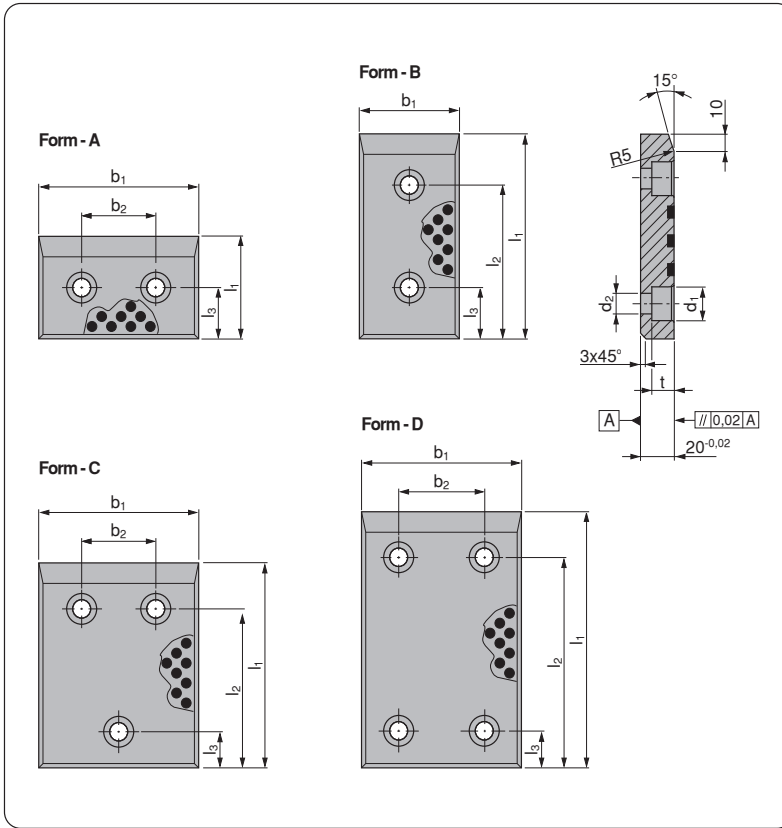


Material :  
Bronze with Non-Liquid Lubricant  
HB ≥ 190



**GSB CODE:G222-01**

Code	b <sub>1</sub>	d <sub>1</sub> H13	d <sub>2</sub> H13	l <sub>1</sub> ±0,2	l <sub>2</sub> ±0,2
G222-01-030-080	30	15	9	80	55
G222-01-030-100	30	15	9	100	75
G222-01-030-125	30	15	9	125	100
G222-01-030-160	30	15	9	160	135
G222-01-030-200	30	15	9	200	175
G222-01-040-080	40	15	9	80	55
G222-01-040-100	40	15	9	100	75
G222-01-040-125	40	15	9	125	100
G222-01-040-160	40	15	9	160	135
G222-01-040-200	40	15	9	200	175
G222-01-050-080	50	15	9	80	55
G222-01-050-100	50	15	9	100	75
G222-01-050-125	50	15	9	125	100
G222-01-050-160	50	15	9	160	135
G222-01-050-200	50	15	9	200	175
G222-01-060-080	60	15	9	80	55
G222-01-060-100	60	15	9	100	75
G222-01-060-125	60	15	9	125	100
G222-01-060-160	60	15	9	160	135
G222-01-060-200	60	15	9	200	175
G222-01-080-080	80	15	9	80	55
G222-01-080-100	80	15	9	100	75
G222-01-080-125	80	15	9	125	100
G222-01-080-160	80	15	9	160	135
G222-01-080-200	80	15	9	200	175



Material :  
Bronze with Non-Liquid Lubricant  
HB 190

Direction of Motion

**GSB CODE:G224-01**

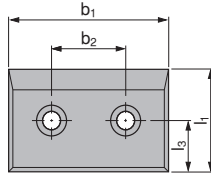
Code	Form	b <sub>1</sub>	b <sub>2</sub>	d <sub>1</sub>	d <sub>2</sub>	l <sub>1</sub>	l <sub>2</sub>	l <sub>3</sub>	t
				±0,2	H13	H13	±0,2	±0,2	±0,2
G224-01-050-080	B	50	-	15	9	80	55	25	9
G224-01-050-100	B	50	-	20	13,5	100	75	25	13
G224-01-050-125	B	50	-	20	13,5	125	100	25	13
G224-01-050-160	B	50	-	20	13,5	160	135	25	13
G224-01-050-200	B	50	-	20	13,5	200	175	25	13
G224-01-080-050	A	80	30	15	9	50	-	25	9
G224-01-080-080	B	80	-	20	13,5	80	55	25	13
G224-01-080-100	B	80	-	20	13,5	100	75	25	13
G224-01-080-125	B	80	-	20	13,5	125	100	25	13
G224-01-080-160	B	80	-	20	13,5	160	135	25	13
G224-01-080-200	B	80	-	20	13,5	200	175	25	13
G224-01-080-250	B	80	-	20	13,5	250	210	40	13
G224-01-080-315	B	80	-	20	13,5	315	275	40	13
G224-01-100-050	A	100	50	20	13,5	50	-	25	13
G224-01-100-080	A	100	50	20	13,5	80	-	40	13
G224-01-100-100	B	100	-	20	13,5	100	75	25	13
G224-01-100-125	B	100	-	20	13,5	125	100	25	13
G224-01-100-160	B	100	-	20	13,5	160	135	25	13
G224-01-100-200	B	100	-	20	13,5	200	175	25	13
G224-01-100-250	B	100	-	20	13,5	250	210	40	13
G224-01-100-315	B	100	-	20	13,5	315	275	40	13

Code	Form	b <sub>1</sub>	b <sub>2</sub>	d <sub>1</sub>	d <sub>2</sub>	l <sub>1</sub>	l <sub>2</sub>	l <sub>3</sub>	t
				±0,2	H13	H13	±0,2	±0,2	±0,2
G224-01-125-050	A	125	75	20	13,5	50	-	25	13
G224-01-125-080	A	125	75	20	13,5	80	-	40	13
G224-01-125-100	C	125	75	20	13,5	100	75	25	13
G224-01-125-125	C	125	75	20	13,5	125	100	25	13
G224-01-125-160	C	125	75	20	13,5	160	135	25	13
G224-01-125-200	C	125	75	20	13,5	200	175	25	13
G224-01-125-250	C	125	75	20	13,5	250	210	40	13
G224-01-125-315	C	125	75	20	13,5	315	275	40	13
G224-01-160-050	A	160	110	20	13,5	50	-	25	13
G224-01-160-080	A	160	110	20	13,5	80	-	40	13
G224-01-160-100	C	160	110	20	13,5	100	75	25	13
G224-01-160-125	C	160	110	20	13,5	125	100	25	13
G224-01-160-160	C	160	110	20	13,5	160	135	25	13
G224-01-160-200	C	160	110	20	13,5	200	175	25	13
G224-01-160-250	D	160	110	20	13,5	250	210	40	13
G224-01-160-315	D	160	110	20	13,5	315	275	40	13
G224-01-160-2501	C	160	110	20	13,5	250	210	40	13
G224-01-160-3151	C	160	110	20	13,5	315	275	40	13

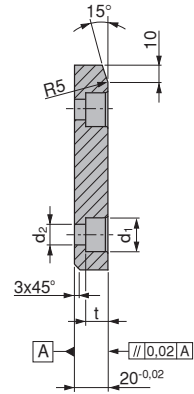
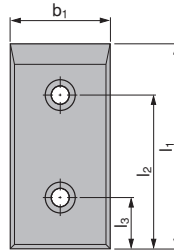


Material :  
16MnCr5  
HRC 60 ÷ 64

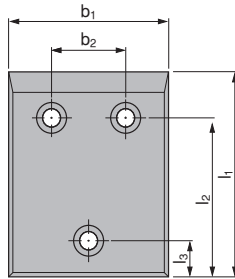
**Form - A**



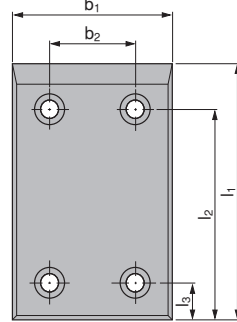
**Form - B**



**Form - C**



**Form - D**

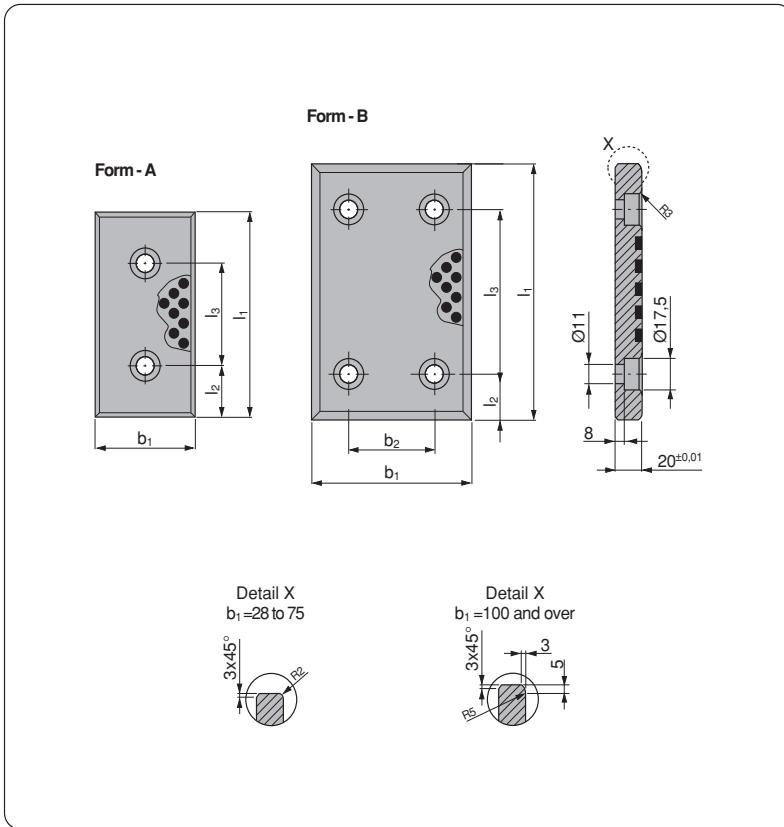


**GSB CODE:G225-01**

Code	Form	b <sub>1</sub>	b <sub>2</sub>	d <sub>1</sub>	d <sub>2</sub>	l <sub>1</sub>	l <sub>2</sub>	l <sub>3</sub>	t
			±0,2	H13	H13	±0,2	±0,2	±0,2	
G225-01-050-080	B	50	-	15	9	80	55	25	9
G225-01-050-100	B	50	-	20	13,5	100	75	25	13
G225-01-050-125	B	50	-	20	13,5	125	100	25	13
G225-01-050-160	B	50	-	20	13,5	160	135	25	13
G225-01-050-200	B	50	-	20	13,5	200	175	25	13
G225-01-080-050	A	80	30	15	9	50	-	25	9
G225-01-080-080	B	80	-	20	13,5	80	55	25	13
G225-01-080-100	B	80	-	20	13,5	100	75	25	13
G225-01-080-125	B	80	-	20	13,5	125	100	25	13
G225-01-080-160	B	80	-	20	13,5	160	135	25	13
G225-01-080-200	B	80	-	20	13,5	200	175	25	13
G225-01-080-250	B	80	-	20	13,5	250	210	40	13
G225-01-080-315	B	80	-	20	13,5	315	275	40	13
G225-01-100-050	A	100	50	20	13,5	50	-	25	13
G225-01-100-080	A	100	50	20	13,5	80	-	40	13
G225-01-100-100	B	100	-	20	13,5	100	75	25	13
G225-01-100-125	B	100	-	20	13,5	125	100	25	13
G225-01-100-160	B	100	-	20	13,5	160	135	25	13
G225-01-100-200	B	100	-	20	13,5	200	175	25	13
G225-01-100-250	B	100	-	20	13,5	250	210	40	13
G225-01-100-315	B	100	-	20	13,5	315	275	40	13

Code	Form	b <sub>1</sub>	b <sub>2</sub>	d <sub>1</sub>	d <sub>2</sub>	l <sub>1</sub>	l <sub>2</sub>	l <sub>3</sub>	t
			±0,2	H13	H13	±0,2	±0,2	±0,2	
G225-01-125-050	A	125	75	20	13,5	50	-	25	13
G225-01-125-080	A	125	75	20	13,5	80	-	40	13
G225-01-125-100	C	125	75	20	13,5	100	75	25	13
G225-01-125-125	C	125	75	20	13,5	125	100	25	13
G225-01-125-160	C	125	75	20	13,5	160	135	25	13
G225-01-125-200	C	125	75	20	13,5	200	175	25	13
G225-01-125-250	C	125	75	20	13,5	250	210	40	13
G225-01-125-315	C	125	75	20	13,5	315	275	40	13
G225-01-160-050	A	160	110	20	13,5	50	-	25	13
G225-01-160-080	A	160	110	20	13,5	80	-	40	13
G225-01-160-100	C	160	110	20	13,5	100	75	25	13
G225-01-160-125	C	160	110	20	13,5	125	100	25	13
G225-01-160-160	C	160	110	20	13,5	160	135	25	13
G225-01-160-200	C	160	110	20	13,5	200	175	25	13
G225-01-160-250	D	160	110	20	13,5	250	210	40	13
G225-01-160-315	D	160	110	20	13,5	315	275	40	13
G225-01-160-2501	C	160	110	20	13,5	250	210	40	13
G225-01-160-3151	C	160	110	20	13,5	315	275	40	13






Material :  
Bronze with Non-Liquid Lubricant  
HB ≥ 190



**GSB CODE:G224-02**

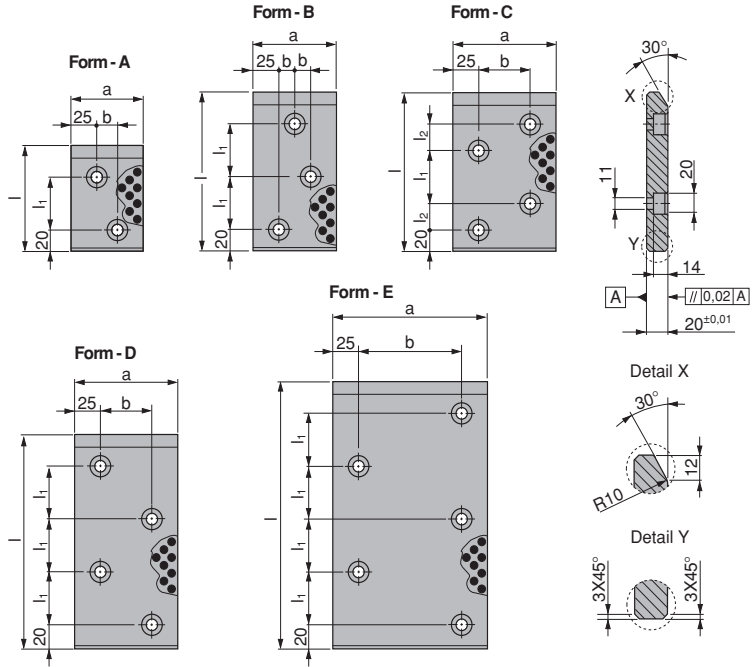
Code	Form	b <sub>1</sub> -0,1 / -0,3	b <sub>2</sub>	l <sub>1</sub> -0,1 / -0,3	l <sub>2</sub>	l <sub>3</sub> ±0,2
G224-02-028-075	A	28	-	75	15	45
G224-02-028-100	A	28	-	100	25	50
G224-02-028-150	A	28	-	150	25	100
G224-02-038-075	A	38	-	75	15	45
G224-02-038-100	A	38	-	100	25	50
G224-02-038-150	A	38	-	150	25	100
G224-02-038-200	A	38	-	200	25	150
G224-02-048-075	A	48	-	75	15	45
G224-02-048-100	A	48	-	100	25	50
G224-02-048-125	A	48	-	125	25	75
G224-02-048-150	A	48	-	150	25	100
G224-02-048-200	A	48	-	200	25	15
G224-02-058-075	A	58	-	75	15	45
G224-02-058-100	A	58	-	100	25	50
G224-02-058-150	A	58	-	150	25	100
G224-02-075-075	A	75	-	75	15	45
G224-02-075-100	A	75	-	100	25	50
G224-02-075-125	A	75	-	125	25	75
G224-02-075-150	A	75	-	150	25	100
G224-02-075-200	A	75	-	200	25	150

Code	Form	b <sub>1</sub> -0,1 / -0,3	b <sub>2</sub>	l <sub>1</sub> -0,1 / -0,3	l <sub>2</sub>	l <sub>3</sub> ±0,2
G224-02-100-100	B	100	50	100	25	50
G224-02-100-125	B	100	50	125	25	75
G224-02-100-150	B	100	50	150	25	100
G224-02-100-200	B	100	50	200	25	150
G224-02-100-250	B	100	50	250	25	200
G224-02-100-300	B	100	50	300	25	250
G224-02-125-125	B	125	50	125	25	75
G224-02-125-150	B	125	50	150	25	100
G224-02-125-200	B	125	50	200	25	150
G224-02-125-250	B	125	50	250	25	200
G224-02-125-300	B	125	50	300	25	250
G224-02-125-350	B	125	50	350	25	300
G224-02-150-150	B	150	100	150	25	100
G224-02-150-200	B	150	100	200	25	150
G224-02-150-250	B	150	100	250	25	200
G224-02-150-300	B	150	100	300	25	250
G224-02-150-350	B	150	100	350	25	300
G224-02-200-200	B	200	150	200	25	150
G224-02-200-250	B	200	150	250	25	200
G224-02-200-300	B	200	150	300	25	250
G224-02-200-350	B	200	150	350	25	300



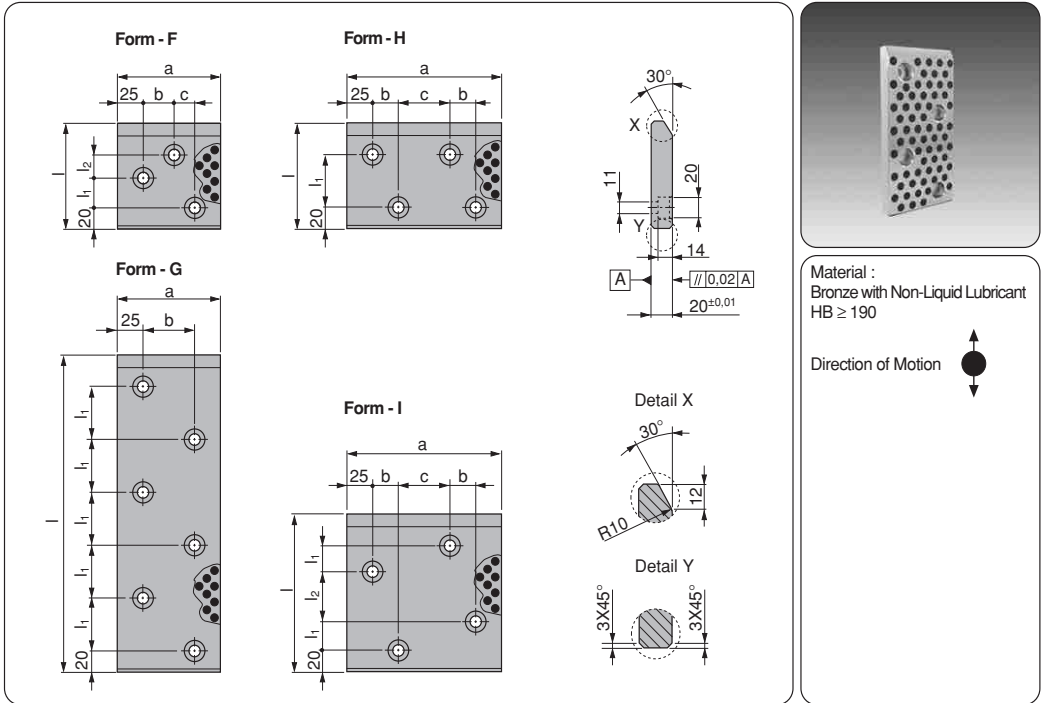
Material :  
Bronze with Non-Liquid Lubricant  
HB ≥ 190

Direction of Motion



**GSB CODE:G224-08**

Code	Form	a	b	l	l <sub>1</sub>	l <sub>2</sub>
		-2	±0,1	±0,1	±0,1	±0,1
G224-08-070-100	A	70	20	100	50	-
G224-08-070-150	B	70	10	150	50	-
G224-08-070-200	D	70	20	200	50	-
G224-08-100-150	C	100	50	150	50	25
G224-08-100-200	D	100	50	200	50	-
G224-08-100-250	E	100	50	250	50	-
G224-08-150-200	D	150	100	200	50	-
G224-08-150-250	E	150	100	250	50	-

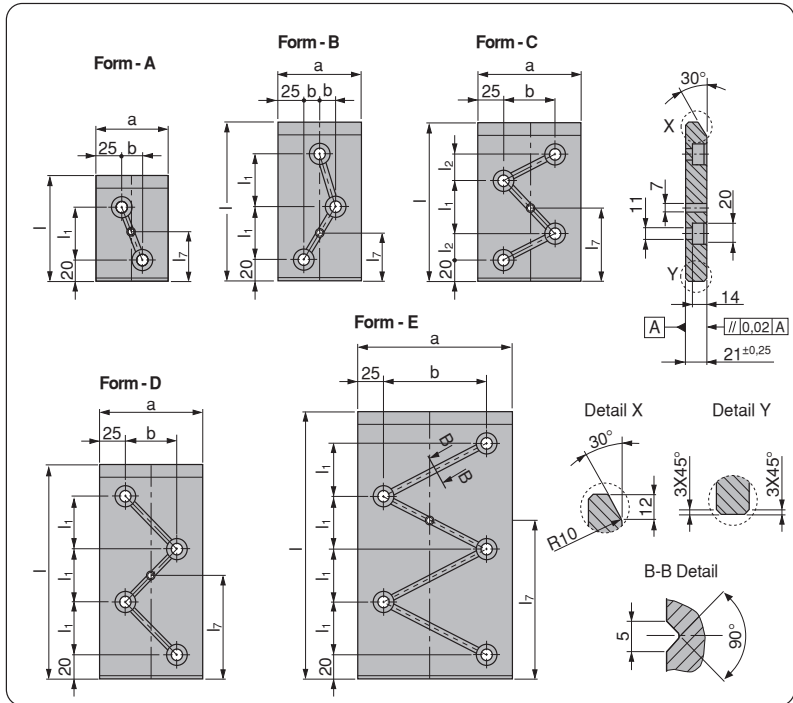


**GSB CODE:G224-08**

Code	Form	a	b	c	l	l <sub>1</sub>	l <sub>2</sub>
		-2	±0,1	±0,1	±0,1	±0,1	±0,1
G224-08-100-100	F	100	30	20	100	25	25
G224-08-100-300	G	100	50	-	300	50	-
G224-08-150-100	H	150	25	50	100	50	-
G224-08-150-150	I	150	25	50	150	25	50
G224-08-150-300	G	150	100	-	300	50	-
G224-08-200-100	H	200	50	50	100	50	-



Material :  
18NiCr5-4  
HRC 60 ÷ 64



**GSB CODE:G225-07**

Code	Form	a	b	l	l <sub>1</sub>	l <sub>2</sub>	l <sub>7</sub>
		-2	±0,1	±0,1	±0,1	±0,1	
G225-07-070-100	A	70	20	100	50	-	45
G225-07-070-150	B	70	10	150	50	-	45
G225-07-070-200	D	70	20	200	50	-	95
G225-07-100-150	C	100	50	150	50	25	70
G225-07-100-200	D	100	50	200	50	-	95
G225-07-100-250	E	100	50	250	50	-	145
G225-07-150-200	D	150	100	200	50	-	95
G225-07-150-250	E	150	100	250	50	-	145

**Form - F**

**Form - H**

**Form - G**

**Form - I**

**Detail X**

**Detail Y**

**B-B Detail**

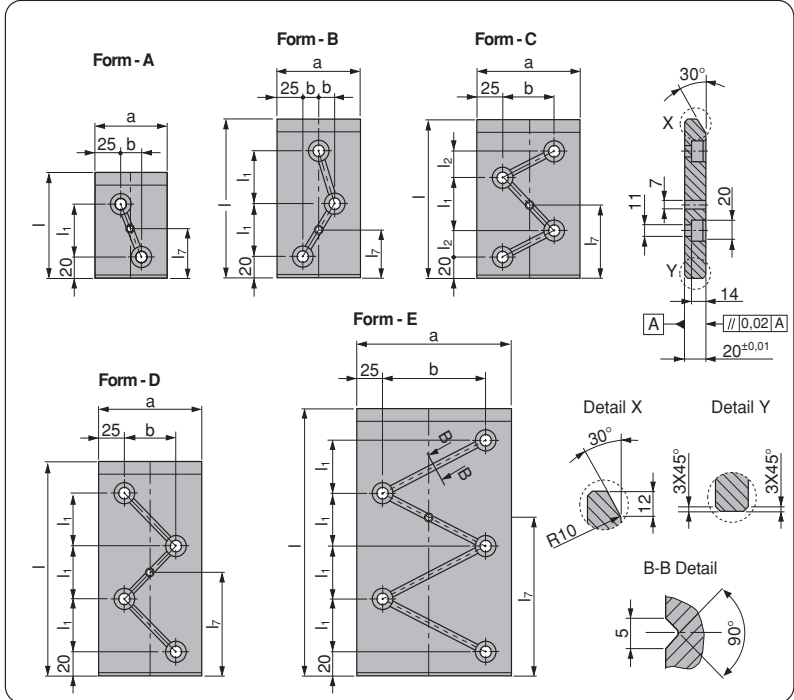
**Material :**  
18NiCr5-4  
HRC 60 ÷ 64

GSB CODE:G225-07

Code	Form	a	b	c	l	l <sub>1</sub>	l <sub>2</sub>	l <sub>7</sub>
		-2	±0,1	±0,1	±0,1	±0,1	±0,1	
G225-07-100-100	F	100	30	20	100	25	25	32,5
G225-07-100-300	G	100	50	-	300	50	-	145
G225-07-150-100	H	150	25	50	100	50	-	45
G225-07-150-150	I	150	25	50	150	25	50	70
G225-07-150-300	G	150	100	-	300	50	-	145
G225-07-200-100	H	200	50	50	100	50	-	45

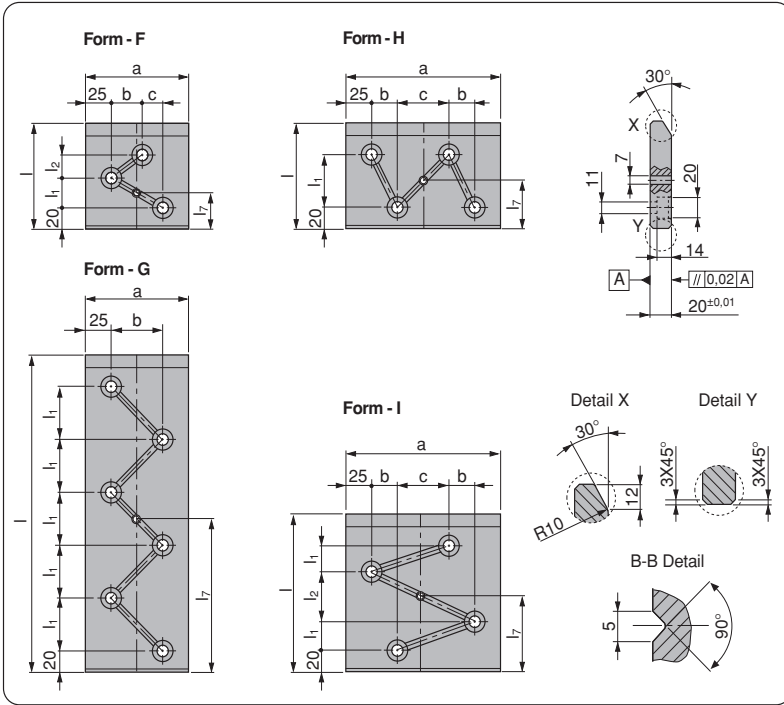


Material :  
18NiCr5-4  
HRC 60 ÷ 64



**GSB CODE:G225-07**

Code	Form	a	b	l	l <sub>1</sub>	l <sub>2</sub>	l <sub>7</sub>
		-2	±0,1	±0,1	±0,1	±0,1	
G225-07-070-1001	A	70	20	100	50	-	45
G225-07-070-1501	B	70	10	150	50	-	45
G225-07-070-2001	D	70	20	200	50	-	95
G225-07-100-1501	C	100	50	150	50	25	70
G225-07-100-2001	D	100	50	200	50	-	95
G225-07-100-2501	E	100	50	250	50	-	145
G225-07-150-2001	D	150	100	200	50	-	95
G225-07-150-2501	E	150	100	250	50	-	145



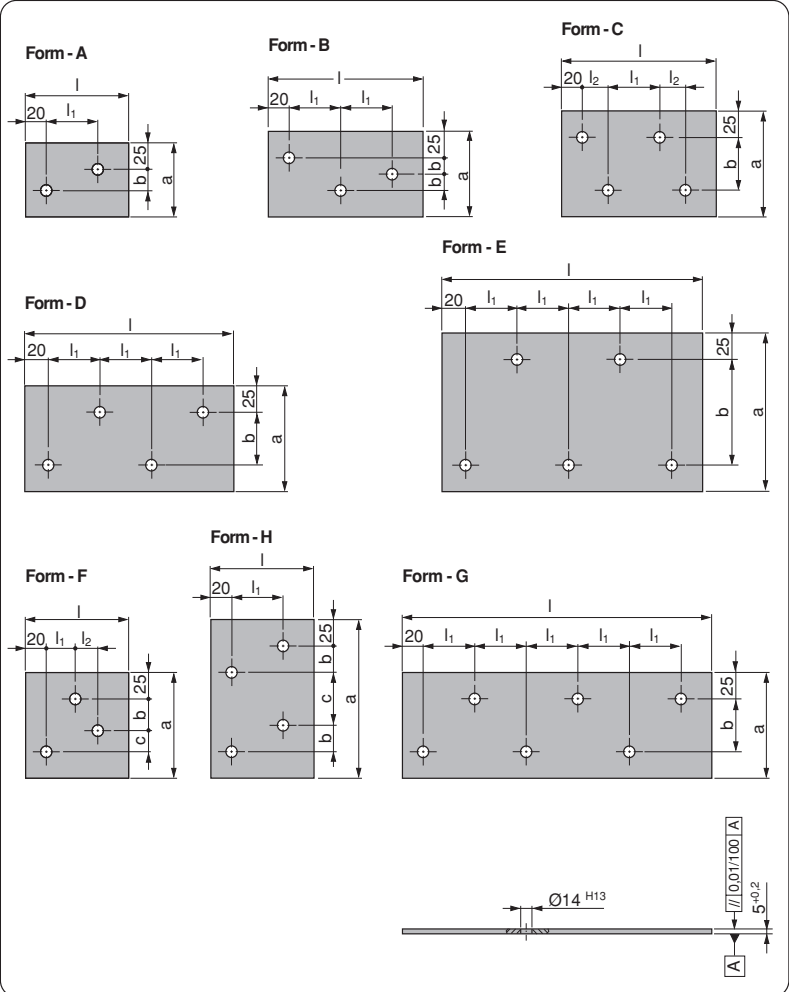
Material :  
18NiCr5-4  
HRC 60 ÷ 64

**GSB CODE:G225-07**

Code	Form	a	b	c	l	l <sub>1</sub>	l <sub>2</sub>	l <sub>7</sub>
		-2	±0,1	±0,1	±0,1	±0,1	±0,1	
G225-07-100-1001	F	100	30	20	100	25	25	32,5
G225-07-100-3001	G	100	50	-	300	50	-	145
G225-07-150-1001	H	150	25	50	100	50	-	45
G225-07-150-1501	I	150	25	50	150	25	50	70
G225-07-150-3001	G	150	100	-	300	50	-	145
G225-07-200-1001	H	200	50	50	100	50	-	45



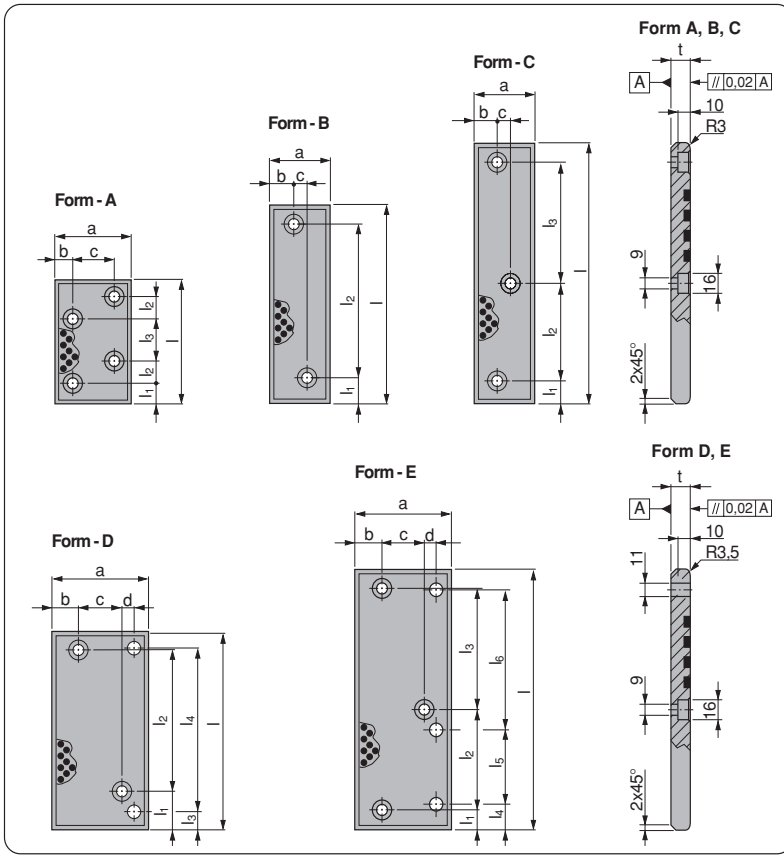
Material :  
ST 37



**GSB CODE:**G234-01

Code	Form	a	b	c	l	l <sub>1</sub>	l <sub>2</sub>
		-2	±0,1	±0,1	±0,1	±0,1	±0,1
G234-01-070-100	A	70	20	-	100	50	-
G234-01-070-150	B	70	10	-	150	50	-
G234-01-070-200	D	70	20	-	200	50	-
G234-01-100-100	F	100	30	20	100	25	25
G234-01-100-150	C	100	50	-	150	50	25
G234-01-100-200	D	100	50	-	200	50	-
G234-01-100-250	E	100	50	-	250	50	-
G234-01-100-300	G	100	50	-	300	50	-
G234-01-150-100	H	150	25	50	100	50	-
G234-01-150-150	I	150	25	50	150	25	50
G234-01-150-200	D	150	100	-	200	50	-
G234-01-150-250	E	150	100	-	250	50	-
G234-01-150-300	G	150	100	-	300	50	-
G234-01-200-100	H	200	50	50	100	50	-






Material :  
Bronze with Non-Liquid Lubricant  
HB ≥ 190



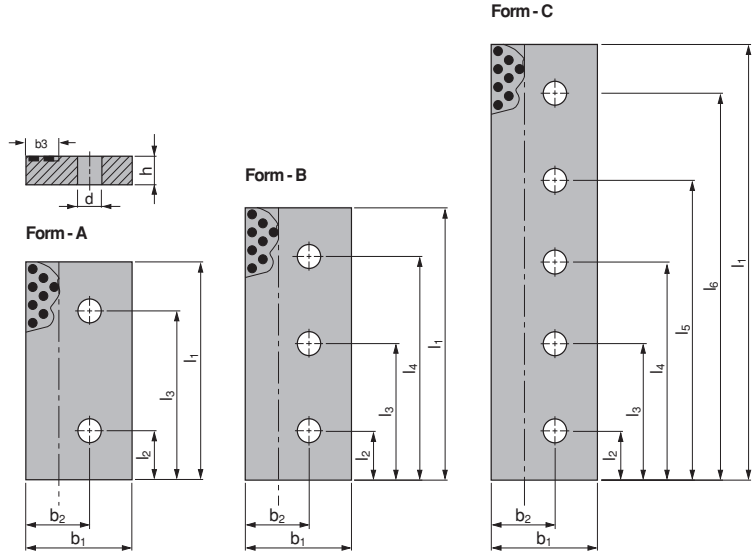
**GSB CODE:G224-09**

Code	Form	a	b	c	d	l	l <sub>1</sub>	l <sub>2</sub>	l <sub>3</sub>	l <sub>4</sub>	l <sub>5</sub>	l <sub>6</sub>	l <sub>7</sub>	t	t
G224-09-050-063	B	50	15	20	-	63	12	39	-	-	-	-	32,5	16	-
G224-09-050-160	B	50	19	12	-	160	21	126	-	-	-	-	145	-	16
G224-09-050-250	C	50	19	12	-	250	21	100	116	-	-	-	45	-	16
G224-09-063-100	A	63	12	39	-	100	15	18	34	-	-	-	70	16	-
G224-09-080-160	D	80	22	36	10	160	31	116	15	130	-	-	145	-	16
G224-09-080-250	E	80	22	36	10	250	21	100	116	25	80	130	45	-	16



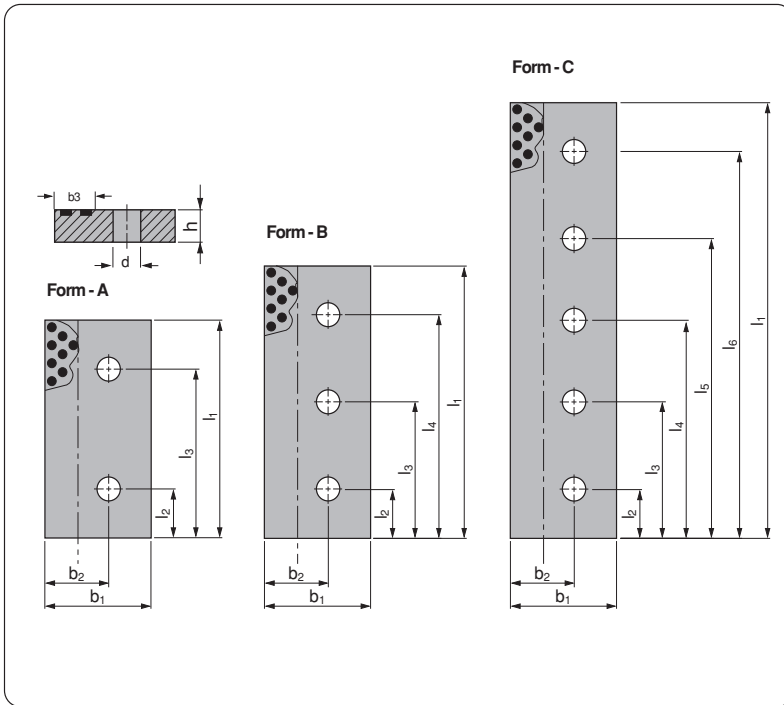
Material :  
Bronze with Non-Liquid Lubricant  
HB ≥ 190

Direction of Motion



**GSB CODE:G224-11**

Code	Form	b <sub>1</sub>	b <sub>2</sub>	b <sub>3</sub>	d	h	l <sub>1</sub>	l <sub>2</sub>	l <sub>3</sub>	l <sub>4</sub>	l <sub>5</sub>	l <sub>6</sub>
					H13			±0,2	±0,2	±0,2	±0,2	±0,2
G224-11-075-160	A	75	40	25	17,5	25	160	45	115	-	-	-
G224-11-075-200	A	75	40	25	17,5	25	200	45	155	-	-	-
G224-11-075-250	B	75	40	25	17,5	25	250	45	125	205	-	-
G224-11-100-160	A	100	60	30	17,5	25	160	45	115	-	-	-
G224-11-100-200	A	100	60	30	17,5	25	200	45	155	-	-	-
G224-11-100-250	B	100	60	30	17,5	25	250	45	125	205	-	-
G224-11-100-400	C	100	60	30	17,5	25	400	45	125	200	275	355
G224-11-100-1601	A	100	60	30	22	30	160	45	115	-	-	-
G224-11-100-2001	A	100	60	30	22	30	200	45	155	-	-	-
G224-11-100-2501	B	100	60	30	22	30	250	45	125	205	-	-
G224-11-100-4001	C	100	60	30	22	30	400	45	125	200	275	355
G224-11-125-160	A	125	75	30	22	30	160	45	115	-	-	-
G224-11-125-200	A	125	75	30	22	30	200	45	155	-	-	-
G224-11-125-250	B	125	75	30	22	30	250	45	125	205	-	-
G224-11-125-400	C	125	75	30	22	30	400	45	125	200	275	355



Material :  
CK45 with Non-liquid Lubricant  
HRC 58 ÷ 62

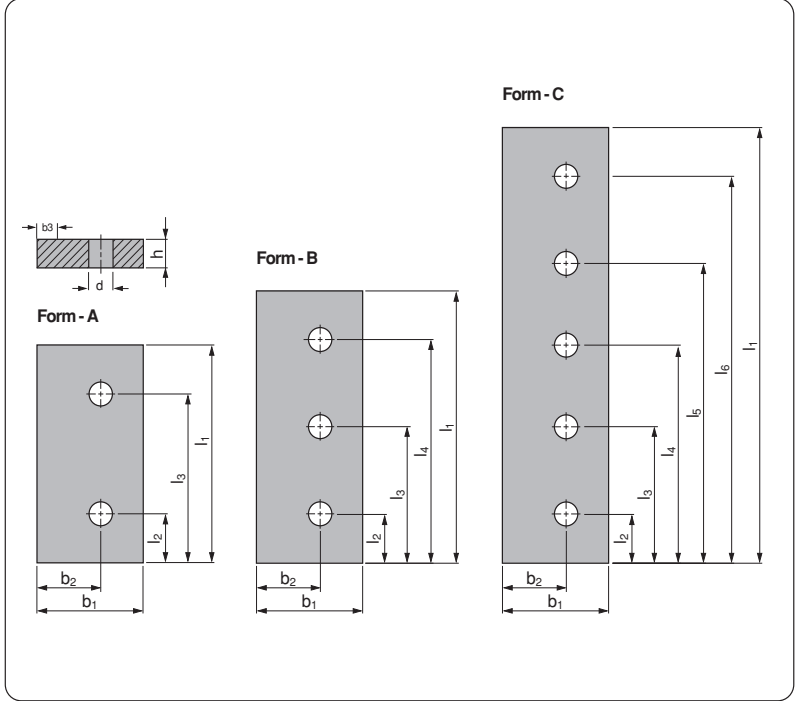


**GSB CODE:G225-08**

Code	Form	b <sub>1</sub>	b <sub>2</sub>	b <sub>3</sub>	d	h	l <sub>1</sub>	l <sub>2</sub>	l <sub>3</sub>	l <sub>4</sub>	l <sub>5</sub>	l <sub>6</sub>
G225-08-075-160	A	75	40	25	17,5	25	160	45	115	-	-	-
G225-08-075-200	A	75	40	25	17,5	25	200	45	155	-	-	-
G225-08-075-250	B	75	40	25	17,5	25	250	45	125	205	-	-
G225-08-100-160	A	100	60	30	17,5	25	160	45	115	-	-	-
G225-08-100-200	A	100	60	30	17,5	25	200	45	155	-	-	-
G225-08-100-250	B	100	60	30	17,5	25	250	45	125	205	-	-
G225-08-100-400	C	100	60	30	17,5	25	400	45	125	200	275	355
G225-08-100-1601	A	100	60	30	22	30	160	45	115	-	-	-
G225-08-100-2001	A	100	60	30	22	30	200	45	155	-	-	-
G225-08-100-2501	B	100	60	30	22	30	250	45	125	205	-	-
G225-08-100-4001	C	100	60	30	22	30	400	45	125	200	275	355
G225-08-125-160	A	125	75	30	22	30	160	45	115	-	-	-
G225-08-125-200	A	125	75	30	22	30	200	45	155	-	-	-
G225-08-125-250	B	125	75	30	22	30	250	45	125	205	-	-
G225-08-125-400	C	125	75	30	22	30	400	45	125	200	275	355

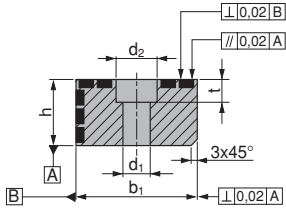


Material :  
CK45  
HRC 58 ÷ 62

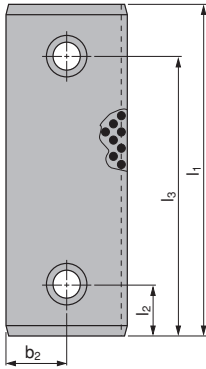


**GSB CODE:G225-09**


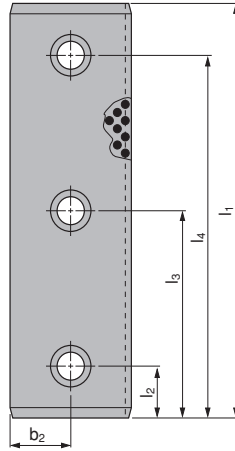
Code	Form	b <sub>1</sub>	b <sub>2</sub>	b <sub>3</sub>	d	h	l <sub>1</sub>	l <sub>2</sub>	l <sub>3</sub>	l <sub>4</sub>	l <sub>5</sub>	l <sub>6</sub>
					H13			±0,2	±0,2	±0,2	±0,2	±0,2
G225-09-075-160	A	75	40	25	17,5	25	160	45	115	-	-	-
G225-09-075-200	A	75	40	25	17,5	25	200	45	155	-	-	-
G225-09-075-250	B	75	40	25	17,5	25	250	45	125	205	-	-
G225-09-100-160	A	100	60	30	17,5	25	160	45	115	-	-	-
G225-09-100-200	A	100	60	30	17,5	25	200	45	155	-	-	-
G225-09-100-250	B	100	60	30	17,5	25	250	45	125	205	-	-
G225-09-100-400	C	100	60	30	17,5	25	400	45	125	200	275	355
G225-09-100-1601	A	100	60	30	22	30	160	45	115	-	-	-
G225-09-100-2001	A	100	60	30	22	30	200	45	155	-	-	-
G225-09-100-2501	B	100	60	30	22	30	250	45	125	205	-	-
G225-09-100-4001	C	100	60	30	22	30	400	45	125	200	275	355
G225-09-125-160	A	125	75	30	22	30	160	45	115	-	-	-
G225-09-125-200	A	125	75	30	22	30	200	45	155	-	-	-
G225-09-125-250	B	125	75	30	22	30	250	45	125	205	-	-
G225-09-125-400	C	125	75	30	22	30	400	45	125	200	275	355



Form - A



Form - B




Material :  
Bronze with Non-Liquid Lubricant  
HB ≥ 190

Direction of Motion



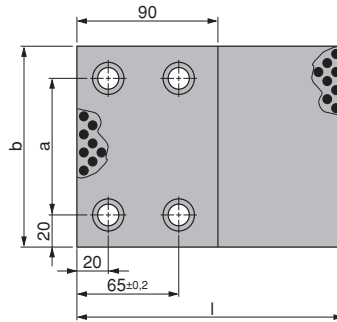
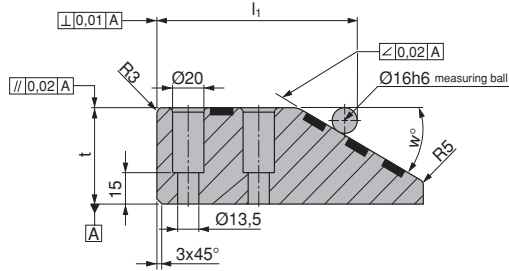
**GSB CODE:G224-12**

Code	Form	b <sub>1</sub> -0,02	b <sub>2</sub>	d <sub>1</sub> H13	d <sub>2</sub> H13	h -0,02	l <sub>1</sub>	l <sub>2</sub>	l <sub>3</sub> ±0,2	l <sub>4</sub> ±0,2	t +0,5
G224-12-012-110	A	25	12,5	9	15	12	110	25	85	-	8,5
G224-12-012-120	A	25	12,5	9	15	12	120	25	95	-	8,5
G224-12-015-110	A	25	12,5	11	18	15	110	25	85	-	10,5
G224-12-015-120	A	25	12,5	11	18	15	120	25	95	-	10,5
G224-12-030-125	A	60	30	13,5	20	30	125	25	100	-	13
G224-12-030-160	A	60	30	13,5	20	30	160	25	135	-	13
G224-12-030-200	B	60	30	13,5	20	30	200	25	100	175	13
G224-12-040-125	A	60	30	13,5	20	40	125	25	100	-	13
G224-12-040-160	A	60	30	13,5	20	40	160	25	135	-	13
G224-12-040-200	B	60	30	13,5	20	40	200	25	100	175	13



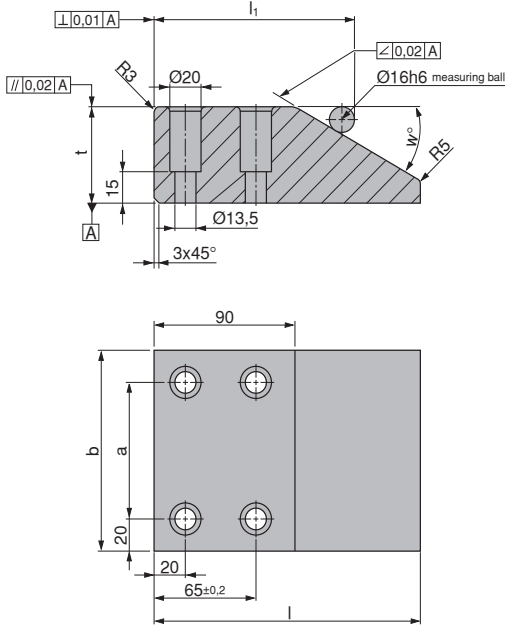
Material :  
Bronze with Non-Liquid Lubricant  
HB ≥ 190

Direction of Motion



**GSB CODE:G228-01**


Code	a	b	l	l <sub>1</sub> ±0,05	t ±0,01	w
G228-01-10017045	60	100	170	143,37	45	20°
G228-01-12517045	85	125	170	143,37	45	20°
G228-01-15017045	110	150	170	143,37	45	20°
G228-01-10015045	60	100	150	127,86	45	30°
G228-01-10017060	60	100	170	127,86	60	30°
G228-01-12515045	85	125	150	127,86	45	30°
G228-01-12517060	85	125	170	127,86	60	30°
G228-01-15015045	110	150	150	127,86	45	30°
G228-01-15017060	110	150	170	127,86	60	30°



Material :  
X153CrMoV12  
HRC 60 ÷ 62

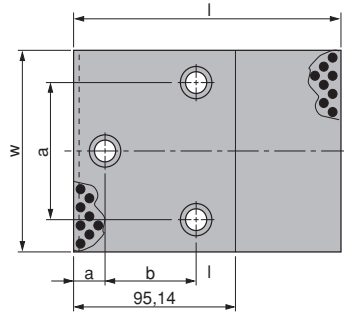
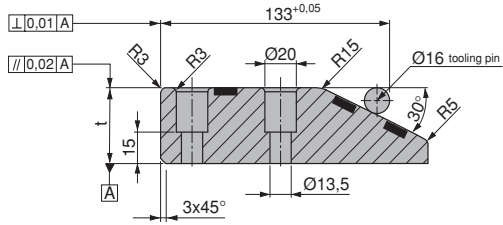
**GSB CODE:G229-01**

Code	a	b	l	l <sub>1</sub> ±0.05	t ±0.01	w
G229-01-10017045	60	100	170	143,37	45	20°
G229-01-12517045	85	125	170	143,37	45	20°
G229-01-15017045	110	150	170	143,37	45	20°
G229-01-10015045	60	100	150	127,86	45	30°
G229-01-10017060	60	100	170	127,86	60	30°
G229-01-12515045	85	125	150	127,86	45	30°
G229-01-12517060	85	125	170	127,86	60	30°
G229-01-15015045	110	150	150	127,86	45	30°
G229-01-15017060	110	150	170	127,86	60	30°



Material :  
Bronze with Non-Liquid Lubricant  
HB ≥ 190

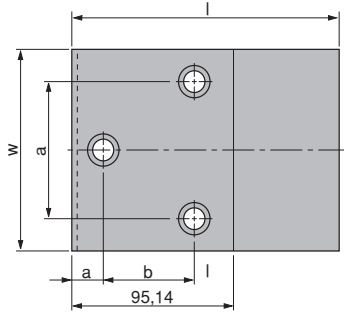
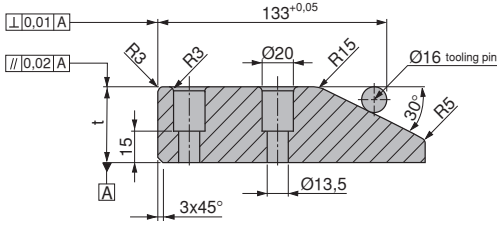
Direction of Motion



**GSB CODE:G228-04**

Code	t	w	l	a	b
G228-04-10012530	30	100	125	60	50
G228-04-10015045	45	100	150	60	45
G228-04-10017060	60	100	170	60	45
G228-04-12512530	30	125	125	85	50
G228-04-12515045	45	125	150	85	45
G228-04-12517060	60	125	170	85	45
G228-04-16012530	30	160	125	120	50
G228-04-16015045	45	160	150	120	45
G228-04-16017060	60	160	170	120	45





Material :  
42CrMo4  
HRC 55 ÷ 60

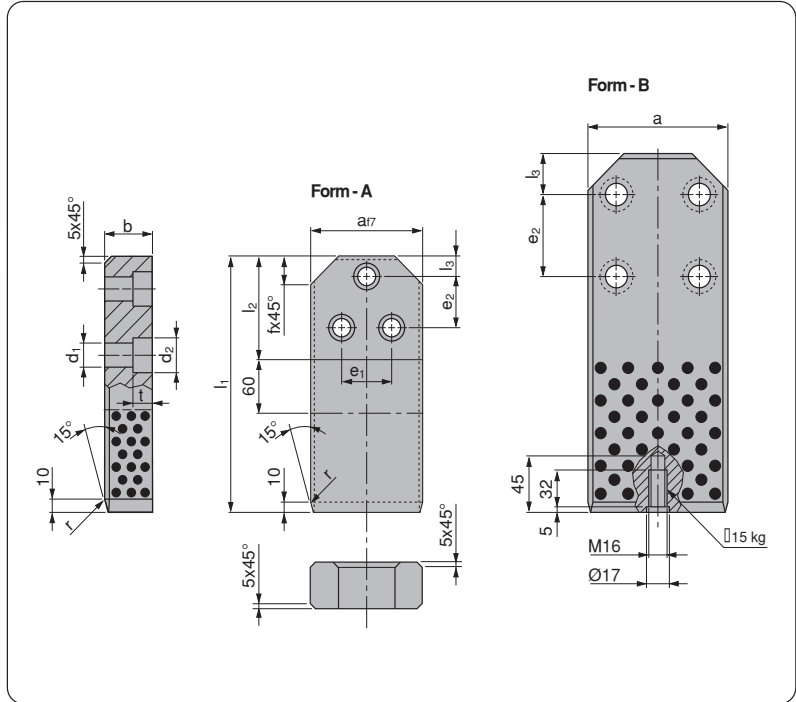
**GSB CODE:G229-03**

Code	t	w	l	a	b
G229-03-10012530	30	100	125	60	50
G229-03-10015045	45	100	150	60	45
G229-03-10017060	60	100	170	60	45
G229-03-12512530	30	125	125	85	50
G229-03-12515045	45	125	150	85	45
G229-03-12517060	60	125	170	85	45
G229-03-16012530	30	160	125	120	50
G229-03-16015045	45	160	150	120	45
G229-03-16017060	60	160	170	120	45




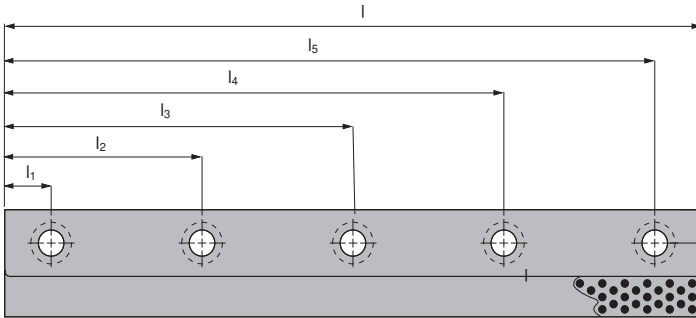
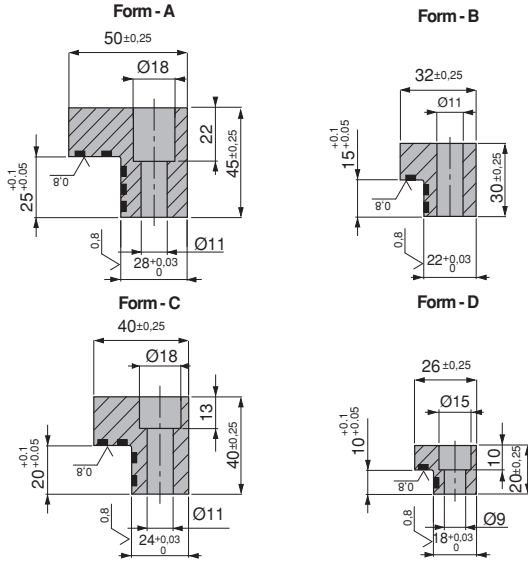
Material :  
CK45 with Non-liquid Lubricant  
HRC 58 ÷ 60

Direction of Motion



**GSB CODE:G229-05**

Code	a	b	l <sub>1</sub>	l <sub>2</sub>	l <sub>3</sub>	e <sub>2</sub>	d <sub>1</sub>	d <sub>2</sub>	t	f	r	Form
G229-05-06318036	63	36	180	90	20	50	14	20	16	18	16	A
G229-05-06320036	63	36	200	90	20	50	14	20	16	18	16	A
G229-05-06322436	63	36	224	90	20	50	14	20	16	18	16	A
G229-05-07118036	71	36	180	90	20	50	14	20	16	18	16	A
G229-05-07120036	71	36	200	90	20	50	14	20	16	18	16	A
G229-05-07122436	71	36	224	90	20	50	14	20	16	18	16	A
G229-05-09020036	90	36	200	100	20	50	18	26	21	28	25	A
G229-05-09022436	90	36	224	100	20	50	18	26	21	28	25	A
G229-05-09025036	90	36	250	100	20	50	18	26	21	28	25	A
G229-05-09020045	90	45	200	100	20	50	18	26	21	28	25	A
G229-05-09022445	90	45	224	100	20	50	18	26	21	28	25	A
G229-05-09025045	90	45	250	100	20	50	18	26	21	28	25	A
G229-05-11220045	112	45	200	100	20	50	18	26	21	28	25	A
G229-05-11222445	112	45	224	100	20	50	18	26	21	28	25	A
G229-05-11225045	112	45	250	100	20	50	18	26	21	28	25	A
G229-05-14031545	140	45	315	150	40	80	22	33	25,5	36	31,5	B
G229-05-14040045	140	45	400	150	40	80	22	33	25,5	36	31,5	B
G229-05-14031556	140	56	315	150	40	80	22	33	25,5	36	31,5	B
G229-05-14040056	140	56	400	150	40	80	22	33	25,5	36	31,5	B
G229-05-19031545	190	45	315	150	40	80	22	33	25,5	36	31,5	B
G229-05-19040045	190	45	400	150	40	80	22	33	25,5	36	31,5	B
G229-05-19031556	190	56	315	150	40	80	22	33	25,5	36	31,5	B
G229-05-19040056	190	56	400	150	40	80	22	33	25,5	36	31,5	B
G229-05-24050056	240	56	500	250	40	160	26	40	30,5	36	31,5	B
G229-05-24063056	240	56	630	250	40	160	26	40	30,5	36	31,5	B



Material :  
Bronze with Non-Liquid Lubricant  
HB ≥ 190

Direction of Motion

**GSB CODE:G231-01**

Code	Form	l	l <sub>1</sub>	l <sub>2</sub>	l <sub>3</sub>	l <sub>4</sub>	l <sub>5</sub>	M	Holes
G231-01-2026100	D	100	20	80	-	-	-	9	2
G231-01-2026150	D	150	20	75	130	-	-	9	3
G231-01-2026200	D	200	20	75	125	180	-	9	4
G231-01-3032100	B	100	20	80	-	-	-	11	2
G231-01-3032150	B	150	20	75	130	-	-	11	3
G231-01-3032200	B	200	20	75	125	180	-	11	4
G231-01-3032250	B	250	20	90	160	230	-	11	4
G231-01-4040160	C	160	15	145	-	-	-	12	2
G231-01-4040250	C	250	15	145	225	-	-	12	3
G231-01-4550200	A	200	20	75	125	180	-	14	4
G231-01-4550250	A	250	20	90	160	230	-	14	4
G231-01-4550300	A	300	20	85	150	215	280	14	5
G231-01-4550350	A	350	20	100	175	250	330	14	5



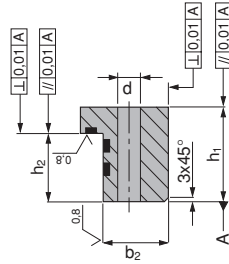
Material :  
Bronze with Non-Liquid Lubricant  
HB ≥ 190

Direction of Motion

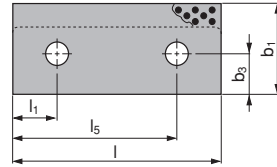
**Ordering Example**

G231-04-5555100X

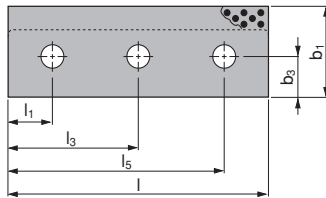
D= With Dowel Holes  
Blank= Without Dowel Holes



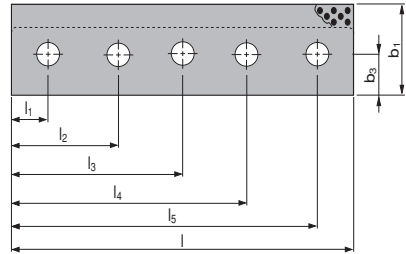
**Form - A**



**Form - B**

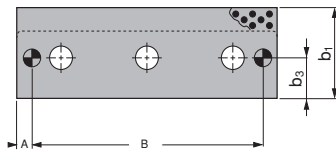


**Form - C**

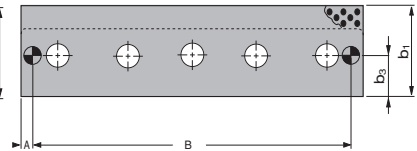


Dowel Holes Location on Request

**Form - B**

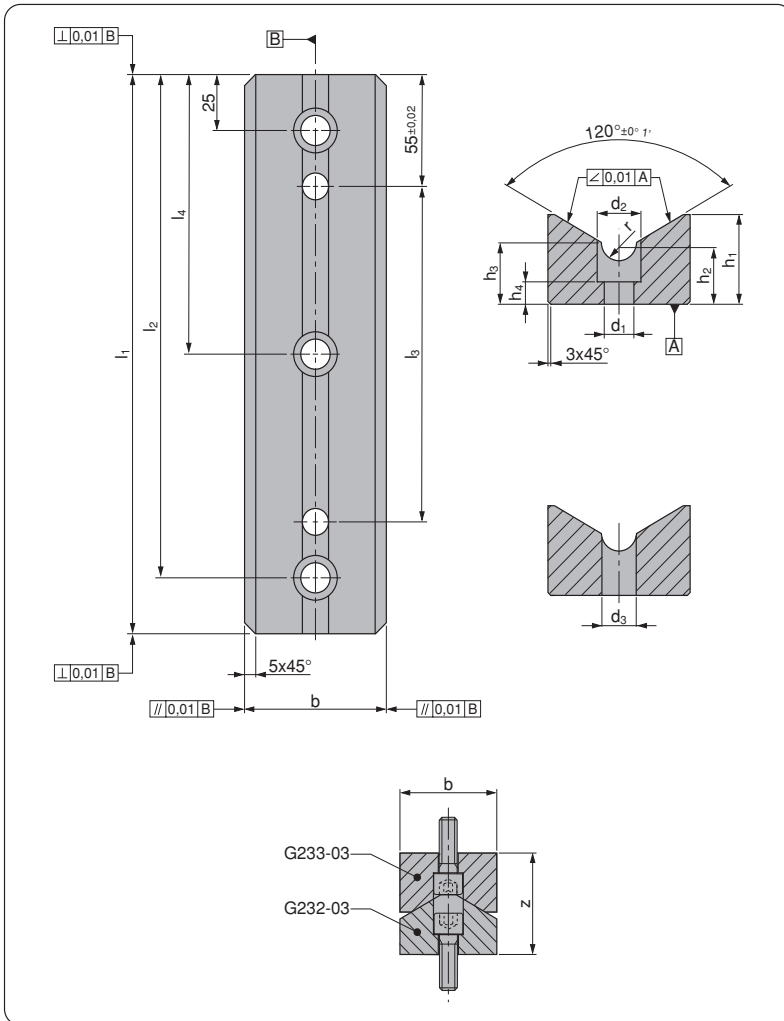


**Form - C**



**GSB CODE:G231-04**

Code	Form	b <sub>1</sub> ±0,2	b <sub>2</sub> -0,02	b <sub>3</sub> ±0,2	d H13	l -0,2	l <sub>1</sub> ±0,2	l <sub>2</sub> ±0,2	l <sub>3</sub> ±0,2	l <sub>4</sub> ±0,2	l <sub>5</sub> ±0,2	h <sub>1</sub> ±0,2	h <sub>2</sub> +0,02	A	B +0,02
G231-04-5555100	A	55	37	20	13,5	100	27,5	-	-	-	72,5	55	39	10	80
G231-04-5555160	A	55	37	20	13,5	160	27,5	-	-	-	132,5	55	39	10	140
G231-04-7075160	A	70	50	30	17,5	160	35	-	-	-	125	75	55	12,5	135
G231-04-7075200	A	70	50	30	17,5	200	35	-	-	-	165	75	55	12,5	175
G231-04-7075250	B	70	50	30	17,5	250	35	-	125	-	215	75	55	12,5	225
G231-04-7075400	C	70	50	30	17,5	400	35	125	200	275	365	75	55	12,5	375
G231-04-8590160	A	85	63	38	22	160	42,5	-	-	-	117,5	90	65	15	130
G231-04-8590200	A	85	63	38	22	200	42,5	-	-	-	157,5	90	65	15	170
G231-04-8590250	B	85	63	38	22	250	42,5	-	125	-	207,5	90	65	15	220
G231-04-8590400	C	85	63	38	22	400	42,5	125	200	275	357,5	90	65	15	370



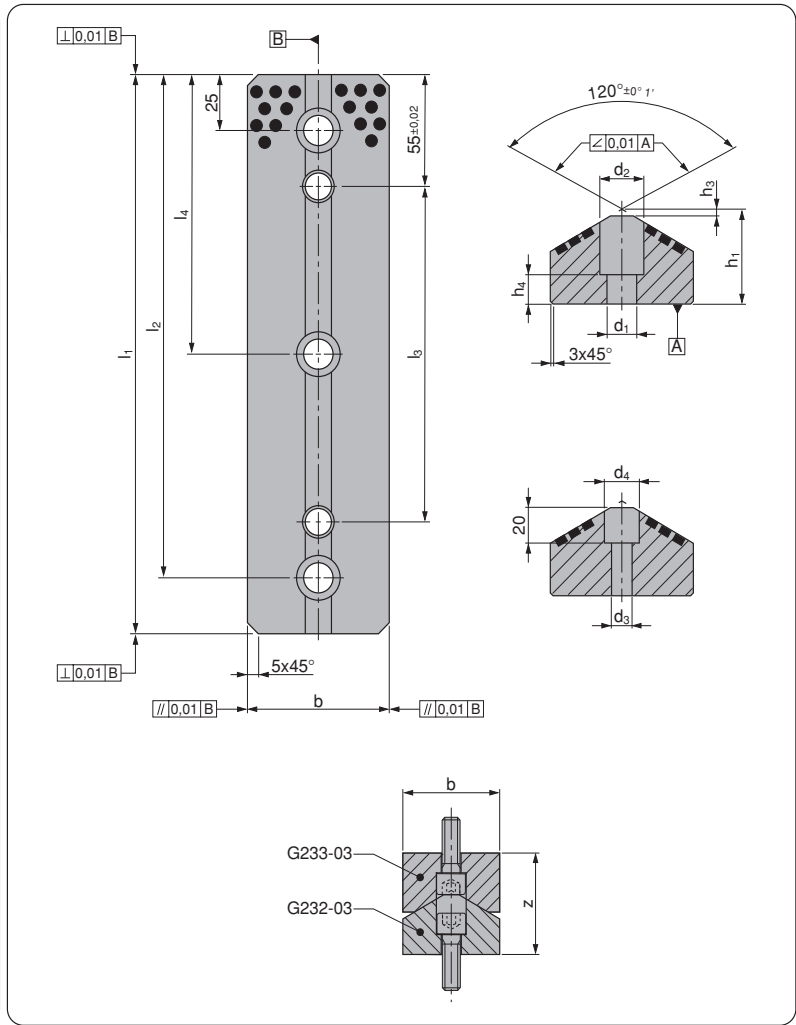
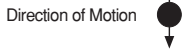
Material :  
CK45  
HRC 56 ÷ 60

**GSB CODE:G233-03**

Code	b	d <sub>1</sub>	d <sub>2</sub>	d <sub>3</sub>	h <sub>1</sub>	h <sub>2</sub>	h <sub>3</sub>	h <sub>4</sub>	l <sub>1</sub>	l <sub>2</sub>	l <sub>3</sub>	l <sub>4</sub>	r	z
	h6	H13	H13	H7	±0.2	±0.01	±0.2		-0.2	±0.2	±0.01	±0.2		+0.05
G233-03-0650150	65	13,5	20	12	35	18	22	8	150	125	45	-	7	65
G233-03-0650200	65	13,5	20	12	35	18	22	8	200	175	95	-	7	65
G233-03-0650250	65	13,5	20	12	35	18	22	8	250	225	145	125	7	65
G233-03-0650300	65	13,5	20	12	35	18	22	8	300	275	195	150	7	65
G233-03-1250150	125	17,5	26	16	60	28	34	15	150	125	45	-	10	85
G233-03-1250200	125	17,5	26	16	60	28	34	15	200	175	95	-	10	85
G233-03-1250250	125	17,5	26	16	60	28	34	15	250	225	145	125	10	85
G233-03-1250300	125	17,5	26	16	60	28	34	15	300	275	195	150	10	85

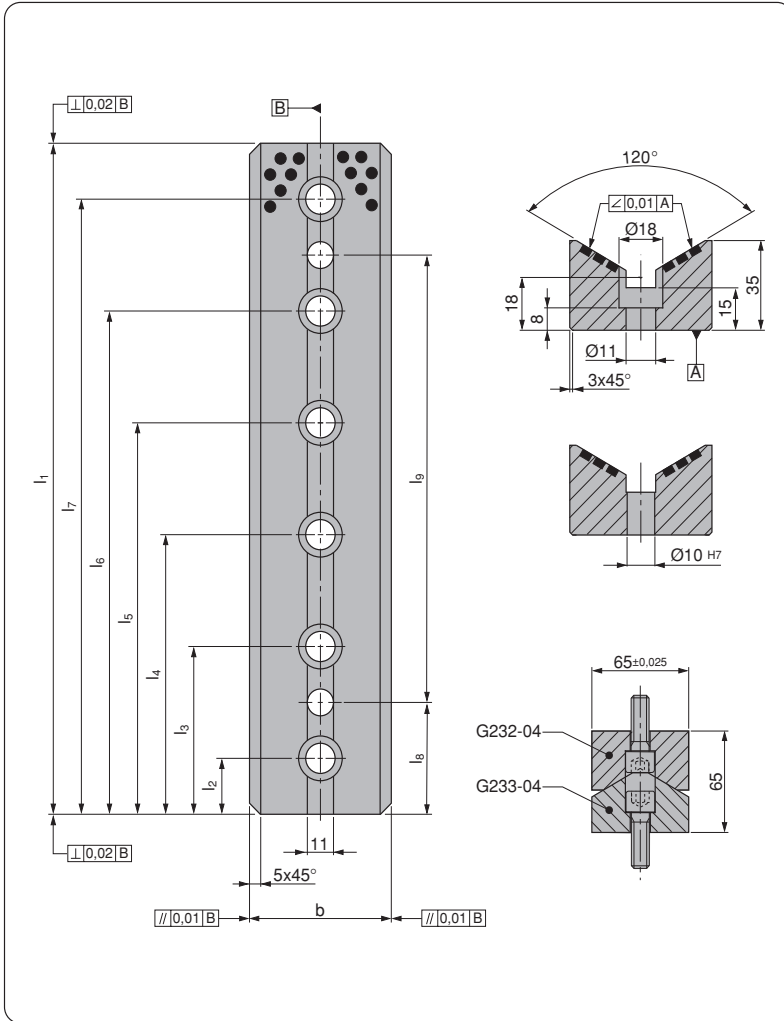


Material :  
Bronze with Non-Liquid Lubricant  
HB ≥ 190

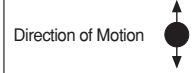


**GSB CODE:G232-03**

Code	b	d <sub>1</sub>	d <sub>2</sub>	d <sub>3</sub>	d <sub>4</sub>	h <sub>1</sub>	h <sub>3</sub>	h <sub>4</sub>	l <sub>1</sub>	l <sub>2</sub>	l <sub>3</sub>	l <sub>4</sub>	z
	h6	H13	H13	H7	H13	±0.01			-0.2	±0.2	±0.01	±0.2	+0.05
G232-03-0650150	65	13,5	20	12	14	47	3	20	150	125	45	-	65
G232-03-0650200	65	13,5	20	12	14	47	3	20	200	175	95	-	65
G232-03-0650250	65	13,5	20	12	14	47	3	20	250	225	145	125	65
G232-03-0650300	65	13,5	20	12	14	47	3	20	300	275	195	150	65
G232-03-1250150	125	17,5	26	16	18	57	5	15	150	125	45	-	85
G232-03-1250200	125	17,5	26	16	18	57	5	15	200	175	95	-	85
G232-03-1250250	125	17,5	26	16	18	57	5	15	250	225	145	125	85
G232-03-1250300	125	17,5	26	16	18	57	5	15	300	275	195	150	85



Material :  
Bronze with Non-Liquid Lubricant  
HB ≥ 190

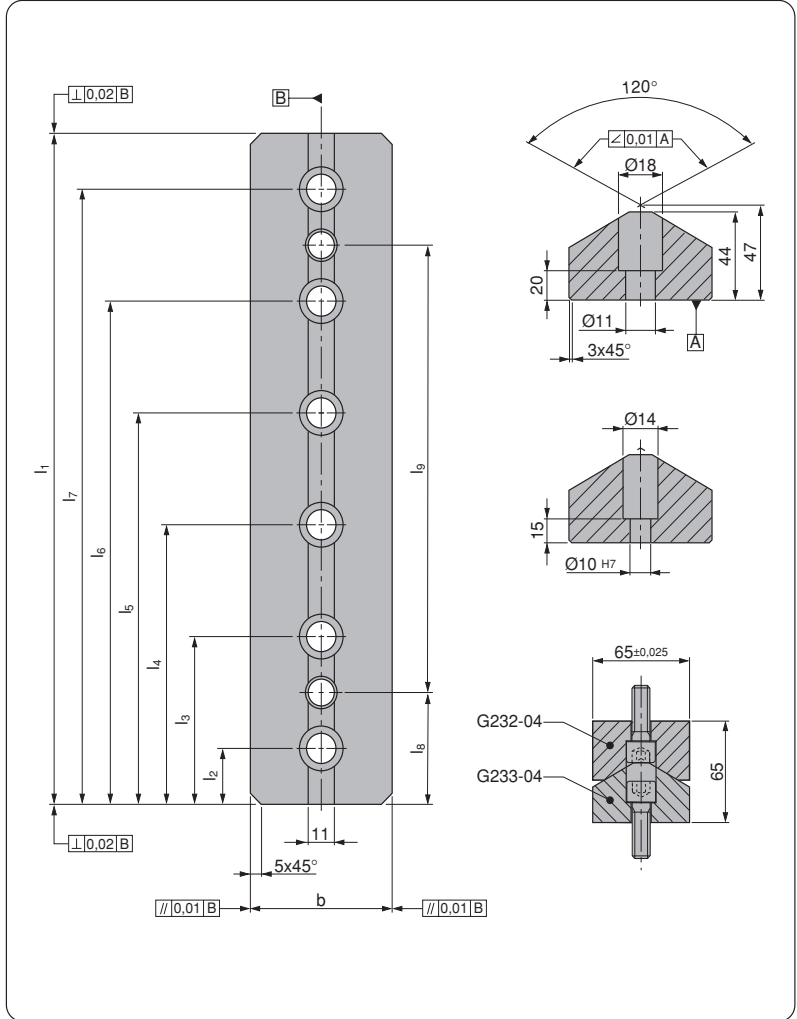


**GSB CODE:G232-04**

Code	b ±0.025	l <sub>1</sub>	l <sub>2</sub>	l <sub>3</sub>	l <sub>4</sub>	l <sub>5</sub>	l <sub>6</sub>	l <sub>7</sub>	l <sub>8</sub> ±0.02	l <sub>9</sub> ±0.01
G232-04-3565100	65	100	20	80	-	-	-	-	40	20
G232-04-3565150	65	150	25	75	125	-	-	-	50	50
G232-04-3565200	65	200	25	75	125	175	-	-	50	100
G232-04-3565250	65	250	25	75	125	175	225	-	50	150
G232-04-3565300	65	300	25	75	125	175	225	275	50	200



Material :  
CK45  
HRC 56 ÷ 60



**GSB CODE:G233-04**

Code	b ±0.025	l <sub>1</sub>	l <sub>2</sub>	l <sub>3</sub>	l <sub>4</sub>	l <sub>5</sub>	l <sub>6</sub>	l <sub>7</sub>	l <sub>8</sub> ±0.02	l <sub>9</sub> ±0.01
G233-04-3565100	65	100	20	80	-	-	-	-	40	20
G233-04-3565150	65	150	25	75	125	-	-	-	50	50
G233-04-3565200	65	200	25	75	125	175	-	-	50	100
G233-04-3565250	65	250	25	75	125	175	225	-	50	150
G233-04-3565300	65	300	25	75	125	175	225	275	50	200





**Die Components  
Kalip Elemanlari  
Normalien**

1

INDEX  
İNDEKS  
STICHWORTVERZEICHNIS

2

LIFTING ELEMENTS  
TAŞIMA ELEMANLARI  
TRAGELEMENTE

3

GUIDE ELEMENTS  
KİLAUVUZ ELEMANLARI  
FÜHRUNGSELEMENTE

4

DIE COMPONENTS  
KALIP ELEMANLARI  
NORMALIEN

5

BMW STANDARDS  
BMW STANDARTLARI  
BMW NORMALIEN

6

FCA STANDARDS  
FCA STANDARTLARI  
FCA NORMALIEN

7

FORD STANDARDS  
FORD STANDARTLARI  
FORD NORMALIEN

8

MERCEDES-BENZ STANDARDS  
MERCEDES-BENZ STANDARTLARI  
MERCEDES-BENZ NORMALIEN

9

OPEL STANDARDS  
OPEL STANDARTLARI  
OPEL NORMALIEN

10

PSA STANDARDS  
PSA STANDARTLARI  
PSA NORMALIEN

11

RENAULT STANDARDS  
RENAULT STANDARTLARI  
RENAULT NORMALIEN

12

VW - AUDI STANDARDS  
VW - AUDI STANDARTLARI  
VW - AUDI NORMALIEN

13

SPRINGS  
YAYLAR  
FEDERN















14

OTHER COMPONENTS  
DİĞER MALZEMELER  
ANDERE KOMPONENTE














15

TECHNICAL DATA  
TEKNİK BİLGİ  
TECHNISCHE INFORMATIONEN















## Index

Contents	Page	Contents	Page
 <p>M301-00 Gage Mekanik Dayamalar Einweiser</p>	4.7	 <p>M301-03 Sensor and Connector Mekanik Dayamalar İçin Sensör ve Konnektörler Inductive Sensor und Steckverbinder</p>	4.14
 <p>M301-01 Gage Hardened Sertleştirilmiş Mekanik Dayamalar Einweiser Gehärtet</p>	4.8	 <p>M302-01 Locating Cone Konik Merkezleme Üniteleri Zentriereinheiten mit Abstimmsscheibe</p>	4.15
 <p>M301-02 Gage for Sensor, Hardened Sertleştirilmiş Kontrol Parçalı Mekanik Dayamalar Einweiser für Teillagekontrolle Gehärtet</p>	4.9	 <p>M303-01 Locating Pins Merkezleme Pimleri Zentrierbolzen</p>	4.16
 <p>M301-12 Gage Hardened Sertleştirilmiş Mekanik Dayamalar Einweiser Gehärtet</p>	4.10	 <p>M303-02 Locating Pins Merkezleme Pimleri Zentrierbolzen</p>	4.16
 <p>M301-05 Gage for Sensor, hardened Sertleştirilmiş Kontrol Parçalı Mekanik Dayamalar Einweiser für Teillagekontrolle Gehärtet</p>	4.11	 <p>M304-06 Air Pins Hava Pimleri Unterluftbolzen</p>	4.17
 <p>M301-04 Gage for Sensor Kontrol Parçalı Mekanik Dayamalar Lagekontrolle für Platinen</p>	4.12	 <p>M304-07 Air Pins Hava Pimleri Unterluftbolzen</p>	4.18
 <p>M301-06 Front Gage Kontrol Parçalı Mekanik Dayamalar Einweiser für Teillagekontrolle Gehärtet</p>	4.13	 <p>M304-08 Air Pins VDI 3002 Hava Pimleri VDI 3002 Unterluftbolzen</p>	4.19














## Index

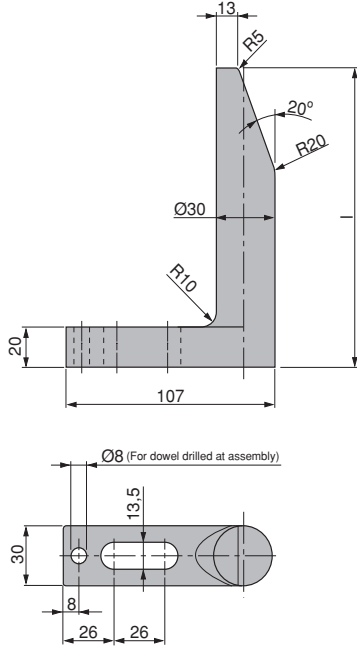
Contents	Page	Contents	Page
 <p><b>M305-04</b> Lifters with gas springs, sleeve and bushes Çıkanıcı Set, gazlı yay, kovan ve bronz grafitli burç Federbolzen</p>	4.20	 <p><b>S511-01</b> Elastomer Cap Poliüretan Tıpa Elastomerdruckstück</p>	4.26
 <p><b>M306-02</b> Pad Retainer Pins VDI 3365 Emniyet Pimleri VDI 3365 Steckbolzen VDI 3365</p>	4.21	 <p><b>M309-04</b> Slide Stop Block Kızak Stoplama Bloğu Schiberanschlag</p>	4.27
 <p><b>M306-03</b> Pad Retainer Pins VDI 3365 Emniyet Pimleri için Amortisör Vulkolonlar Steckbolzen VDI 3365</p>	4.22	 <p><b>M310-01</b> Roller Stock Lifter Makaralı Kollu Kaldırıcılar Federnde Laufrolle</p>	4.28 - 4.29
 <p><b>S510-02</b> Shock Absorber for Pad Retainer Pins Emniyet Pimleri için Amortisör Vulkolonlar Halteelement</p>	4.23	 <p><b>M310-08</b> Roller Group Makaralı Sürücü Üniteler Förderrolle</p>	4.30
 <p><b>M307-01</b> Retainer Bolt Frenleyiciler Zugbolzensatz</p>	4.24	 <p><b>M310-09</b> Coil Support Destek Kolu Abstreifer</p>	4.31
 <p><b>M308-07</b> Air Coupling Bracket Hava Birleştirme Braketleri Luftanschlussbock</p>	4.25	 <p><b>M310-03</b> Roller Group Makaralı Sürücü Üniteler Förderrolle</p>	4.32
 <p><b>M309-02</b> Slide Stop Block Kızak Stoplama Bloğu Schiberanschlag</p>	4.26	 <p><b>M310-04</b> Ball Carriers Bilyalı Taşıyıcılar Kugelrollensystem</p>	4.32

**Index**

Contents	Page	Contents	Page
 <p><b>M310-05</b> Steel Roller Çelik Makaralar Rotella</p>	4.33	 <p><b>M312-08</b> Retainer Bolt Sets Emniyet Cıvata ve Rondela Setleri Zugbolzensatz</p>	4.39
 <p><b>M310-06</b> Plastic Roller Plastik Makaralar Rotella</p>	4.33	 <p><b>M313-01</b> Spacer Tubes Emniyet Setleri İçin Borular Distanzbuchse</p>	4.40
 <p><b>S514-192</b> Elastomer Springs, hollow Delikli Vulkolon Yaylar Elastomerfeder</p>	4.34 - 4.35	 <p><b>M313-02</b> Spacer Tubes Emniyet Setleri İçin Borular Distanzbuchse</p>	4.41
 <p><b>M311-02</b> Pin for Elastomer Springs Elastomer Yaylar İçin Sabitleme Pimleri Aufnahmebolzen</p>	4.36	 <p><b>M313-03</b> Spacer Tubes Emniyet Setleri İçin Borular Distanzbuchse</p>	4.42
 <p><b>M311-05</b> Pin for Elastomer Springs DIN 9835 Elastomer Yaylar İçin Sabitleme Pimleri DIN 9835 Führungsbolzen DIN 9835</p>	4.37	 <p><b>M313-05</b> Washer Rondela Federscheibe</p>	4.43
 <p><b>M313-04</b> Washer for Elastomer Spring Elastomer Yaylar İçin Rondela Federscheibe</p>	4.38	 <p><b>M313-06</b> Washer Rondela Federscheibe</p>	4.44
 <p><b>M312-03</b> Retainer Bolt Sets Emniyet Cıvata ve Rondela Setleri Zugbolzensatz</p>	4.39	 <p><b>M316-01</b> Coupling Plates Kavrama Plakaları Befestigungsplatte</p>	4.45

**Index**

Contents	Page	Contents	Page
 <p>M316-02 Coupling Nut Kavrama Somunlar Kupplungsmutter</p>	4.46	 <p>M319-01 Coupling Clamp Sabitleme Kelepgeleri Befestigungselement</p>	4.52
 <p>M317-04 Key Kama Passfeder</p>	4.47	 <p>M319-01 Sleeve Bilyalı Yatak Führungseinheit</p>	4.52
 <p>M317-05 Key Kama Passfeder</p>	4.48	 <p>M319-02 Spacer Plates, toothed with adjusting plate Dişli Ayar Plakaları Distanzplatte Gezahnt</p>	4.53
 <p>M317-07 Key Kama Passfeder</p>	4.49	 <p>M320-03 Cam Pad Guide Wear Plate Kam Hareket Mesafesi Ayar Plakaları Führung für Ziehkissen</p>	4.54
 <p>M317-10 Key Kama Passfeder</p>	4.50	 <p>M320-07 Positive Return Plate, steel Zorunlu Dönüş Destek Plakaları Zwangsrückholer</p>	4.55
 <p>M318-07 Cylindrical Stop Block Silindirik Stoplama Bloğu Abstandsblock</p>	4.51	 <p>M321-01 Spacing Bar Boşluk Ayarı İçin Profil Abstellbolzen</p>	4.56
 <p>M318-08 Shim Boşluk Ayar Plakası Ausgleichscheib</p>	4.51		



Material :  
CK45  
Forged

**GSB CODE:M301-00**

Code	l
M301-00-065	65
M301-00-090	90
M301-00-120	120
M301-00-150	150
M301-00-180	180
M301-00-250	250
M301-00-300	300
M301-00-350	350

If special lenght "l" is given by the customer ( $l_{max} \leq 350$  mm)

Code	l
M301-00-???	???

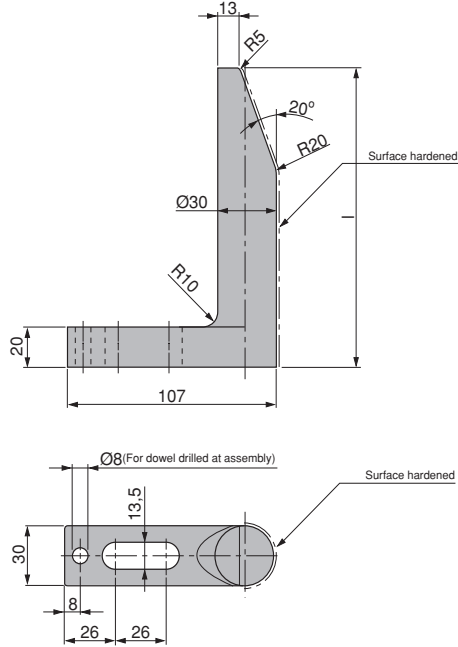
**Order Example:**

l=165

Order Code:**M301-00-165**



Material :  
CK45  
Forged  
Hardened  
HRC 50 ÷ 55



**GSB CODE:M301-01**

Code	l
M301-01-065	65
M301-01-090	90
M301-01-120	120
M301-01-150	150
M301-01-180	180
M301-01-250	250
M301-01-300	300
M301-01-350	350

If special length "l" is given by the customer ( $l_{max} \leq 350$  mm)

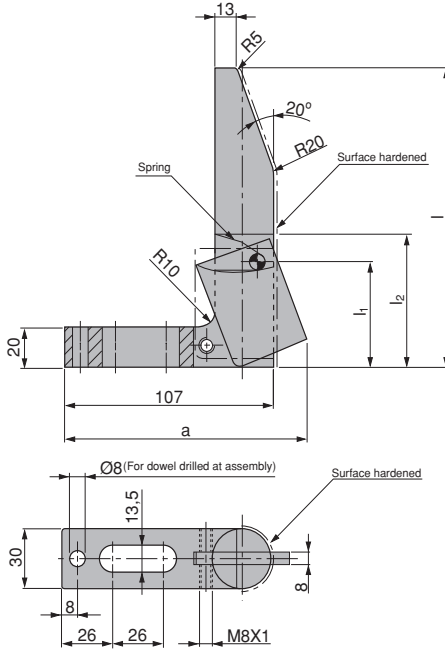
Code	l
M301-01-???	???

**Order Example:**

l=165

Order Code:**M301-01-165**





Material :  
CK45  
Forged  
Hardened  
HRC 50 ÷ 55

**GSB CODE:M301-02**

Code	l	l <sub>1</sub>	l <sub>2</sub>	a
M301-02-120	120	56	70	120
M301-02-150	150	56	70	120
M301-02-180	180	107	120	124
M301-02-250	250	107	120	124

If special length "l" is given by the customer (l<sub>max</sub> ≤ 250 mm)

Code	l	l <sub>1</sub>	l <sub>2</sub>	a
M301-02-???	121 ÷ 179	56	70	120
M301-02-???	181 ÷ 249	107	107	124

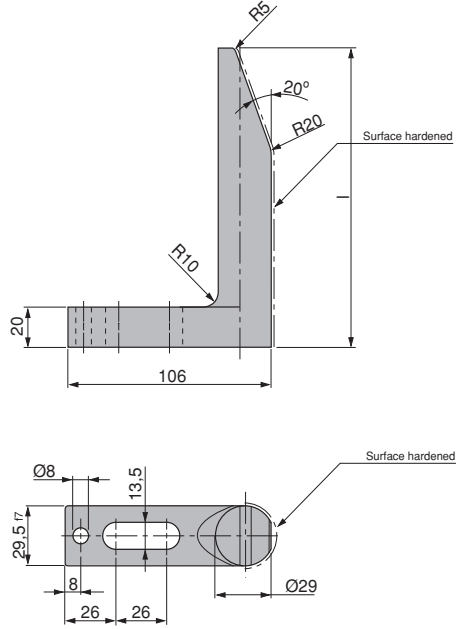
**Order Example:**

l=165

Order Code:**M301-02-165**

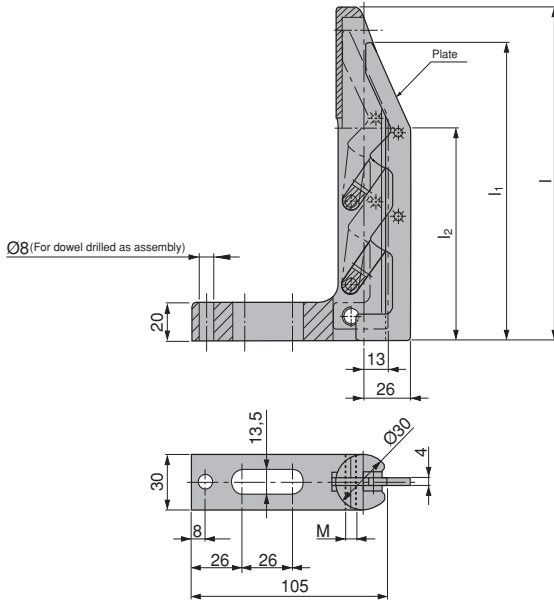


Material :  
CK45  
Forged  
Hardened  
HRC 58 ÷ 60



**GSB CODE:M301-12**

Code	l
M301-12-065	65
M301-12-090	90
M301-12-120	120
M301-12-150	150
M301-12-180	180
M301-12-250	250
M301-12-300	300
M301-12-350	350



Material (Gage) :  
Forged  
CK45

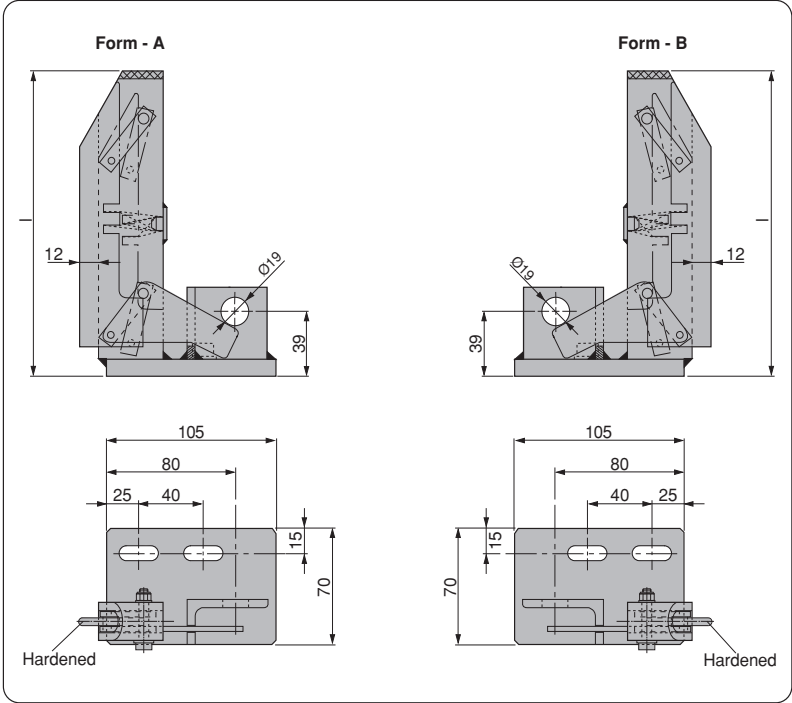
Material (Plate) :  
St 52  
Hardened  
HRC 58 ± 60

**GSB CODE:M301-05**

Code	l	l <sub>1</sub>	l <sub>2</sub>	M
M301-05-120-001	120	113	78	M8x1
M301-05-120-002	120	113	78	M12x1
M301-05-150-001	150	130	90	M8x1
M301-05-150-002	150	130	90	M12x1
M301-05-180-001	180	160	114	M8x1
M301-05-180-002	180	160	114	M12x1
M301-05-250-001	250	160	114	M8x1
M301-05-250-002	250	160	114	M12x1
M301-05-250-003	250	230	184	M8x1
M301-05-250-004	250	230	184	M12x1

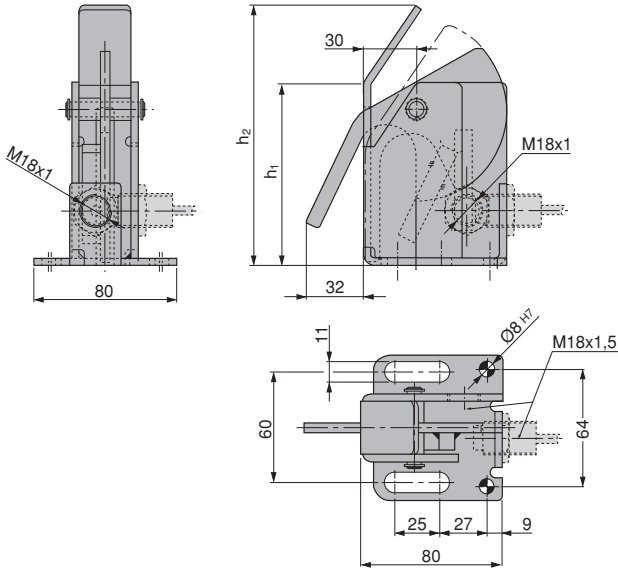


Material :  
Steel



**GSB CODE:M301-04**

Code	Form	l
M301-04-0145001	A	145
M301-04-0145002	B	145
M301-04-0185003	A	185
M301-04-0185004	B	185
M301-04-0225005	A	225
M301-04-0225006	B	225



Material :  
Steel

Sensor not included.

**GSB CODE:M301-06**

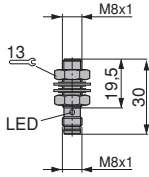
Code	h <sub>1</sub>	h <sub>2</sub>
M301-06-075-117	75	117
M301-06-100-142	100	142
M301-06-150-192	150	192



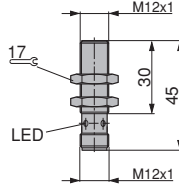
Manufactured  
Balluff

**SENSORS**

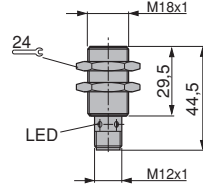
**M301-03-01-001**



**M301-03-01-002**

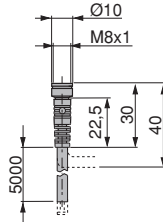


**M301-03-01-003**

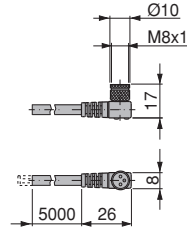


**CONNECTORS**

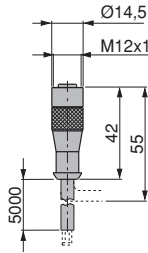
**M301-03-02-001**



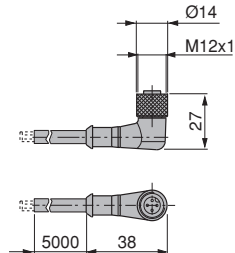
**M301-03-02-002**



**M301-03-02-003**



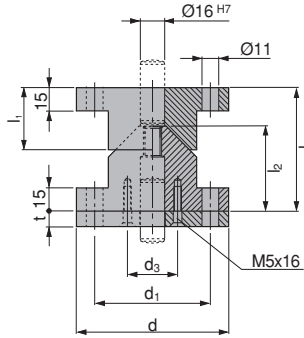
**M301-03-02-004**



**GSB CODE:M301-03**

**TECHNICAL DATA**

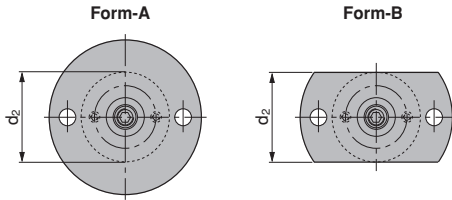
Order Code	<b>M301-03-01-001</b>	<b>M301-03-01-002</b>	<b>M301-03-01-003</b>
Rated operational voltage Ue	24 V DC	24 V DC	24 V DC
Supply voltage Ub	10...30 V DC	10...30 V DC	10...30 V DC
No load supply current to max.	<9 mA	<10 mA	<8 mA
Of state current Ir	<20 $\square$ A	50 $\square$ A	<50 $\square$ A
Repat accuracy R	<%5	<%5	<%5
Ambient temperature range Ta	-25...+70° C	-25...+85° C	-25...+70° C
Frequency of operating cycles f	3000 Hz	2000 Hz	1000 Hz
Degree of protection per IEC 60529	IP 68	IP 68	IP 67
Housing Material	Stainless Steel	Stainless Steel	CuZn, Nickel Plate
Connection	Connector	Connector	Connector



Material (Cone) :  
16MnCr5  
Hardened  
HRC : 60 ÷ 64

Material (Shim Plate) :  
CK45

Screws not included.

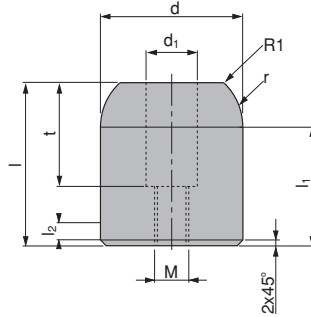


**GSB CODE:M302-01**

Code	Form	d	d <sub>1</sub>	d <sub>2</sub>	d <sub>3</sub>	l ±0,05	l <sub>2</sub>	t
M302-01-100-001	A	100	76	58	40,5	80	55	10,5
M302-01-100-002	B	100	76	58	40,5	80	55	10,5
M302-01-120-001	A	120	96	78	50,5	90	65	10,5
M302-01-120-002	B	120	96	78	50,5	90	65	10,5



Material :  
16MnCr5  
Hardened  
HRC : 60 ÷ 64

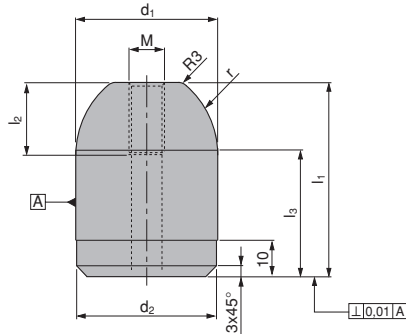


**GSB CODE:M303-01**

Code	d j6	d <sub>1</sub> +0.2	l	l <sub>1</sub>	l <sub>2</sub>	M	r	t
M303-01-022045	22	14	45	37,5	8	M10	12,5	25
M303-01-032050	32	18	50	40	10	M12	20	35
M303-01-040055	40	18	55	40	10	M12	20	35
M303-01-050055	50	18	55	40	10	M12	20	35



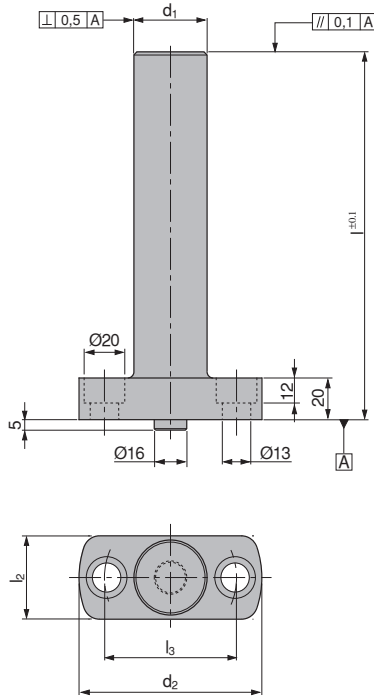
Material :  
16MnCr5  
Hardened  
HRC : 60 ÷ 64



**GSB CODE:M303-02**

Code	d <sub>1</sub> h6	d <sub>2</sub> -0.05	l <sub>1</sub> +0.2	l <sub>2</sub> +0.2	l <sub>3</sub> +0.2	M +0.2	r +0.2
M303-02-022045	22	22	45	16	35	M8	15
M303-02-022055	22	22	55	16	45	M8	15
M303-02-032050	32	32	50	20	37,5	M10	20
M303-02-040055	40	40	55	20	35	M10	25
M303-02-040065	40	40	65	20	45	M10	25
M303-02-040085	40	40	85	20	65	M10	25
M303-02-050055	50	50	55	20	41,25	M10	25
M303-02-056080	56	56	80	20	60	M10	30





Material :  
CK45  
800 ÷ 1000 N/mm<sup>2</sup>  
Forged

l is given by the customer.

Maximum lenght 360

**GSB CODE: M304-06**

Code	$d_1$	$d_2$	$l_2$	$l_3$	l	Max Load kN
M304-06-036-l	36	90	40	65	???	50
M304-06-045-l	45	100	50	75	???	70

**Order Example:**

$d_1=36$  and  $l=205$

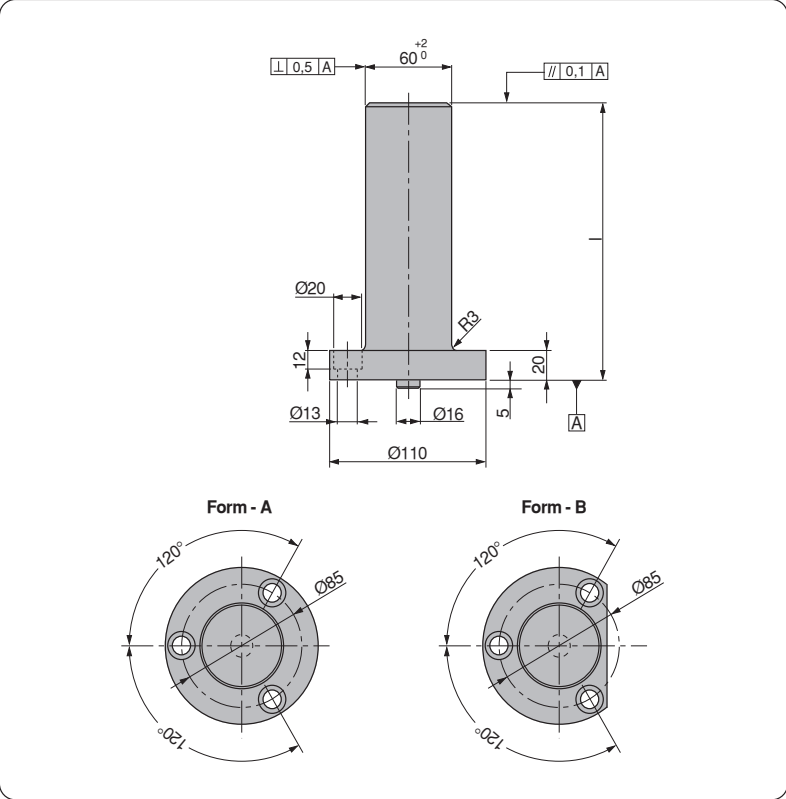
Order Code: **M304-06-036-205**



Material :  
CK45  
800 ÷ 1000 N/mm<sup>2</sup>  
Forged

l is given by the customer.

Maximum length 400



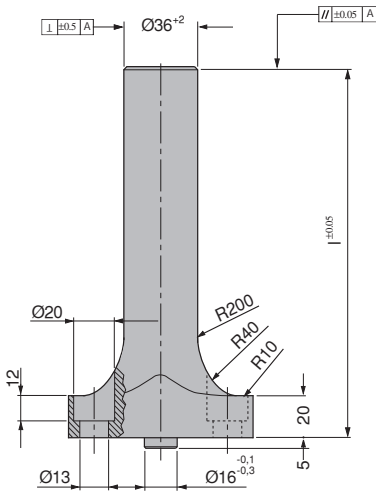
**GSB CODE: M304-07**

Code	Form	l	Max Load
		±0.05	kN
M304-07-00-l	A	???	80
M304-07-01-l	B	???	80

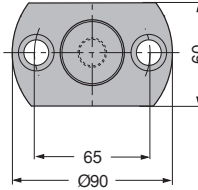
Order Example:

Form=A and l=205

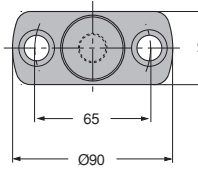
Order Code: M304-07-00-205



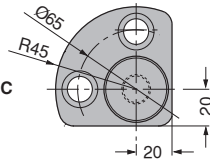
**Form-A**



**Form-B**



**Form-C**



Material :  
CK45 / CrMo4  
800 ÷ 1000 N/mm<sup>2</sup>  
Forged

Lenght (l) is given by the customer;

Maximum lenght 360

**GSB Code: M304-08**

VW Code	Form	l	Max Load kN
M304-08-00-l	A	???	50
M304-08-01-l	B	???	50
M304-08-02-l	C	???	50

**Order Example:**

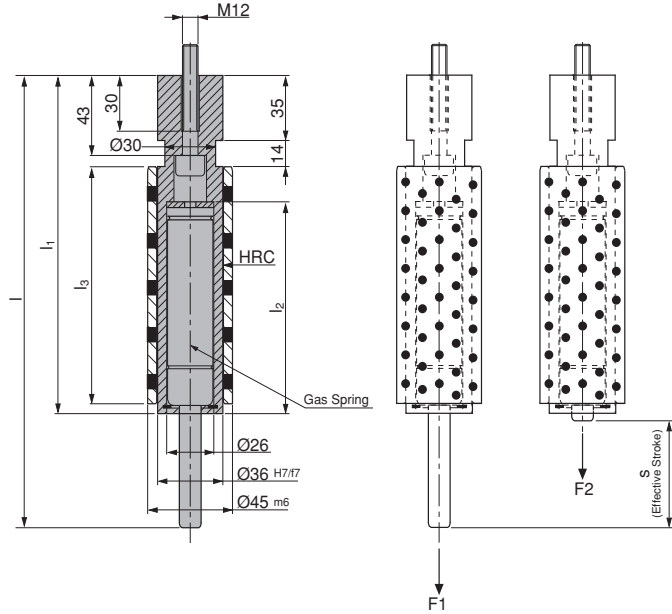
Form=A and l=205

Order Code: **M304-08-00-205**



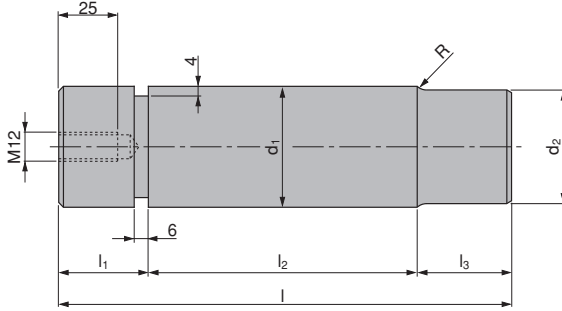
Material (Sleeve):  
CK45  
Hardened  
HRC 58 ÷ 62

Material (Bushes):  
Bronze with Non-Liquid Lubricant  
HB ≥ 190



**GSB CODE:M305-04**

Code	F1 (daN)	F2 (daN)	l	l <sub>1</sub>	l <sub>2</sub>	l <sub>3</sub>	s
M305-04-50050	50	68	240	182	118	115	50
M305-04-50100	100	136	240	182	118	115	50
M305-04-50150	150	204	240	182	118	115	50
M305-04-50200	200	272	240	182	118	115	50
M305-04-65050	50	68	274	200	135	145	65
M305-04-65100	100	136	274	200	135	145	65
M305-04-65150	150	204	274	200	135	145	65
M305-04-65200	200	272	274	200	135	145	65
M305-04-80050	50	68	314	220	155	170	80
M305-04-80100	100	136	314	220	155	170	80
M305-04-80150	150	204	314	220	155	170	80
M305-04-80200	200	272	314	220	155	170	80



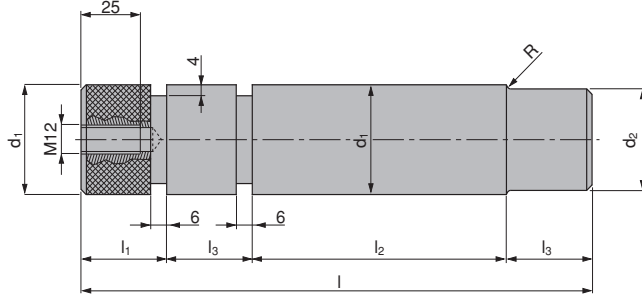
Material :  
42CrMo5  
800 ÷ 1000 N/mm<sup>2</sup>

**GSB CODE:M306-02**

Code	$d_1$ e8	$d_2$ +0.05	$l$	$l_1$	$l_2$	$l_3$	$r$	Dynamic load (kg)
M306-02-032105	32	29	105	22	58	25	4	500
M306-02-032122	32	29	122	22	75	25	4	500
M306-02-040139	40	37	139	32	75	32	5	750
M306-02-040159	40	37	159	32	95	32	5	750
M306-02-050167	50	47	167	32	95	40	6	1250
M306-02-050192	50	47	192	32	120	40	6	1250
M306-02-063202	63	60	202	32	120	50	6	2500
M306-02-063237	63	60	237	32	155	50	6	2500



Material :  
42CrMo5  
800 ÷ 1000 N/mm<sup>2</sup>



**GSB CODE:M306-03**

Code	d <sub>1</sub> e8	d <sub>2</sub> +0,05	l	l <sub>1</sub>	l <sub>2</sub>	l <sub>3</sub>	r	Dynamic load (kg)
M306-03-032130	32	29	130	22	58	25	4	500
M306-03-032147	32	29	147	22	75	25	4	500
M306-03-040171	40	37	171	32	75	32	5	750
M306-03-040191	40	37	191	32	95	32	5	750
M306-03-050207	50	47	207	32	95	40	6	1250
M306-03-050232	50	47	232	32	120	40	6	1250
M306-03-063252	63	60	252	32	120	50	6	2500
M306-03-063287	63	60	287	32	155	50	6	2500

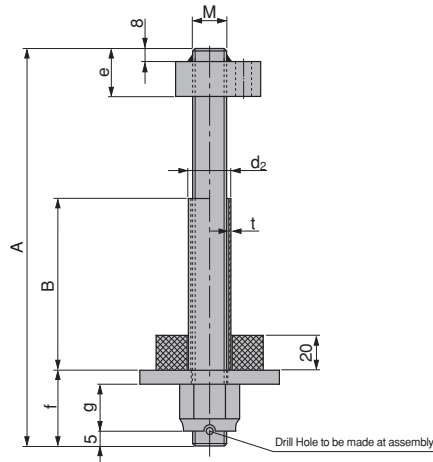
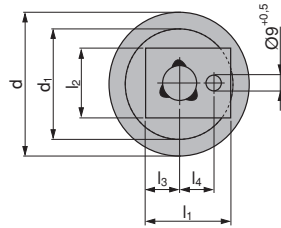




Material (Sleeve):  
Steel Grade 8.8  
Elastomer 92 Sh

A and B are given by the customer.

Respect the max. load.



**GSB CODE:**M307-01

Code	M	d	d <sub>1</sub>	d <sub>2</sub>	e	f	g	l <sub>1</sub>	l <sub>2</sub>	l <sub>3</sub>	l <sub>4</sub> ±0.5	t	Max. Load (Kg)
M307-01-16AAABBB	M16	65	50	22	28	30	19	50	35	20	20	2	250
M307-01-20AAABBB	M20	82	63	25	28	35	22	50	40	20	20	2	450
M307-01-24AAABBB	M24	105	80	30	28	42	27	50	45	20	20	2.5	750
M307-01-30AAABBB	M30	130	100	38	33	50	33	63	50	28	26	3.5	1250

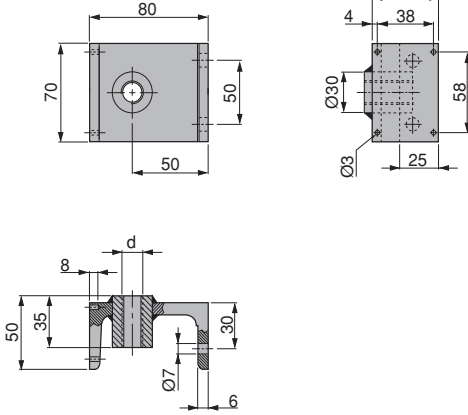
**Order Example:**

**M=20, A= 247 and B=110**

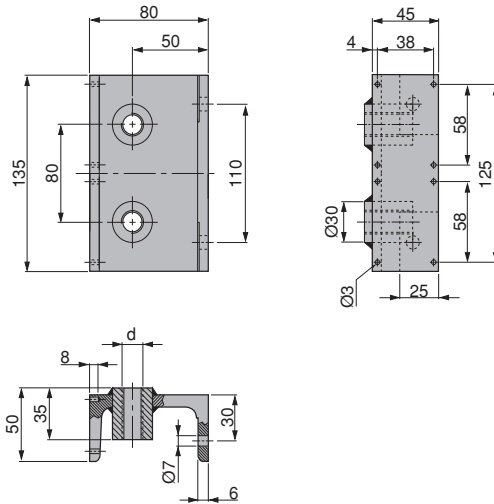
Order Code:**M307-01-20-247110**



Form - A



Form - B



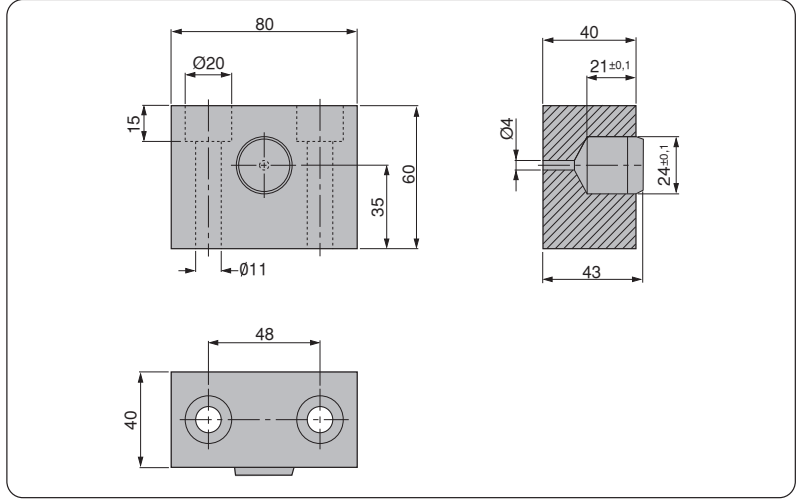
Material :  
St 37

**GSB CODE:M308-07**

Code	Form	d
M308-07-080070	A	G 3/8"
M308-07-080135	B	G 1/4"



Material :  
CK45  
Elastomer 92 Sh



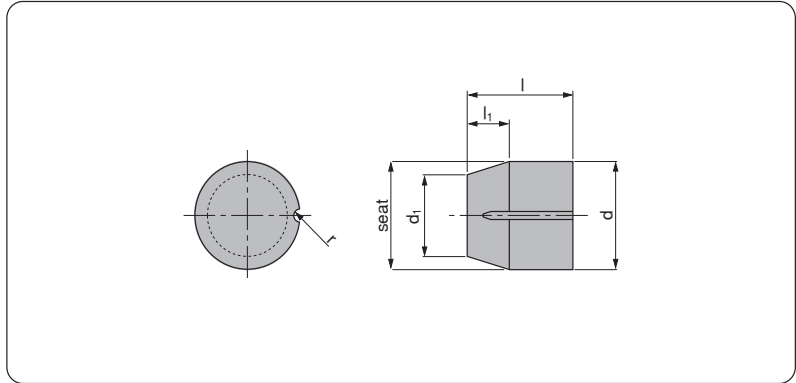
**GSB CODE:**M309-02

Code

M309-02-040080

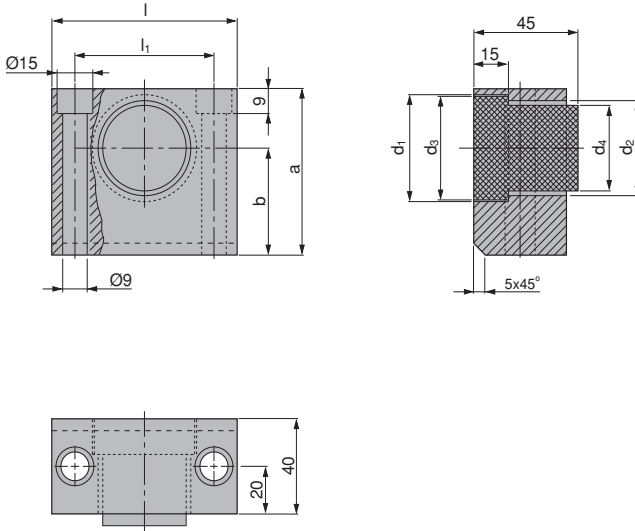



Material :  
Elastomer 92 Shore



**GSB CODE:**S511-01

Code	d +0.3 / +0.5	d <sub>1</sub>	l	l <sub>1</sub>	r	F max. (N)	seat ±0.1
S511-01-006	6	3,6	9,5	4,5	-	100	6
S511-01-010	10	6	15,5	7,5	1	450	10
S511-01-016	16	9,5	25	12	1,5	1500	16
S511-01-024	24	18	25	10	2	3000	24
S511-01-040	40	30	40	16	3	25000	40



Material :  
CK45  
Elastomer 92 Shore

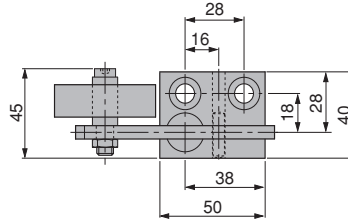
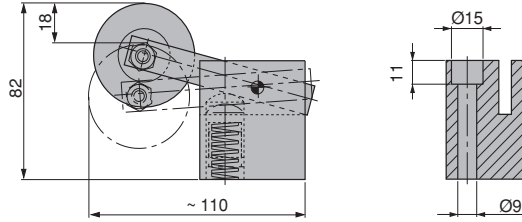
**GSB CODE:M309-04**

Code	a	b	d <sub>1</sub>	d <sub>2</sub>	d <sub>3</sub>	d <sub>4</sub>	l	l <sub>1</sub>	Max. Springs Force
M309-04-040065	60	40	35	30	34	27	65	45	5200 N
M309-04-040075	70	45	45	40	44	36	75	55	9800 N

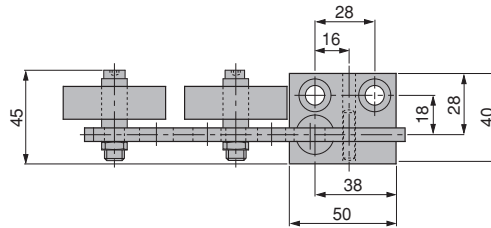
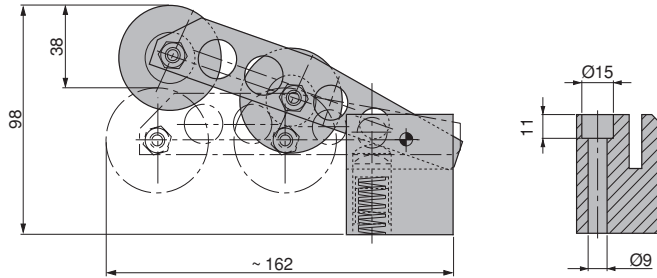


Material :  
Steel

**Form - A**



**Form - B**

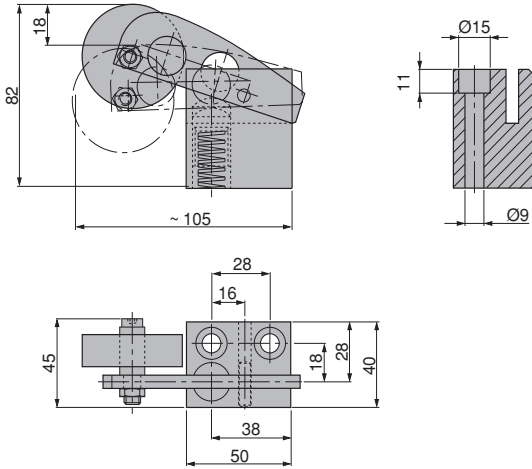


**GSB CODE:M310-01**

Code	Form
M310-01-001	A
M310-01-002	B




Form - C



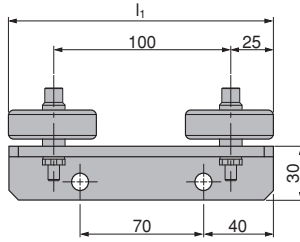
Material :  
Steel

GSB CODE:M310-01

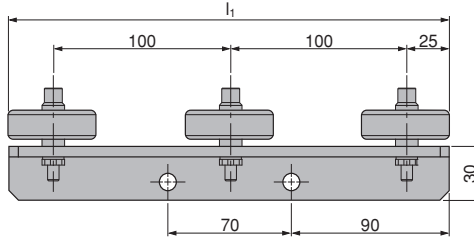
Code	Form
M310-01-003	C



Material :  
Steel

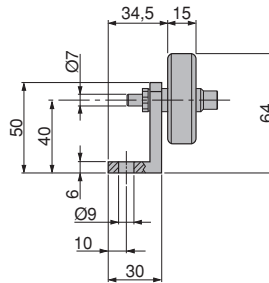
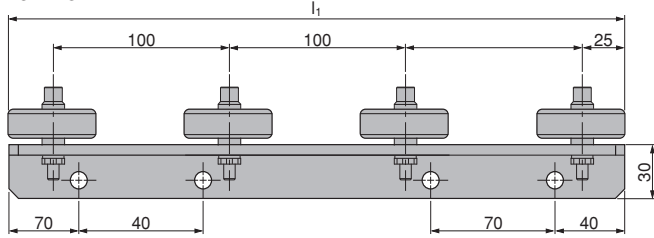


**Form - B**



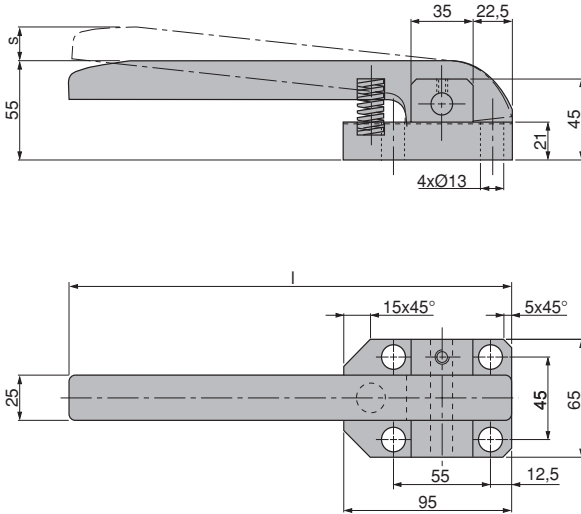
**Form - C**

**Form - A**



**GSB CODE:M310-08**

Code	Form	$l_1$
M310-08-064-150	A	150
M310-08-064-250	B	250
M310-08-064-350	C	350



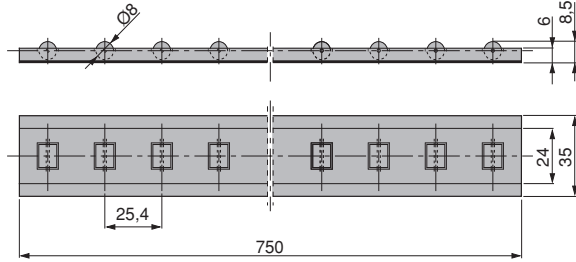
Material :  
CK45  
Bronze HB  $\geq$  190

**GSB CODE:M310-09**

Code	l	s	Spring	Spring Initial Force (N)	Spring Final Force (N)
M310-09-01-001	250	18	TV16044	79	123
M310-09-01-002	250	18	B16044	270	420
M310-09-01-003	300	30	B16044	240	420



Material :  
Steel



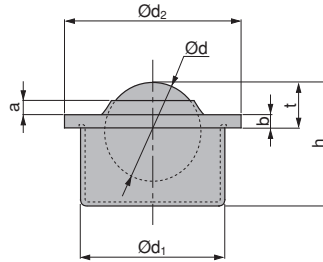
**GSB CODE:M310-03**

Code

M310-03-35750



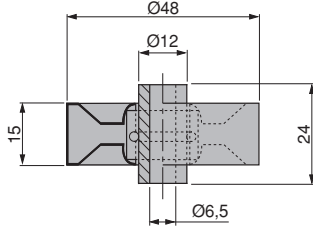
Material :  
Steel



**GSB CODE:M310-04**

Code	a	b	d	d <sub>1</sub>	h	t	Load (KG)
M310-04-0015	3,5	2,8	15	24 ±0,065	21,5	9,5 ±0,2	50
M310-04-0030	4,3	4,0	30	45 ±0,080	37,5	13,8 ±0,3	250



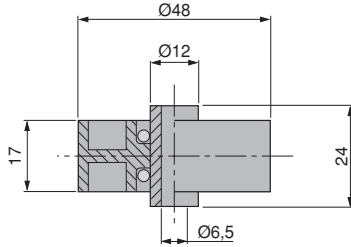


Material :  
Steel

**GSB CODE:M310-05**

Code

M310-05-001



Material :  
Polypropylene

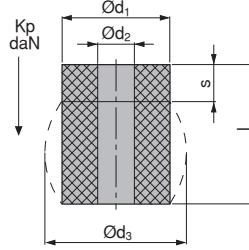
**GSB CODE:M310-06**

Code

M310-06-001

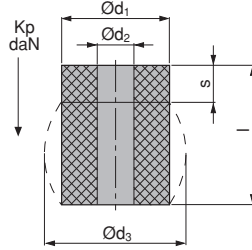


Material :  
Elastomer 92 Sh



**GSB CODE:S514-192**

Code	$d_1$	$d_2$	$l$	$s$	Max. Deflection %30	$d_3$	$K_p$ daN
S514-192-0160016	16	6,5	16	4,8		19	130
S514-192-0160020	16	6,5	20	6		19	130
S514-192-0160025	16	6,5	25	8		19	130
S514-192-0160032	16	6,5	32	10		19	130
S514-192-0200016	20	8,5	16	5		26	200
S514-192-0200020	20	8,5	20	6		26	200
S514-192-0200025	20	8,5	25	8		26	200
S514-192-0200032	20	8,5	32	10		26	200
S514-192-0200040	20	8,5	40	12		26	200
S514-192-0250016	25	10,5	16	5		30	300
S514-192-0250020	25	10,5	20	6		30	300
S514-192-0250025	25	10,5	25	8		30	300
S514-192-0250032	25	10,5	32	10		30	300
S514-192-0250040	25	10,5	40	12		30	300
S514-192-0250050	25	10,5	50	15		30	300
S514-192-0320016	32	13,5	16	5		41	580
S514-192-0320020	32	13,5	20	6		41	580
S514-192-0320025	32	13,5	25	8		41	580
S514-192-0320032	32	13,5	32	10		41	580
S514-192-0320040	32	13,5	40	12		41	580
S514-192-0320050	32	13,5	50	15		41	580
S514-192-0320063	32	13,5	63	19		41	580
S514-192-0400020	40	13,5	20	6		50	1200
S514-192-0400025	40	13,5	25	8		50	1200
S514-192-0400032	40	13,5	32	10		50	1200
S514-192-0400040	40	13,5	40	12		50	1200
S514-192-0400050	40	13,5	50	15		50	1200
S514-192-0400063	40	13,5	63	19		50	1200
S514-192-0400080	40	13,5	80	24		50	1200
S514-192-0500025	50	17	25	8		62	1700
S514-192-0500032	50	17	32	10		62	1700
S514-192-0500040	50	17	40	12		62	1700
S514-192-0500050	50	17	50	15		62	1700
S514-192-0500063	50	17	63	19		62	1700
S514-192-0500080	50	17	80	24		62	1700
S514-192-0500100	50	17	100	30		62	1700



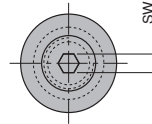
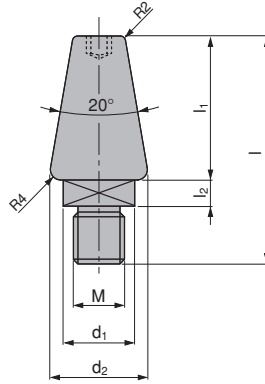
Material :  
Elastomer 92 Sh

**GSB CODE:S514-192**

Code	d <sub>1</sub>	d <sub>2</sub>	l	s	Max. Deflection 30%	
					d <sub>3</sub>	Kp daN
S514-192-0630032	63	17	32	10	78	2500
S514-192-0630040	63	17	40	12	78	2500
S514-192-0630050	63	17	50	15	78	2500
S514-192-0630063	63	17	63	19	78	2500
S514-192-0630080	63	17	80	24	78	2500
S514-192-0630100	63	17	100	30	78	2500
S514-192-0630125	63	17	125	38	78	2500
S514-192-0800040	80	21	40	12	98	4300
S514-192-0800050	80	21	50	15	98	4300
S514-192-0800063	80	21	63	19	98	4300
S514-192-0800080	80	21	80	24	98	4300
S514-192-0800100	80	21	100	30	98	4300
S514-192-0800125	80	21	125	38	98	4300
S514-192-0800160	80	21	160	48	98	4300
S514-192-1000050	100	21	50	15	120	6500
S514-192-1000063	100	21	63	19	120	6500
S514-192-1000080	100	21	80	24	120	6500
S514-192-1000100	100	21	100	30	120	6500
S514-192-1000125	100	21	125	38	120	6500
S514-192-1000160	100	21	160	48	120	6500
S514-192-1250063	125	27	63	19	152	10500
S514-192-1250080	125	27	80	24	152	10500
S514-192-1250100	125	27	100	30	152	10500
S514-192-1250125	125	27	125	37,5	152	10500
S514-192-1250160	125	27	160	48	152	10500
S514-192-1250200	125	27	200	60	152	10500

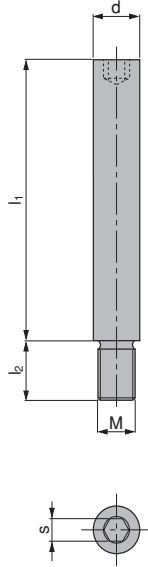


Material :  
CK45



**GSB CODE: M311-02**

Code	M	d <sub>1</sub>	d <sub>2</sub>	l	l <sub>1</sub>	l <sub>2</sub>	SW	Elastomer Ø
M311-02-012056	M12	19	28	56	30	8	6	63
M311-02-016074	M16	22	32	74	40	10	8	80 - 100
M311-02-020100	M20	28	38	100	55	15	10	125 - 140




Material :  
CK45

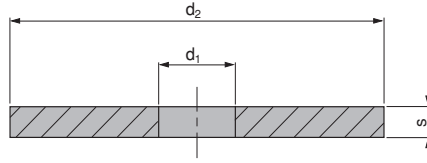
Order Example:  
M=10, l<sub>1</sub>= 50  
Order Code: M311-05-10050

**GSB CODE: M311-05**

d	M	l <sub>1</sub>										l <sub>2</sub>	s	
6	M4	20	25	32	-	-	-	-	-	-	-	-	6	3
8	M6	20	25	32	40	50	-	-	-	-	-	-	9	4
10	M8	20	25	32	40	50	63	-	-	-	-	-	15	5
13	M10	-	-	32	40	50	63	80	95	-	-	-	15	6
16	M12	-	-	32	40	50	63	80	95	118	140	-	18	8
20	M16	-	-	32	40	50	63	80	95	118	140	-	25	10
25	M20	-	-	32	40	50	63	80	95	118	140	180	30	14

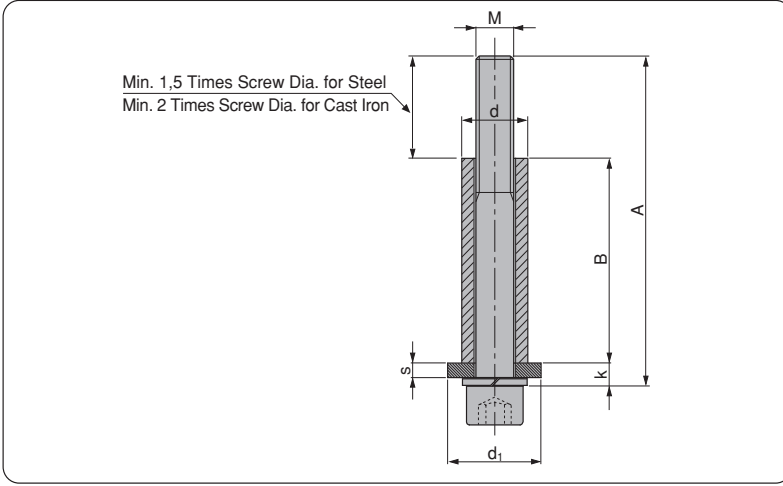


Material :  
CK45



**GSB CODE:M313-04**

Code	d <sub>1</sub>	d <sub>2</sub>	s	Elastomer Ø
M313-04-020004	20	6,5	4	16
M313-04-025004	25	8,5	4	20
M313-04-030005	30	10,5	5	25
M313-04-040005	40	13,5	5	32
M313-04-050005	50	13,5	5	40
M313-04-060006	60	16,5	6	50
M313-04-080006	80	16,5	6	63
M313-04-100008	100	20,5	8	80
M313-04-120008	120	20,5	8	100
M313-04-150008	150	26	8	125



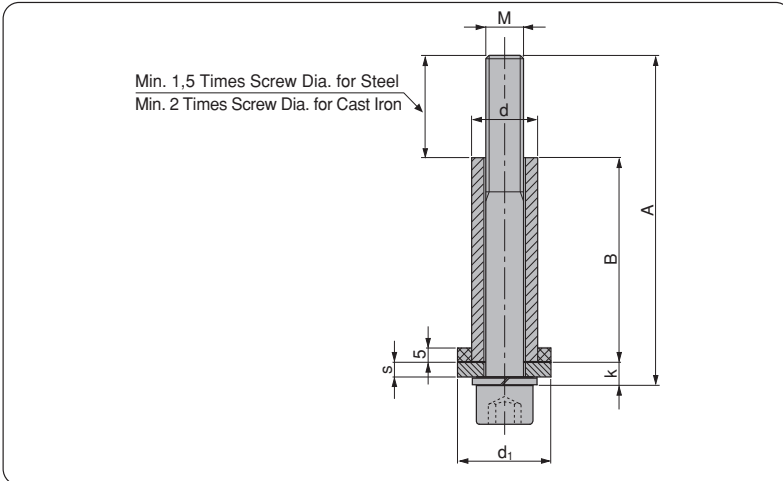
Material :  
Steel  
Screw DIN 912 8.8

A and B are given by the customer.

**Order Example:**  
M=12, A= 110 and B=76  
Order Code: **M312-03-12110076**

**GSB CODE: M312-03**

Code	d	d <sub>1</sub>	k	M	s	Max. Load (KG)
M312-03-10AAABBB	16x2,5	25	6,5	M10	4	100
M312-03-12AAABBB	20x3,5	30	8,5	M12	6	150
M312-03-16AAABBB	28x5,5	40	9,5	M16	6	250



Material :  
Screw DIN 912 8.8  
Steel and Elastomer 92 Sh.

A and B are given by the customer.

**Order Example:**  
M=12, A= 110 and B=76  
Order Code: **M312-08-12110076**

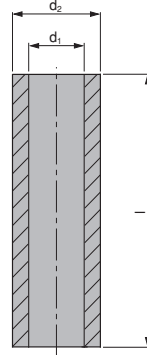
**GSB CODE: M312-08**

Code	d	d <sub>1</sub>	k	M	s	Max. Load (KG)
M312-08-10AAABBB	16x2,5	32	6,5	M10	4	100
M312-08-12AAABBB	20x3,5	36	8,5	M12	6	150
M312-08-16AAABBB	28x5,5	45	9,5	M16	6	250



Material :  
St 037

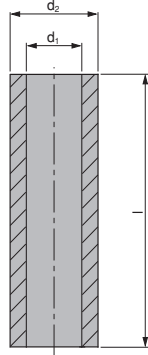
Order Example:  
 $d_2=20, l=120$   
Order Code: **M313-01-020120**



**GSB CODE: M313-01**

$d_1$	$d_2$	Screw	l					
9	13	M8	40	50	63	-	-	-
11	16	M10	40	50	63	-	100	-
13	20	M12	-	50	63	80	100	125
17	25	M16	-	-	63	80	100	125
22	30	M20	-	-	-	80	-	125
26	36	M24	-	-	-	80	100	125





Material :  
St 037

Surface hardened.

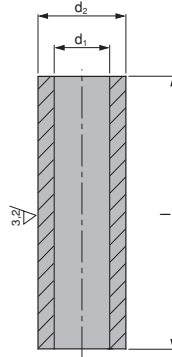
Order Example:  
d<sub>2</sub>=20, l=120  
Order Code: **M313-02-020120**

**GSB CODE:M313-02**

d <sub>1</sub>	d <sub>2</sub>	Screw				l			
9	13	M8	50	63	-	100	-	-	-
11	16	M10	50	63	80	100	125	-	200
13	20	M12	50	63	80	100	125	-	200
17	25	M16	50	63	80	100	125	150	200
22	30	M20	50	63	80	100	125	150	200
26	36	M24	-	-	80	100	125	150	200
32	42	M30	-	-	-	-	-	150	200



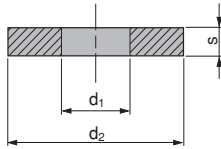
Material :  
St 037  
  
HRC 62 ÷ 65



**Order Example:**  
**d<sub>2</sub>=20, l=120**  
Order Code:**M313-03-020120**

**GSB CODE:M313-03**


d <sub>1</sub>	d <sub>2</sub>	Screw	l ±0,1													
7	10	M6	20	30	40	50	-	63	-	80	-	-	-	-	-	
9	12,5	M8	20	30	40	50	-	63	-	80	-	100	-	-	-	
9	13	M8	20	30	40	50	-	63	-	80	-	100	-	-	-	
11	16	M10	-	30	40	50	60	63	-	80	-	100	125	-	160	200
13	19	M12	-	30	40	50	60	63	-	80	-	100	125	-	-	200
13	20	M12	-	30	40	50	60	63	-	80	-	100	125	-	-	200
17	25	M16	-	-	-	50	60	63	70	80	90	100	125	-	-	200
22	30	M20	-	-	-	-	-	-	70	80	90	100	125	150	-	200
26	36	M24	-	-	-	-	-	-	-	80	-	100	125	150	-	200



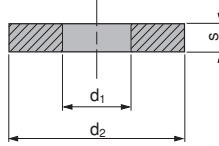
Material :  
CK45

**GSB CODE:M313-05**

Order Code	$d_1$	$d_2$	$s$
M313-05-001	20	8,5	4
M313-05-002	25	10,5	5
M313-05-003	25	13,5	5
M313-05-004	30	13,2	5
M313-05-005	30	13,5	5
M313-05-006	32	12,5	5
M313-05-007	32	12,5	6
M313-05-008	32	13,0	5
M313-05-009	32	13,5	6
M313-05-010	36	10,5	5
M313-05-011	36	13,5	5
M313-05-012	36	16,5	5
M313-05-013	36	20,5	5
M313-05-014	38	17,0	6
M313-05-015	40	13,5	5
M313-05-016	45	20,5	5
M313-05-017	45	21,0	8
M313-05-018	55	10,5	5
M313-05-019	55	13,5	5
M313-05-020	55	20,5	5
M313-05-021	55	25,0	10
M313-05-022	55	25,5	5
M313-05-023	55	30,5	5
M313-05-024	60	12,5	5
M313-05-025	60	16,5	5
M313-05-026	75	12,5	5
M313-05-027	75	16,5	5
M313-05-028	90	16,5	5
M313-05-029	90	21,0	5
M313-05-030	120	21,0	5

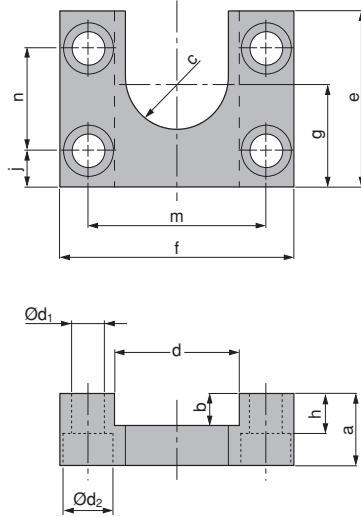


Material :  
CK45  
Hardened  
HRC 45 ÷ 50



**GSB CODE:M313-06**

Order Code	d <sub>1</sub>	d <sub>2</sub>	s
M313-06-001	17	6,4	3
M313-06-002	23	8,4	4
M313-06-003	26	10,5	4
M313-06-004	30	13	5
M313-06-005	35	17	4
M313-06-006	35	17	5
M313-06-007	35	17	6
M313-06-008	42	21	8
M313-06-009	46	21	6
M313-06-010	46	25	10
M313-06-011	55	25	10



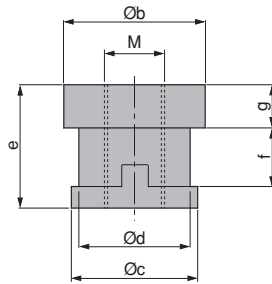
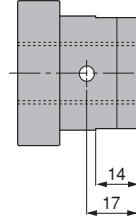
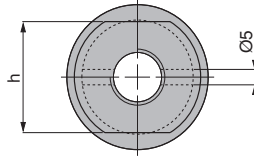
Material :  
CK45

**GSB CODE:M316-01**

Order Code	a	b	c	d	d <sub>1</sub>	d <sub>2</sub>	e	f	g	h	j	m	n	Screw
M316-01-001	25	11	14	38	11	17	50	80	30	15	11,5	57	27	M10
M316-01-002	32	15	20	50	13	20	55	100	35	20	12,5	75	30	M12
M316-01-003	40	20	25	60	17	26	65	120	45	24	16	88	33	M16
M316-01-004	45	20	33	80	21	32	100	150	64	19	18	114	64	M20

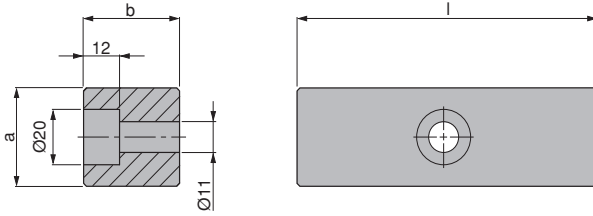


Material :  
CK45



**GSB CODE:**M316-02

Order Code	b	c	d	e	f	g	h	l	M	Air Cyl. Bore Size ø
M316-02-001	35	30	25	30	16	10	24	-	M10x1,25	32
M316-02-002	35	30	25	30	16	10	24	24	M12x1,25	40
M316-02-003	47	42	37	40	19	14	36	36	M16x1,5	50, 63
M316-02-004	47	42	37	40	19	14	36	36	M20x1,5	80, 100
M316-02-005	47	42	37	40	19	14	36	36	M27x2,0	125
M316-02-006	57	52	47	50	24	19	46	45	M36x2,0	160, 200
M316-02-007	76	64	59	76	50	19	60	55	M42x2,0	250



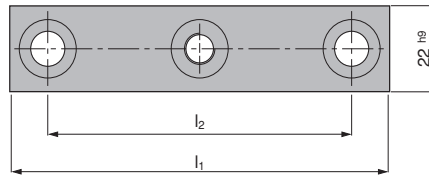
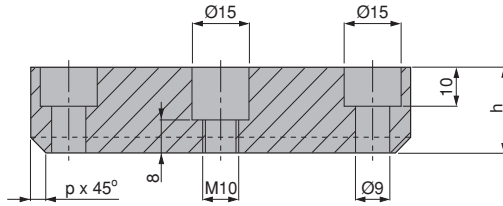
Material :  
CK45

**GSB CODE:M317-04**

Order Code	a	b	l
M317-04-2525080	25 <small>h11</small>	25	80
M317-04-2525125	25	25	125
M317-04-3030080	30	30	80
M317-04-3030125	30	30	125
M317-04-2534090	34	25	90



Material :  
CK45

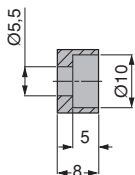
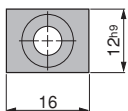


**GSB CODE:**M317-05

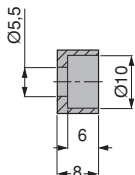
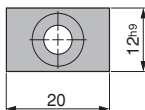
Order Code	$l_1$	$l_2$	$h$	$p$
M317-05-014050	50	32	14	-
M317-05-014080	80	50	14	-
M317-05-014100	100	80	14	-
M317-05-014125	125	100	14	-
M317-05-022050	50	32	22	4
M317-05-022080	80	50	22	4
M317-05-022100	100	80	22	4
M317-05-022125	125	100	22	4
M317-05-040050	50	32	40	4
M317-05-040080	80	50	40	4
M317-05-040100	100	80	40	4
M317-05-040125	125	100	40	4



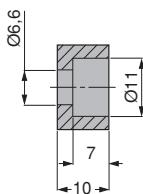
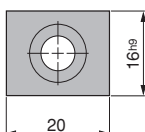
**Form - A**



**Form - B**



**Form - C**



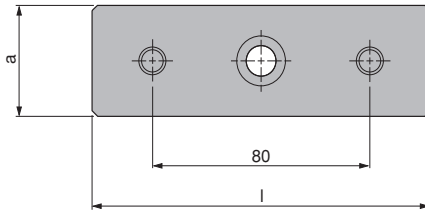
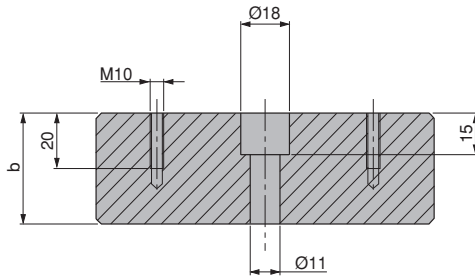
Material :  
CK45

**GSB CODE:M317-07**

Order Code	Form
M317-07-012016	A
M317-07-012020	B
M317-07-016020	C

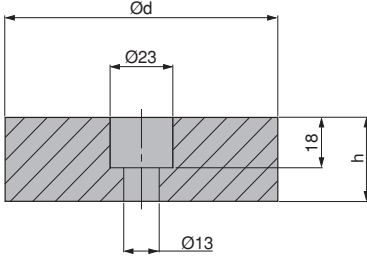


Material :  
CK45



**GSB CODE:M317-10**


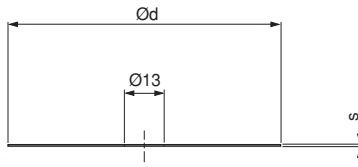
Order Code	a	b	l
M317-10-42125	42	40	125
M317-10-50135	50	48	135
M317-10-50220	50	48	220



Material :  
42CrMo4  
Hardened  
HRC 46 ÷ 48

**GSB CODE:M318-07**

Code	d	h
M318-07-080025	80	25
M318-07-080030	80	30
M318-07-100025	100	25
M318-07-100030	100	30
M318-07-120025	120	25
M318-07-120030	120	30



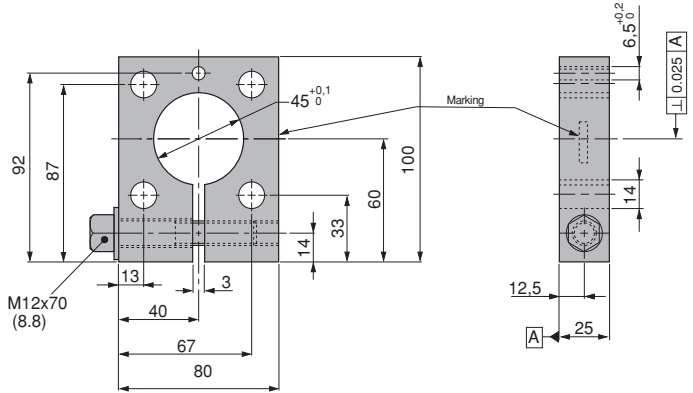
Material :  
Steel or Brass

**GSB CODE:M318-08**

Code	d	h	Material
M318-08-080001	80	0,1	Brass
M318-08-080005	80	0,5	Steel
M318-08-100001	100	0,1	Brass
M318-08-100005	100	0,5	Steel
M318-08-120001	120	0,1	Brass
M318-08-120005	120	0,5	Steel



Material :  
CK45



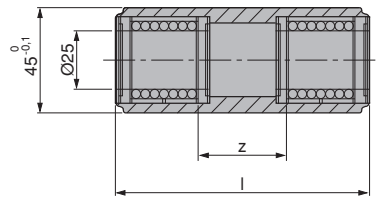
**GSB CODE:**M319-01

Code

M319-01-100080



Material :  
CK45



**GSB CODE:**M319-01

Code

l

z

M319-01-045112

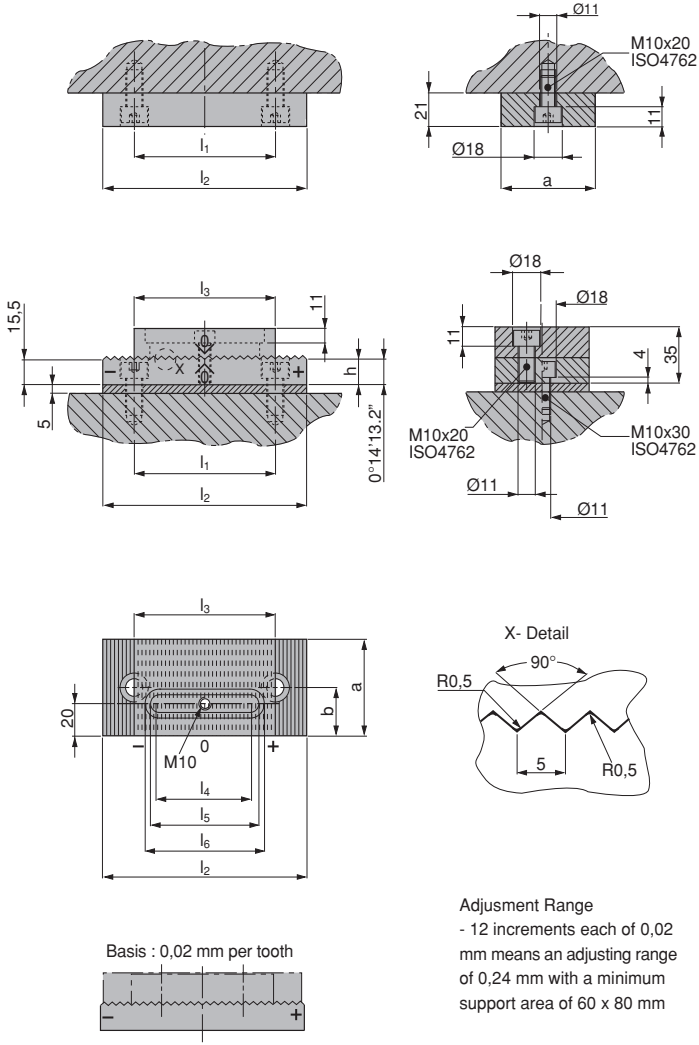
112

40

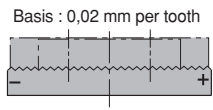
M319-01-045200

200


120



⊗ Basic setting in the middle (grinding-in)  
+ Adjustment to the right - plus  
- Adjustment to the left - minus



Adjustment Range  
- 12 increments each of 0,02 mm means an adjusting range of 0,24 mm with a minimum support area of 60 x 80 mm  
  
- 14 increments each of 0,02 mm means an adjusting range of 0,28 mm with a minimum support area of 100 x 80 mm



Material :  
90MnCrV8  
HRC 58 ÷ 60

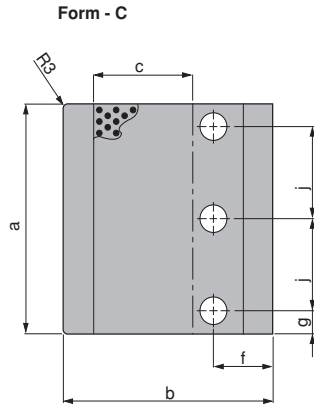
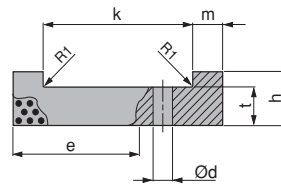
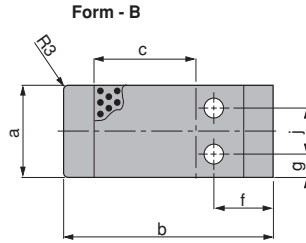
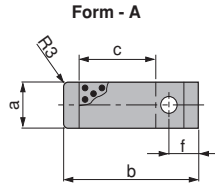

Screws not included.

**GSB CODE:M319-02**

Code	a	b	l <sub>1</sub>	l <sub>2</sub>	l <sub>3</sub>	l <sub>4</sub>	l <sub>5</sub>	l <sub>6</sub>	h
M319-02-060130	60	30	90	130	90	61	72	79	16,04
M319-02-080160	80	40	120	160	110	71	82	89	16,16

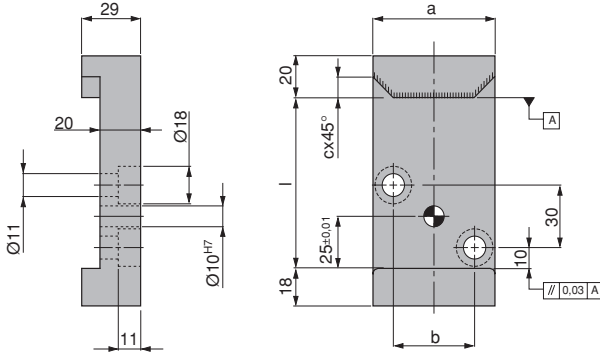


Material :  
Bronze with Non-liquid Lubricant



**GSB CODE:M320-03**

Order Code	Form	a	b	c	d	e	f	g	h	j	k	m	t
		<small>h7</small>								<small>±0,2</small>		<small>-0,1</small>	
M320-03-030070	A	30	70	30	11	40	20	-	17	-	50	10	12
M320-03-030090	A	30	90	50	11	60	20	-	17	-	70	10	12
M320-03-045070	B	45	70	30	11	40	20	11,5	25	22	50	10	15
M320-03-045090	B	45	90	50	11	60	20	11,5	25	22	70	10	15
M320-03-060120	B	60	120	40	13	60	40	15	35	30	80	20	25
M320-03-060140	B	60	140	60	13	80	40	15	35	30	100	20	25
M320-03-060160	B	60	160	80	13	100	40	15	35	30	120	20	25
M320-03-100120	B	100	120	40	18	60	40	15	35	70	80	20	25
M320-03-100140	B	100	140	60	18	80	40	15	35	70	100	20	25
M320-03-100160	B	100	160	80	18	100	40	15	35	70	120	20	25
M320-03-150120	C	150	120	40	18	60	40	15	35	60	80	20	25
M320-03-150140	C	150	140	60	18	80	40	15	35	60	100	20	25
M320-03-150160	C	150	160	80	18	100	40	15	35	60	120	20	25
M320-03-150180	C	150	180	100	18	120	40	15	35	60	140	20	25



Material :  
CK45  
HRC 52 ÷ 54

l is given by the customer.

**Order Example:**  
M=36, a=35, l=110  
Order Code: **M320-07-035110**

**GSB CODE: M320-07**

Order Code	a	b	c
M320-07-035???	35	15	7
M320-07-060???	60	40	10

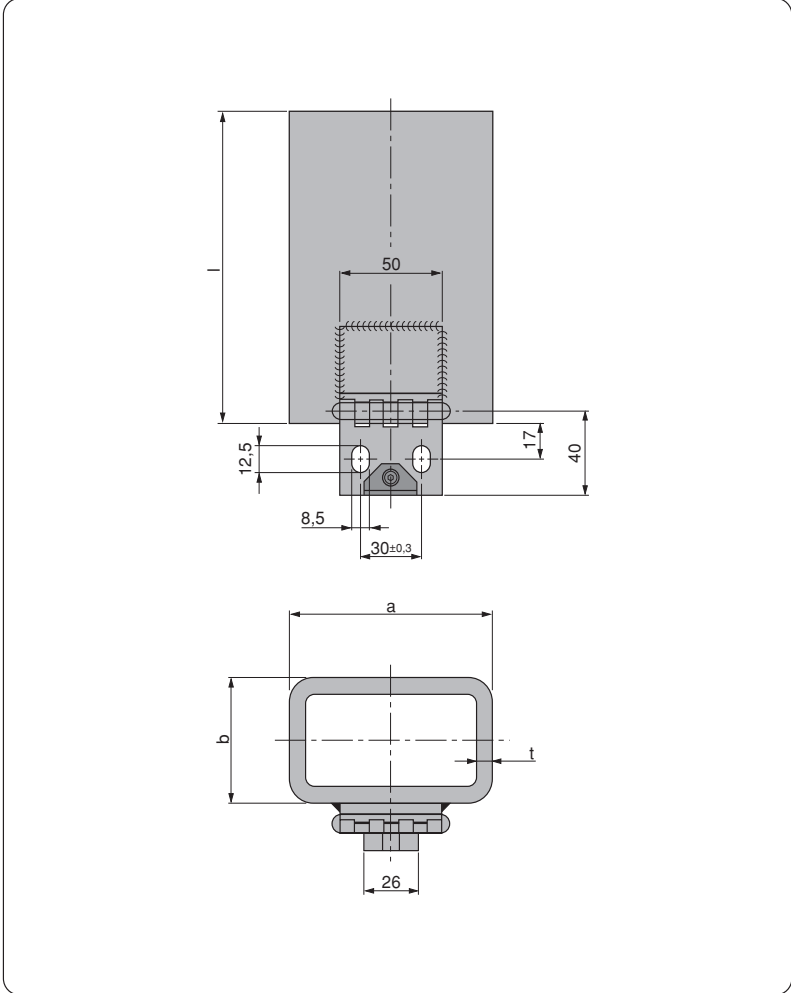


Material :  
St 37  
Hinge AHA  
Polyurethane 68 Sh.

l is given by the customer.

lmax=400

**Order Example:**  
a=100, l=200  
Order Code: M321-01-100200



**GSB CODE:**M321-01

Code	a	b	l	t	Max. Load (KG)
M321-01-070???	70	50	???	3	10.000
M321-01-100???	100	60	???	7-8	30.000





**BMW STANDARDS  
BMW STANDARTLARI  
BMW NORMALIEN**

1

INDEX  
İNDEKS  
STICHWORTVERZEICHNIS

2

LIFTING ELEMENTS  
TAŞIMA ELEMANLARI  
TRAGELEMENTE

3

GUIDE ELEMENTS  
KILAVUZ ELEMANLARI  
FÜHRUNGSELEMENTE

4

DIE COMPONENTS  
KALIP ELEMANLARI  
NORMALIEN

5

BMW STANDARDS  
BMW STANDARTLARI  
BMW NORMALIEN

6

FCA STANDARDS  
FCA STANDARTLARI  
FCA NORMALIEN

7

FORD STANDARDS  
FORD STANDARTLARI  
FORD NORMALIEN

8

MERCEDES-BENZ STANDARDS  
MERCEDES-BENZ STANDARTLARI  
MERCEDES-BENZ NORMALIEN

9

OPEL STANDARDS  
OPEL STANDARTLARI  
OPEL NORMALIEN

10

PSA STANDARDS  
PSA STANDARTLARI  
PSA NORMALIEN

11

RENAULT STANDARDS  
RENAULT STANDARTLARI  
RENAULT NORMALIEN

12

VW - AUDI STANDARDS  
VW - AUDI STANDARTLARI  
VW - AUDI NORMALIEN

13

SPRINGS  
YAYLAR  
FEDERN















14

OTHER COMPONENTS  
DİĞER MALZEMELER  
ANDERE KOMPONENTE










15

TECHNICAL DATA  
TEKNİK BİLGİ  
TECHNISCHE INFORMATIONEN















**Index**

Contents	Page	Contents	Page
 <p>B2 2101 16 Steel Bushes for Lifting Lugs Taşıma Milleri İçin Çelik Burçlar Buchse für Tragbolzen</p>	5.7	 <p>B2 2615 12a Air Pin Hava Pimi Druckbolzen</p>	5.10
 <p>B2 2305 17 Gage Hardened Sertleştirilmiş Mekanik Dayamalar Einweiser Gehärtet</p>	5.7	 <p>B2 2625 11 Retainer Tutucu Plaka Sicherungsplatte</p>	5.11
 <p>B2 2305 22 / B2 2305 23 Gage with panel position sensor, hardened Sertleştirilmiş Kontrol Parçalı Mekanik Dayamalar Einweiser für Teillagekontrolle Gehärtet</p>	5.8	 <p>B2 2625 11 Support Plate Destek Plakası Distanzkappe</p>	5.11
 <p>B2 2305 24 Gage with panel position sensor, hardened Sertleştirilmiş Kontrol Parçalı Mekanik Dayamalar Einweiser für Teillagekontrolle Gehärtet</p>	5.8	 <p>B2 2705 11 Bottoming Block Stoplama Bloğu Abstandsblock</p>	5.12
 <p>B2 2506 12 Hook for hinged gate Kanca Haken</p>	5.9	 <p>B2 2705 11 Bottoming Block Silindirik Stoplama Bloğu Abstandsblock</p>	5.12
 <p>B2 2604 12 Air Pin Hava Pimi Druckbolzen</p>	5.9	 <p>B2 2708 11 Spacer Kalıp Ayırma Bloğu Distanzstück</p>	5.13
 <p>B2 2615 12 Air Pin Hava Pimi Druckbolzen</p>	5.10	 <p>B2 2709 11 Backing Plate Altık Plakası Distanzkappe</p>	5.14





## Index

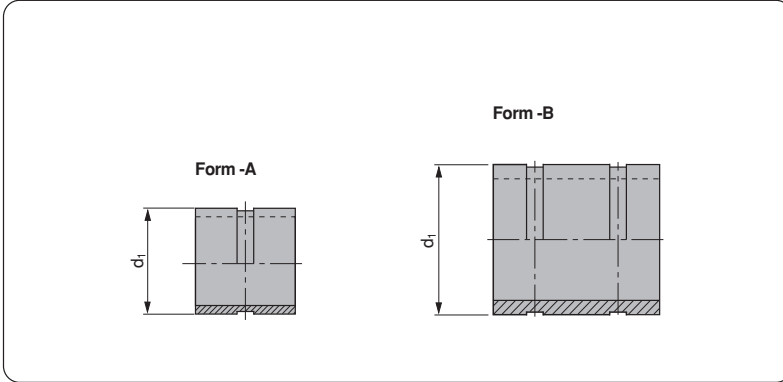
Contents	Page	Contents	Page
 <p>B2 2715 11 Locating Cone Konik Merkezeleme Ünitesi Zentriereinheiten mit Abstimscheibe</p>	5.15	 <p>B2 2933 1 Guide Bushes with collar, self-lubricating Faturalı Grafitli Kılavuz Burçlar Führungsbuchsen mit Bund</p>	5.21
 <p>B2 2715 11 Shim Ayar Plakası Abstimscheibe</p>	5.15	 <p>B2 2960 12 Wear Plates, self-lubricating Grafitli Bronz Kılavuz Plakalar Gleiplatte Bronze mit Festschmierstoff</p>	5.22
 <p>B2 2717 12a / B2 2717 13a Spacer Plates, toothed with adjusting plate Dişli Ayar Plakaları Distanzplatte Gezahnt</p>	5.16	 <p>B2 2960 12 Wear Plates, steel Çelik Kılavuz Plakalar Gleiplatte Stahl mit Festschmierstoff</p>	5.23
 <p>B2 2904 9 Retainer Tutucu Plaka Sicherungsplatte</p>	5.16	 <p>B2 2961 11 Wear Plates, self-lubricating Grafitli Bronz Kılavuz Plakalar Gleiplatte Bronze mit Festschmierstoff</p>	5.24
 <p>B2 2920 1 Guide Post Kılavuz Kolonu Führungssäule</p>	5.17- 5.18	 <p>B2 2961 11 Wear Plates, steel Çelik Kılavuz Plakalar Gleiplatte Stahl mit Festschmierstoff</p>	5.24
 <p>B2 2920 2 Guide Post Kılavuz Kolonu Führungssäule</p>	5.19- 5.20	 <p>B2 2969 11 Removable Die Heels, steel and self-lubricating Grafitli Çelik Kılavuz Plakalar Führungslaschen, Stahl mit Festschmierstoff</p>	5.25
 <p>B2 2920 1 / B2 2920 2 Washer Rondela Federscheibe</p>	5.21	 <p>B2 2975 11 Wear strip with two slide surfaces Bronz Grafitli Kılavuz Plakalar Gleitleiste, mit zwei Gleiflächen</p>	5.25

**Index**

Contents	Page	Contents	Page
 <p>B2 2978 21 "V" Driver, self-lubricating Bronz Grafitli "V" Blok Prismenführungen Bronze mit Festschmierstoff</p>	5.26	 <p>B2 3765 1 Key Kama Passfeder</p>	5.30
 <p>B2 2978 21 "V" Driver, steel "V" Bloklar, çelik Prismenführungen, stahl</p>	5.26	 <p>B2 3925 11 Pin for Elastomer Springs Elastomer Yaylar İçin Sabitleme Pimleri Aufnahmebolzen</p>	5.30
 <p>B2 2978 22 Shim Boşluk Ayar Plakası Ausgleichscheib</p>	5.27	 <p>B2 4010 1 Backing Plate Altlık Plakası Distanzkappe</p>	5.31
 <p>B2 2983 11 Toe Clamp Burç Tutucu Haltestück</p>	5.27	 <p>B2 4010 2 Backing Plate Altlık Plakası Distanzkappe</p>	5.31
 <p>B2 3001 20 Slide Stop Block Kızak Stoplama Bloğu Schieberanschlag</p>	5.28	 <p>B2 4068 2 Locating Pin Merkezlleme Pimi Zentrierbolzen</p>	5.32
 <p>B2 3602 15 Visual Locator Setting Punch İz Zimbasi Stempel f. Entgasungsnoopen</p>	5.29	 <p>B2 4069 1 Key Kama Passfeder</p>	5.32
 <p>B2 3602 15 Shim Boşluk Ayar Plakası Ausgleichscheibe</p>	5.29	 <p>B2 5601 11 Lifting Pins Taşıma Milleri Tragbolzen Mit Fallringsicherung</p>	5.33

## Index

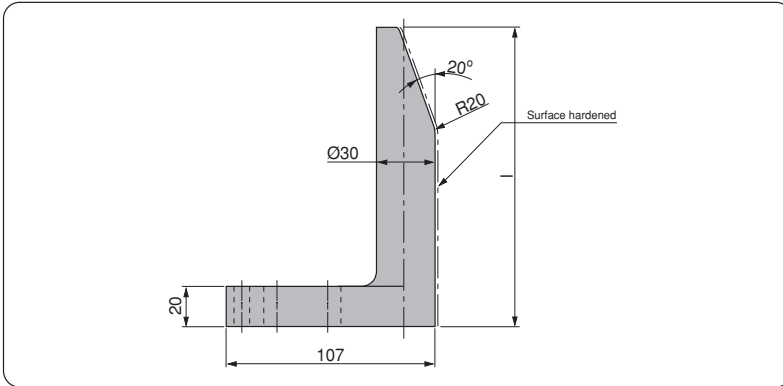
Contents	Page	Contents	Page
 <p>B2 5602 11 Lifting Brackets with Rope Stop Safety Emniyet Plakalı Taşıma Braketleri Tragzapfen Mit Seilsicherung</p>	5.34	 <p>B2 6202 1 Washer Rondela Federschibe</p>	5.40
 <p>B2 5605 11 / B2 5605 11a Lifting Brackets with pins Taşıma Braketleri Tragzapfen</p>	5.35 - 5.36	 <p>B2 6202 1 Washer Rondela Federschibe</p>	5.40
 <p>B2 5605 12 Lifting Pins Taşıma Milleri Tragbolzen Mit Fallringsicherung</p>	5.37	 <p>B2 6202 13 Washer Rondela Federschibe</p>	5.41
 <p>B2 5702 12 Pad Retainer Pins Emniyet Pimleri Steckbolzen</p>	5.38	 <p>B2 6204 12 Shock Absorber for Pad Retainer Pins Emniyet Pimleri İçin Amortisör Vulkolanlar Halteelement</p>	5.41
 <p>B2 6201 11 Washer Rondela Federschibe</p>	5.39		
 <p>B2 6201 12 Spacer Tubes Emniyet Setleri İçin Borular Distanzbuschse</p>	5.39		
 <p>B2 6202 1 Buffer Elastomer Rondela Stossdämpfer</p>	5.40		



Material :  
Steel

**BMW CODE:**B2 2101 16

BMW ID Number	d <sub>1</sub>	Form
2 173 599	44	A
2 173 600	52	A
2 173 601	62	A
2 173 602	75	A
2 173 603	100	B
2 173 604	105	B



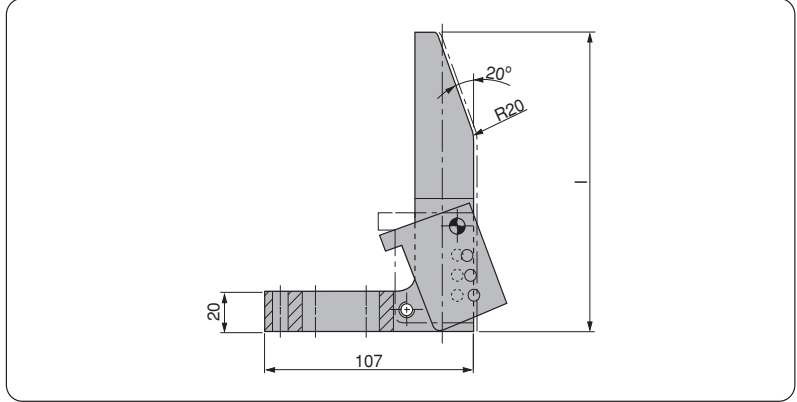
Material :  
CK45  
Forged  
Hardened  
HRC 50 ÷ 55

**BMW CODE:**B2 2305 17

BMW ID Number	l
2 173 835	65
2 173 836	90
2 173 837	120
2 173 838	150
2 173 839	180
2 173 840	250
2 175 127	300
2 175 128	350



Material :  
CK45  
Forged  
Hardened  
HRC 50 ÷ 55

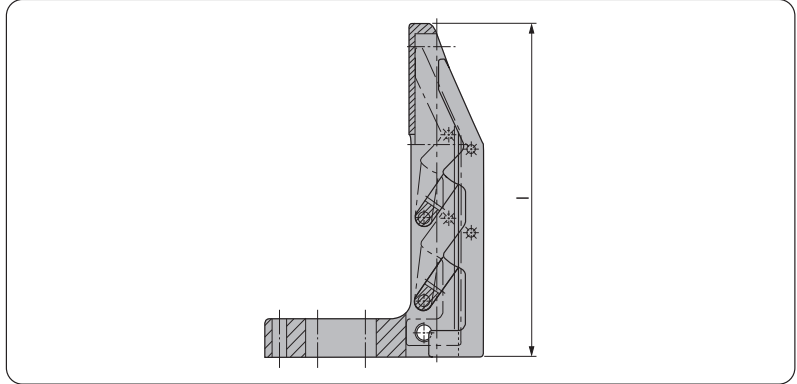


**BMW CODE:**B2 2305 22 / B2 2305 23

BMW ID Number	l	BMW ID Number	l
2 173 841	120	2 173 845	180
2 173 842	120	2 173 846	180
2 173 843	150	2 173 847	250
2 173 844	150	2 173 848	250



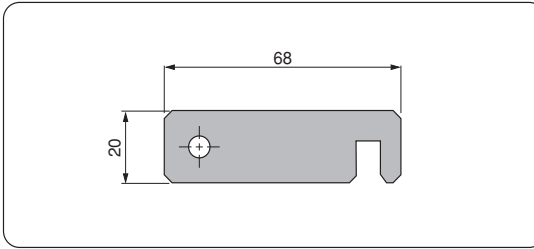
Material :  
Steel  
Forged



**BMW CODE:**B2 2305 24

BMW ID Number	l
2 173 849	120
2 173 850	150
2 173 851	180
2 173 852	250
2 173 853	250






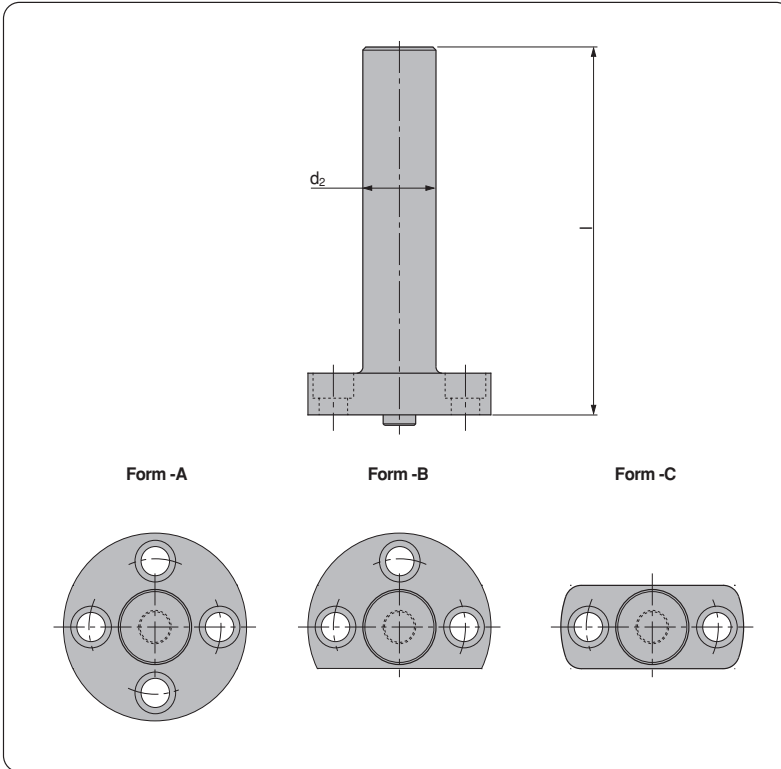
BMW ID Number

2 168 287

Material :  
Steel



**BMW CODE:**B2 2506 12



Material :  
CK45  
800 ÷ 1000 N/mm<sup>2</sup>  
Forged

**Order Example:**  
**BMW ID Number+ l=290**  
Order Code:**2168288L=290**

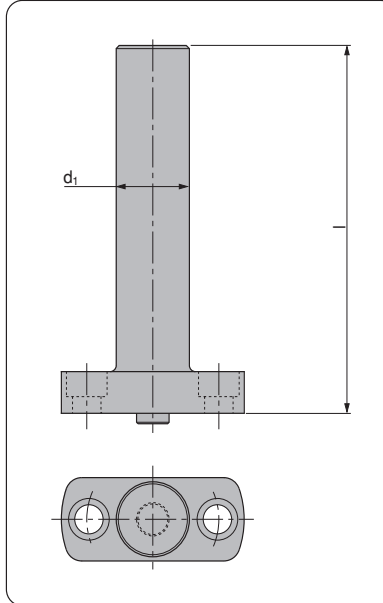
**BMW CODE:**B2 2604 12

BMW ID Number	Form	d <sub>2</sub>	l	BMW ID Number	Form	d <sub>2</sub>	l
2 168 288	A	40	≤ 260	2 168 292	A	50	260 > l ≤ 380
2 172 200	B	40	≤ 260	2 172 208	B	50	260 > l ≤ 380
2 172 201	C	40	≤ 260	2 172 209	C	40	260 > l ≤ 380
2 168 291	A	50	≤ 260	2 168 293	A	40	> 380
2 172 206	B	50	≤ 260	2 172 210	B	40	> 380
2 172 207	C	50	≤ 260	2 172 211	C	50	> 380



Material :  
CK45  
800 ÷ 1000 N/mm<sup>2</sup>  
Forged

Order Example:  
BMW ID Number+ l=290  
Order Code:2168309L=290



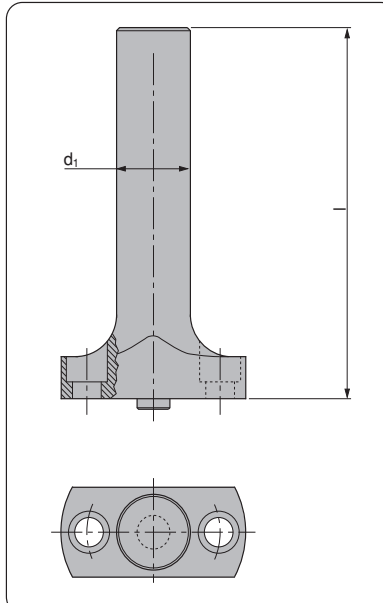
BMW ID Number	d <sub>1</sub>	l
2 168 308	36	≤ 350
2 168 309	36	> 350
2 168 310	26	≤ 350
2 168 311	26	> 350

**BMW CODE:**B2 2615 12




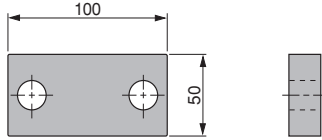
Material :  
42CrMo4  
800 ÷ 1000 N/mm<sup>2</sup>  
Forged

Order Example:  
BMW ID Number+ l=290  
Order Code:2171904L=290



BMW ID Number	d <sub>1</sub>	l
2 171 903	36	≤ 180
2 171 904	36	> 180

**BMW CODE:**B2 2615 12a


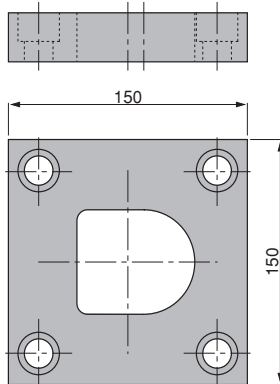


Material :  
Steel

**BMW CODE:**B2 2625 11

BMW ID Number

2 171 716

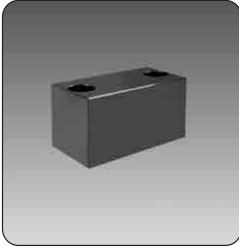


Material :  
90MnCrV8  
Hardened  
HRC 58 ÷ 60

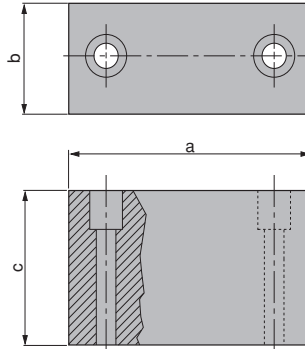
**BMW CODE:**B2 2625 11

BMW ID Number

2 172 935



Material :  
Steel

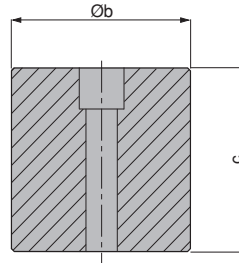


**BMW CODE:**B2 2705 11

BMW ID Number	a	b	c
2 175 074	65	30	30
2 175 075	65	30	50
2 175 076	100	40	30
2 175 077	100	40	50


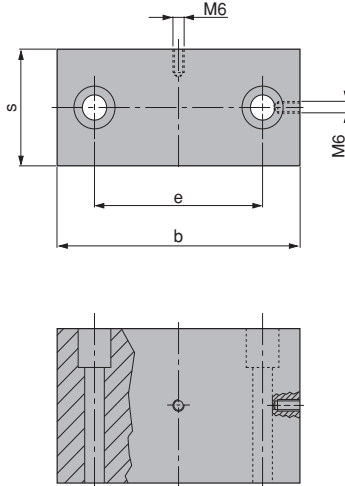


Material :  
Steel



**BMW CODE:**B2 2705 11

BMW ID Number	b	c
2 172 078	40	30
2 172 079	40	50



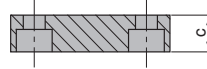
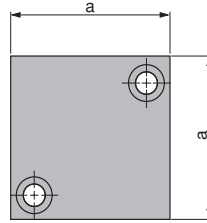
Material :  
Steel

**BMW CODE: B2 2708 11**

BMW ID Number	b	e	s	Max. Load (kN)	BMW ID Number without thread M6	b	e	s	Max. Load (kN)
2 172 064	65	35	30	270	2 173 866	65	35	30	270
2 172 065	100	68	40	700	2 173 867	100	68	40	700
2 168 316	160	98	40	1100	2 173 868	160	98	40	1100
2 172 066	110	78	50	1000	2 173 869	110	78	50	1000
2 168 317	180	114	50	1600	2 173 870	180	114	50	1600
2 172 067	130	90	60	1500	2 173 871	130	90	60	1500
2 175 145	130	90	60	1500	2 175 146	130	90	60	1500
2 168 318	200	130	60	2300	2 173 872	200	130	60	2300
2 174 518	200	125	60	2300	2 174 519	200	125	60	2300
2 168 319	160	115	80	2350	2 173 873	160	115	80	2350
2 175 003	160	115	80	2350	2 175 004	160	115	80	2350
2 168 320	250	160	80	3650	2 173 874	250	160	80	3650
2 174 520	250	155	80	3650	2 174 521	250	155	80	3650



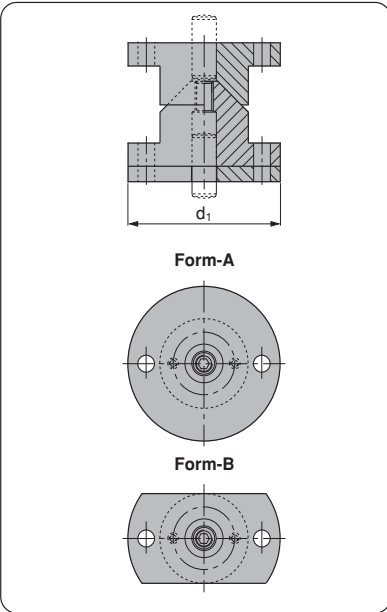
Material :  
100MnCrW4  
Hardened  
HRC 49 ÷ 52



**BMW CODE:**B2 2709 11

BMW ID Number	a	c
2 171 493	60	48
2 171 494	60	43
2 171 495	70	39
2 171 496	100	36
2 171 497	100	31
2 172 219	60	30
2 172 220	60	25
2 171 221	70	20
2 172 222	100	20
2 172 223	100	15

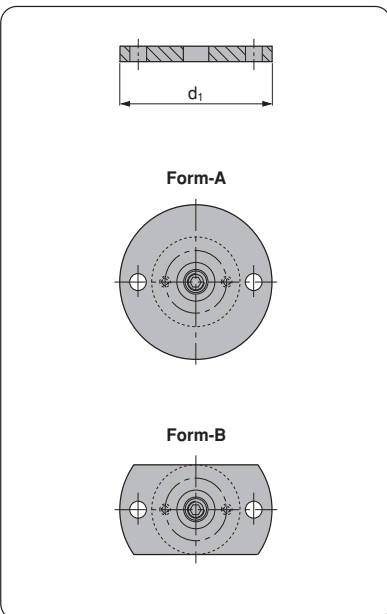
BMW ID Number	Form	d <sub>1</sub>
2 171 882	A	100
2 171 883	B	100
2 171 884	A	120
2 171 885	B	120



Material :  
16MnCr5  
Hardened  
HRC : 62 ÷ 64


**BMW CODE: B2 2715 11**

BMW ID Number	Form	d <sub>1</sub>
2 171 886	A	100
2 171 887	B	100
2 171 888	A	120
2 171 889	B	120

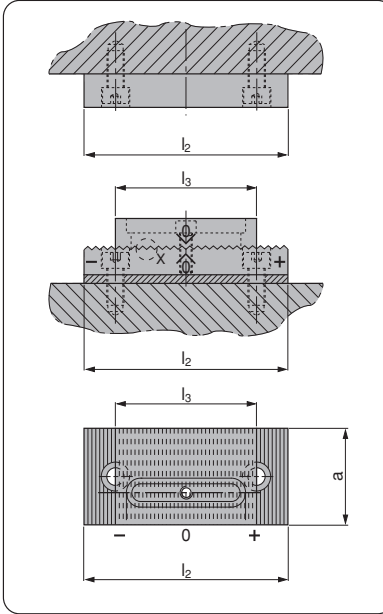


Material :  
Steel

**BMW CODE: B2 2715 11**




Material :  
90MnCrV8  
Hardened  
HRC 58 ÷ 60

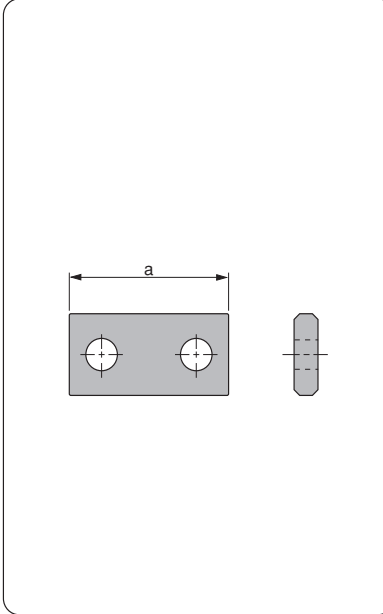


BMW ID Number	a	l <sub>2</sub>	l <sub>3</sub>
2 171 714	60	130	90
2 171 715	80	160	110

BMW CODE: B2 2717 12a / B2 2717 13a



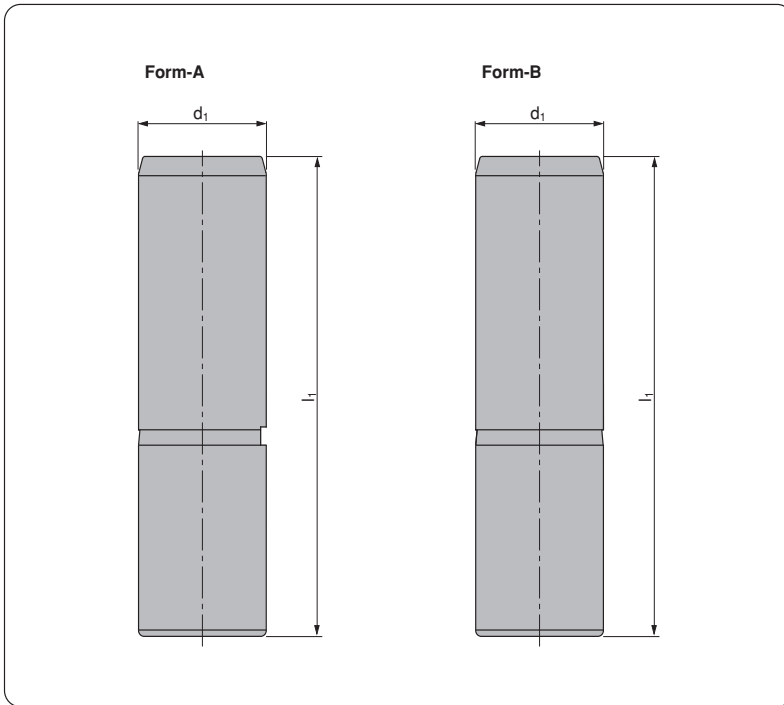
Material :  
Steel



BMW ID Number	a	Guide Post Size Ø
2 174 516	40	25 ÷ 32
2 174 517	48	40 ÷ 50

BMW CODE: B2 2904 9





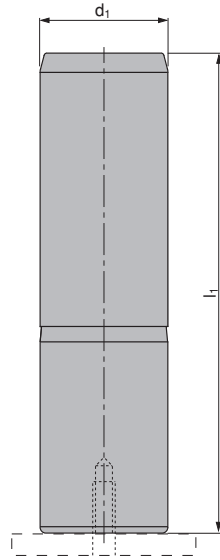
Material :  
16MnCr5  
Hardened  
HRC : 60 ÷ 62

**BMW CODE: B2 2920 1**

BMW ID Number	Form	d <sub>1</sub>	l <sub>1</sub>
2 174 492	A	25	125
2 174 493	A	25	140
2 174 494	A	25	160
2 174 495	A	25	180
2 174 496	A	25	200
2 174 497	A	32	160
2 174 498	A	32	200
2 174 499	A	40	160
2 174 500	A	40	180
2 174 501	A	40	200
2 174 502	A	40	224
2 174 503	A	40	250
2 174 504	A	40	280
2 174 505	A	50	160
2 174 506	A	50	200
2 174 507	A	50	250
2 174 508	A	50	280
2 174 509	A	50	315
2 174 510	A	50	355
2 168 677	B	63	200
2 168 678	B	63	250
2 168 679	B	63	315
2 168 680	B	63	355
2 172 538	B	63	400



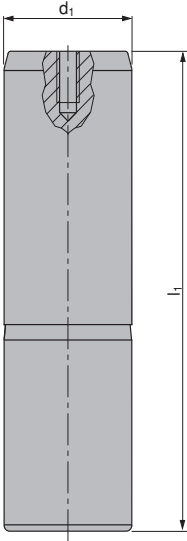
Material :  
16MnCr5  
Hardened  
HRC : 60 ÷ 62



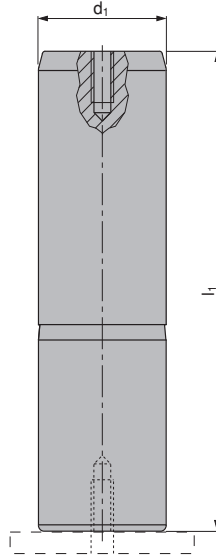
**BMW CODE: B2 2920 1**

BMW ID Number	$d_1$	$l_1$
2 173 906	40	160
2 173 907	40	180
2 173 908	40	200
2 173 909	40	224
2 173 910	40	250
2 173 911	40	280
2 173 913	50	160
2 173 914	50	200
2 173 915	50	250
2 173 916	50	280
2 173 917	50	315
2 173 918	50	355
2 173 920	63	200
2 173 921	63	250
2 175 086	63	280
2 173 922	63	315
2 173 923	63	355
2 173 924	63	400

Form-A



Form-B



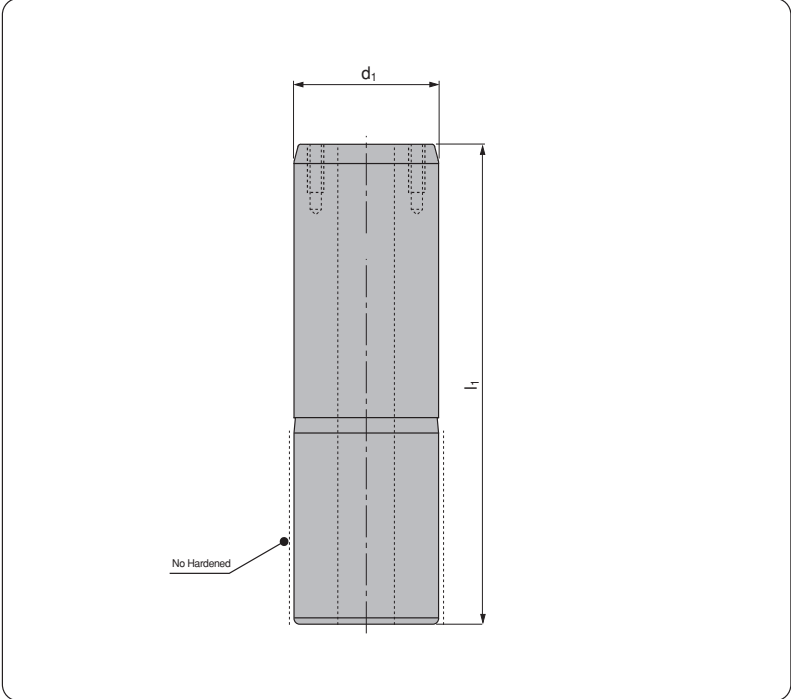
Material :  
16MnCr5  
Hardened  
HRC : 60 ÷ 62

**BMW CODE: B2 2920 2**

BMW ID Number	Form	d <sub>1</sub>	l <sub>1</sub>
2 168 682	A	80	250
2 168 684	A	80	280
2 168 686	A	80	315
2 168 688	A	80	355
2 173 926	B	80	250
2 173 927	B	80	280
2 173 928	B	80	315
2 173 929	B	80	355



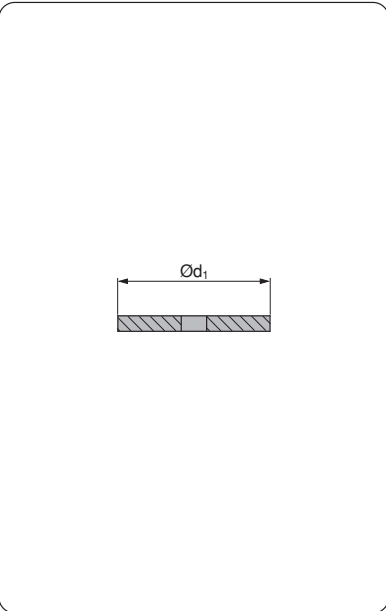
Material :  
 16MnCr5  
 Hardened  
 HRC : 60 ÷ 62



**BMW CODE: B2 2920 2**

BMW ID Number	d <sub>1</sub>	l <sub>1</sub>
2 174 777	100	280
2 174 778	100	315
2 171 214	100	355
2 171 216	100	400
2 171 218	125	355
2 172 239	125	400
2 171 220	125	450

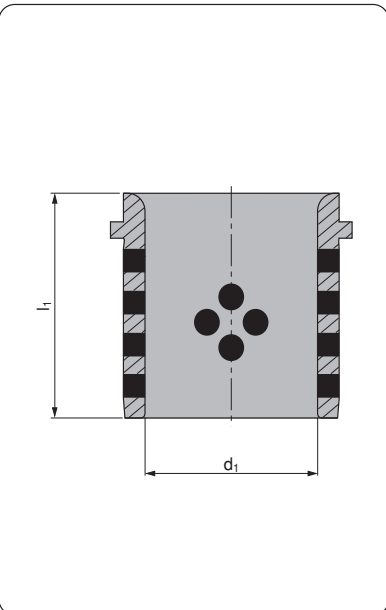
BMW ID Number	d <sub>1</sub>	Sheet
2 173 912	60	1
2 173 919	70	1
2 173 925	83	1
2 173 930	100	2



Material :  
CK45

**BMW CODE:**B2 2920 1 / B2 2920 2


BMW ID Number	d <sub>1</sub>	l <sub>1</sub>
2 168 699	25	40
2 168 700	32	50
2 168 701	40	63
2 168 702	50	71
2 168 703	63	80
2 168 704	80	100
2 168 705	100	125
2 168 706	125	160
2 168 707	160	200



Material :  
Bronze with Non-Liquid Lubricant  
HB ≥ 190

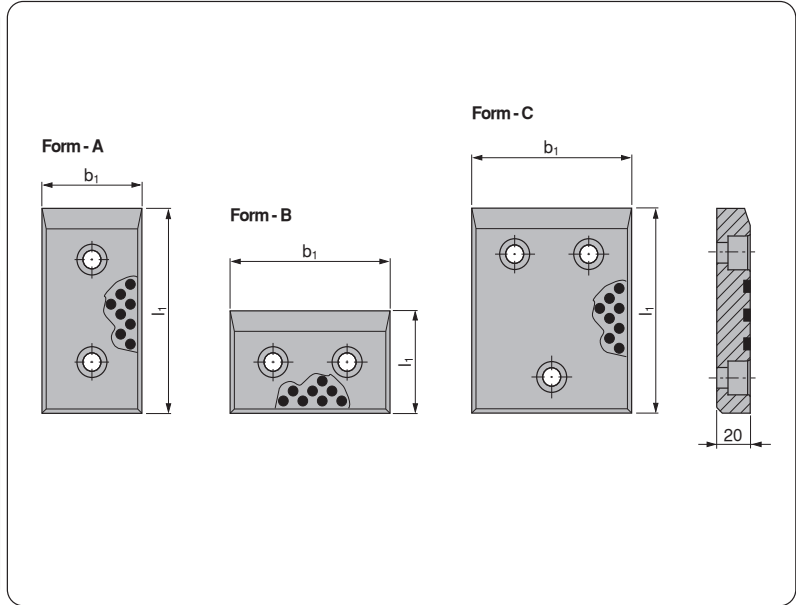
Direction of Motion

**BMW CODE:**B2 2933 1



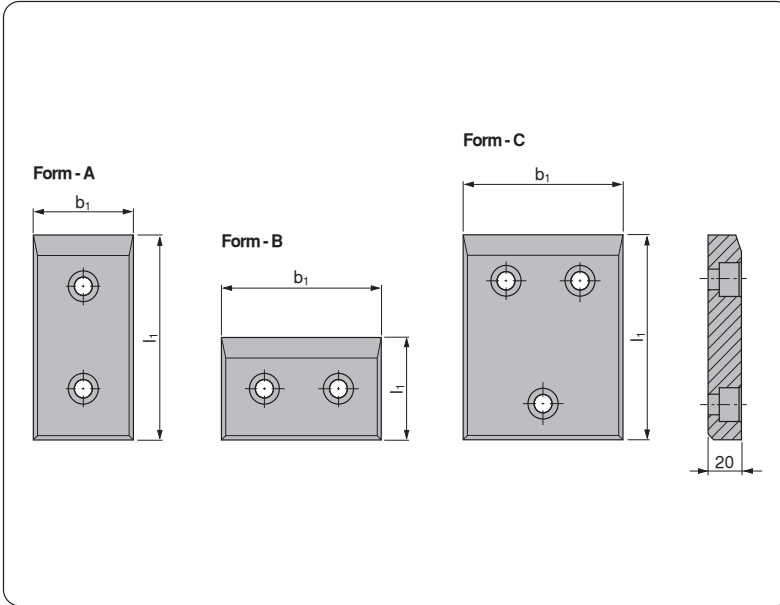
Material :  
Bronze with Non-Liquid Lubricant  
HB 190

Direction of Motion



**BMW CODE:**B2 2960 12


BMW ID Number	Form	b <sub>1</sub>	l <sub>1</sub>
2 168 337	A	50	80
2 168 338	A	50	100
2 168 339	A	50	125
2 168 340	A	50	160
2 168 341	A	50	200
2 168 342	B	80	50
2 168 343	A	80	80
2 168 344	A	80	100
2 168 345	A	80	125
2 168 346	A	80	160
2 168 347	A	80	200
2 168 348	B	100	50
2 168 349	B	100	80
2 168 350	A	100	100
2 168 351	A	100	125
2 168 352	A	100	160
2 168 353	A	100	200
2 168 354	B	125	50
2 168 355	B	125	80
2 168 356	C	125	100
2 168 357	C	125	125
2 168 358	C	125	160
2 168 359	C	125	200
2 168 360	B	160	50
2 168 361	B	160	80
2 168 362	C	160	100
2 168 363	C	160	125
2 168 364	C	160	160
2 168 365	C	160	200



Material :  
16MnCr5  
Hardened  
HRC 60 ± 4

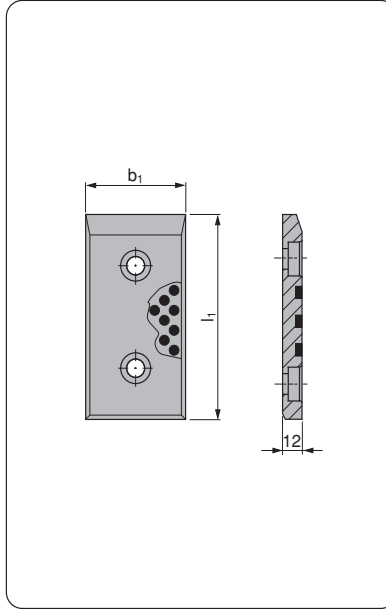
**BMW CODE:**B2 2960 12

BMW ID Number	Form	b <sub>1</sub>	l <sub>1</sub>
2 168 366	A	50	80
2 168 367	A	50	100
2 168 368	A	50	125
2 168 369	A	50	160
2 168 370	A	50	200
2 168 371	B	80	50
2 168 372	A	80	80
2 168 373	A	80	100
2 168 374	A	80	125
2 168 375	A	80	160
2 168 376	A	80	200
2 168 377	B	100	50
2 168 378	B	100	80
2 168 379	A	100	100
2 168 380	A	100	125
2 168 381	A	100	160
2 168 382	A	100	200
2 168 383	B	125	50
2 168 384	B	125	80
2 168 385	C	125	100
2 168 386	C	125	125
2 168 387	C	125	160
2 168 388	C	125	200
2 168 389	B	160	50
2 168 390	B	160	80
2 168 391	C	160	100
2 168 392	C	160	125
2 168 393	C	160	160
2 168 394	C	160	200



Material :  
Bronze with Non-Liquid Lubricant  
HB ≥ 190

Direction of Motion

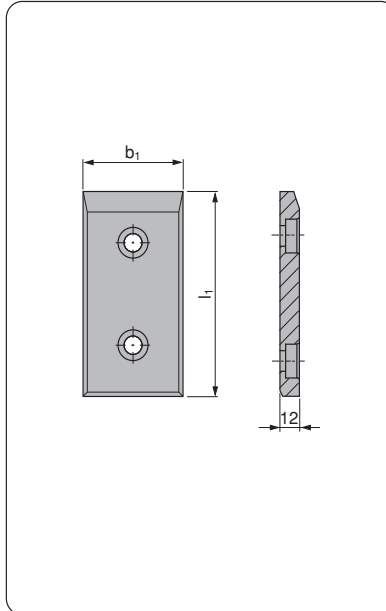


BMW ID Number	b <sub>1</sub>	l <sub>1</sub>
2 169 171	30	80
2 169 172	30	100
2 169 173	30	125
2 169 174	30	160
2 169 175	30	200
2 169 176	40	80
2 169 177	40	100
2 169 178	40	125
2 169 179	40	160
2 169 180	40	200
2 169 181	50	80
2 169 182	50	100
2 169 183	50	125
2 169 184	50	160
2 169 185	50	200
2 169 186	60	80
2 169 187	60	100
2 169 188	60	125
2 169 189	60	160
2 169 190	60	200
2 169 191	80	80
2 169 192	80	100
2 169 193	80	125
2 169 194	80	160
2 169 195	80	200

BMW CODE: B2 2961 11



Material :  
16MnCr5  
Hardened  
HRC 60 ÷ 64

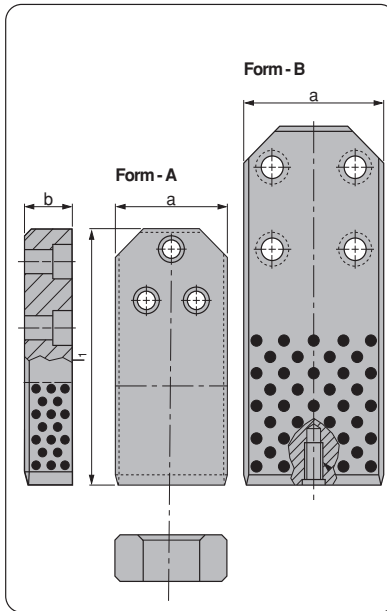


BMW ID Number	b <sub>1</sub>	l <sub>1</sub>
2 170 888	30	80
2 170 889	30	100
2 170 890	30	125
2 170 891	30	160
2 170 892	30	200
2 170 893	40	80
2 170 894	40	100
2 170 895	40	125
2 170 896	40	160
2 170 897	40	200
2 170 898	50	80
2 170 899	50	100
2 170 900	50	125
2 170 901	50	160
2 170 902	50	200
2 170 903	60	80
2 170 904	60	100
2 170 905	60	125
2 170 906	60	160
2 170 907	60	200
2 170 908	80	80
2 170 909	80	100
2 170 910	80	125
2 170 911	80	160
2 170 912	80	200

BMW CODE: B2 2961 11



BMW ID Number	Form	a	b	$l_1$
2 168 879	A	112	45	250
2 168 880	B	140	45	315
2 168 881	B	190	56	400
2 174 248	B	240	56	500



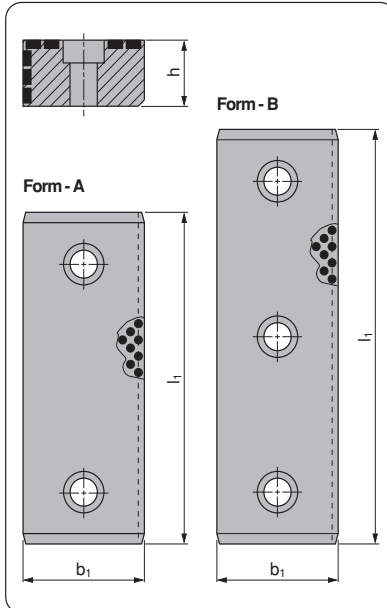
Material :  
CK45 with Non-liquid Lubricant  
HRC 58 ÷ 60

Direction of Motion



BMW CODE: B2 2969 11

BMW ID Number	Form	$b_1$	h	$l_1$
2 168 883	A	60	30	125
2 168 884	A	60	30	160
2 168 885	B	60	30	200
2 168 886	A	60	40	125
2 168 887	A	60	40	160
2 168 888	B	60	40	200




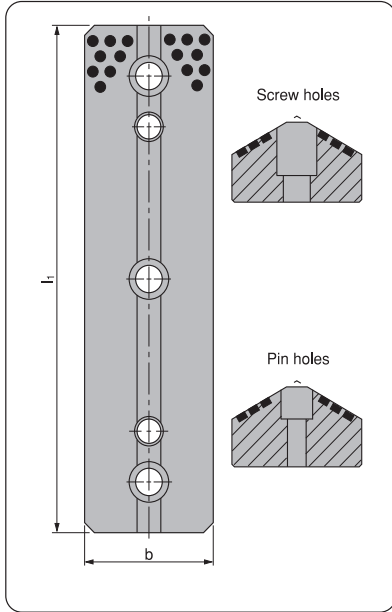
Material :  
Bronze with Non-Liquid Lubricant  
HB ≥ 190

Direction of Motion



BMW CODE: B2 2975 11

BMW ID Number	b	l <sub>1</sub>
2 168 899	65	150
2 168 900	65	200
2 168 901	65	250
2 168 902	65	300
2 168 903	125	150
2 168 904	125	200
2 168 905	125	250
2 168 906	125	300

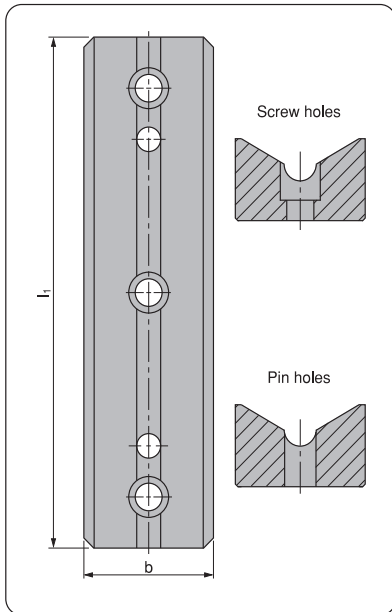


Material (V Block):  
Bronze with Non-Liquid Lubricant  
HB ≥ 190

Material (Shim):  
St 52

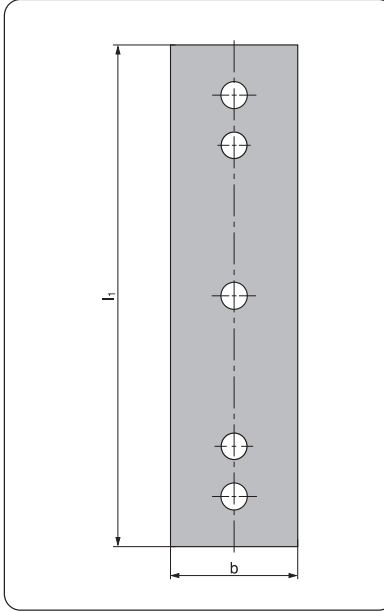

**BMW CODE: B2 2978 21**

BMW ID Number	b	l <sub>1</sub>
2 168 918	65	150
2 168 919	65	200
2 168 920	65	250
2 168 921	65	300
2 168 922	125	150
2 168 923	125	200
2 168 924	125	250
2 168 925	125	300



Material :  
CK45  
Hardened  
HRC 60 ÷ 62

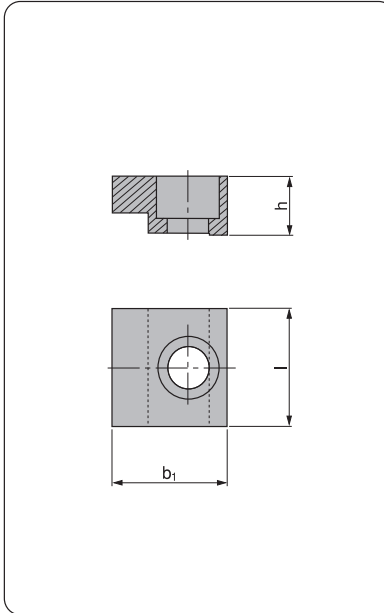

**BMW CODE: B2 2978 21**



BMW ID Number	b	l <sub>1</sub>
2 172 952	65	150
2 172 953	65	200
2 172 954	65	250
2 172 955	65	300
2 172 956	125	150
2 172 957	125	200
2 172 958	125	250
2 172 959	125	300

Material :  
St 52

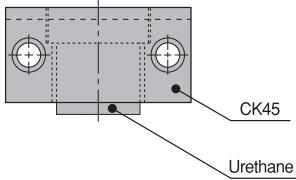
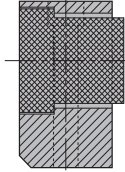
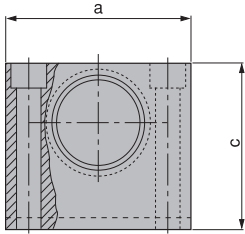
**BMW CODE:**B2 2978 22



BMW ID Number	b <sub>1</sub>	h	l	Bushing Ø
2 172 560	20	10	20	16
2 172 561	20	10	20	20
2 168 834	20	10	20	25±50
2 168 842	32	16	32	63±160

Material :  
Steel

**BMW CODE:**B2 2983 11



Material :  
CK45  
Urethane

**BMW CODE:**B2 3001 20

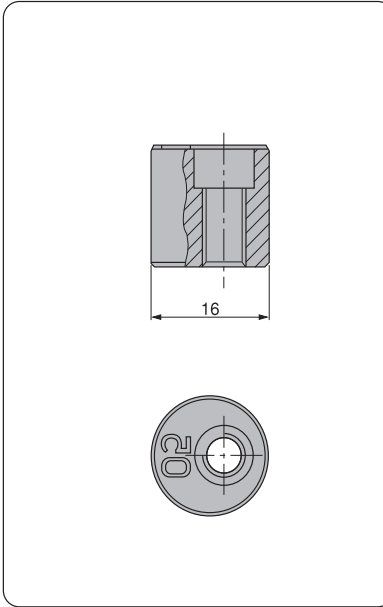
BMW ID Number	a	c
2 172 563	65	60
2 171 476	65	60
2 173 856*	65	60
2 172 564	75	70
2 171 477	75	70
2 173 857*	75	70

\* Without urethane



Material :  
X155CrVMo12  
Hardened  
HRC 55 + 58

Screws not included.



BMW ID Number

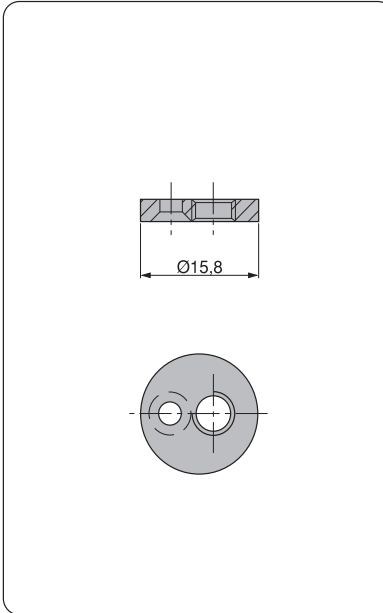
- 2 169 003
- 2 171 527
- 2 171 528
- 2 169 002
- 2 171 533
- 2 171 529
- 2 171 530
- 2 171 531
- 2 171 532
- 2 174 593
- 2 173 712
- 2 173 713
- 2 173 812
- 2 173 813
- 2 173 714
- 2 173 715
- 2 173 716
- 2 173 717

**BMW CODE:**B2 3602 15



Material :  
Steel

Screws not included.


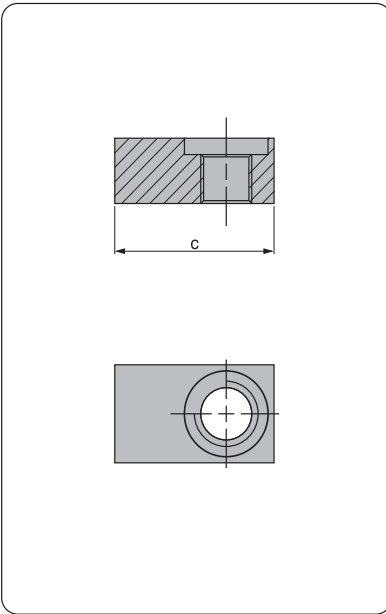


BMW ID Number

- 2 168 546

**BMW CODE:**B2 3602 15

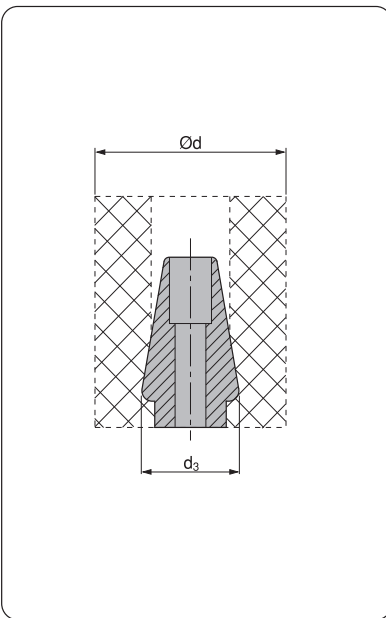
BMW ID Number	c	Suitable for nom. Ø
2 169 232	16	13
2 169 233	18	16
2 169 234	20	20
2 169 235	22	25
2 169 236	26	32
2 169 237	32	40
2 173 611	35	50
2 173 612	40	63



Material :  
CK45

**BMW CODE:**B2 3765 1

BMW ID Number	d Elastomer	d <sub>3</sub>
2 169 344	63	28
2 169 345	80÷100	32
2 169 346	125	38

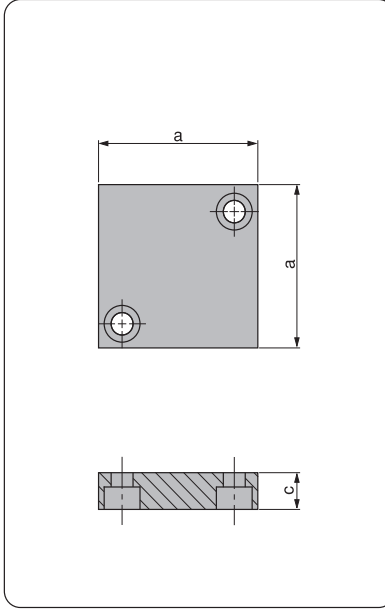


Material :  
CK45

**BMW CODE:**B2 3925 11



Material :  
100MnCrW4  
Hardened  
HRC 49 ÷ 52

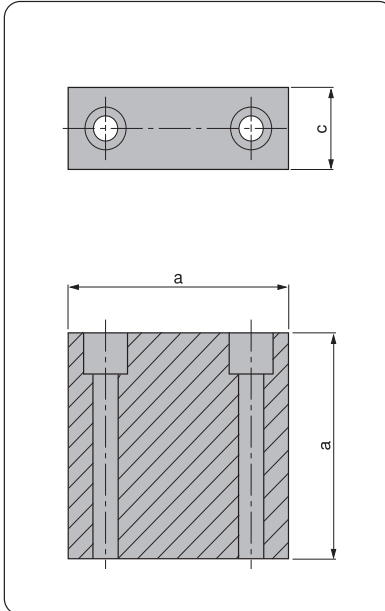


BMW ID Number	a	c
2 171 498	40	12
2 171 499	60	15
2 171 500	70	15
2 171 501	100	20
2 175 147	110	20

**BMW CODE:**B2 4010 1

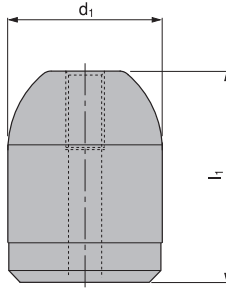


Material :  
90MnCrV8  
Hardened  
HRC 49 ÷ 52



BMW ID Number	a	c	Nominal Load (daN)
2 173 596	60	25	750 ÷ 1500
2 173 597	70	25	3000
2 173 598	100	30	5000 ÷ 7500

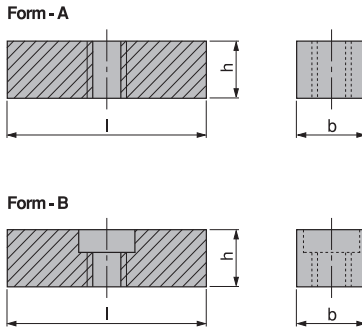
**BMW CODE:**B2 4010 2



Material :  
16MnCr5  
Hardened  
HRC 60 ÷ 64

**BMW CODE:**B2 4068 2

BMW ID Number	$d_1$	$l_1$
2 172 410	22	45
2 172 411	32	50
2 172 412	40	55
2 172 413	50	55
2 173 658	56	80



Material :  
CK45

**BMW CODE:**B2 4069 1

BMW ID Number	Form	b	h	l
2 172 053	A	22	14	80
2 172 224	A	30	30	80
2 172 808	A	22	14	50
2 172 809	A	30	30	120
2 174 226	A or B	20	20	50
2 174 227	A or B	20	20	80
2 174 835	B	16	10	50
2 174 836	B	16	10	80





Material :  
 $d_1 \leq 63$   
CK45

$d_1 = 76$   
42CrMo4

**WARNING !**

For safety reasons, the weight of the tool has to be supported by just two lifting pins.

**Respect the max load**

**UYARI !**

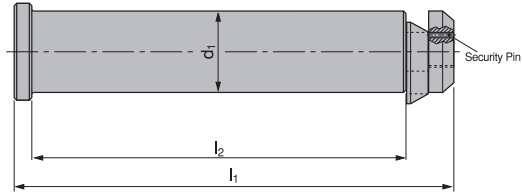
Güvenlik nedeniyle kalıp ağırlığı iki adet taşıma piminin taşıyabileceği maksimum yük miktarını aşmamalıdır.

**Maksimum yükü göz ardı etmeyiniz**

**ACHTUNG !**

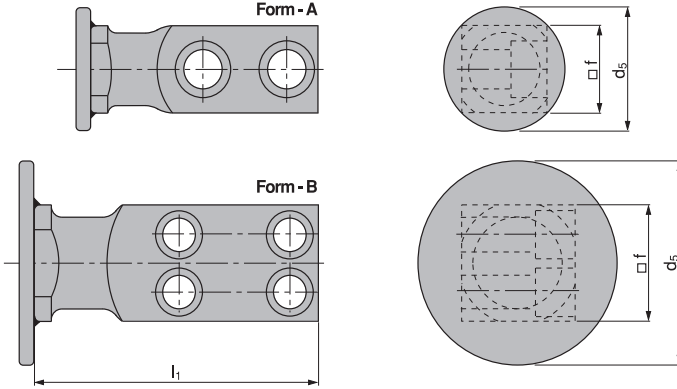
Aus Sicherheitsgründen achten Sie immer dass zwei Tragbolzen das gesamte Werkzeugs gewicht tragen müssen.

**Maximale Nutzlast beachten**



**BMW CODE: B2 5601 11**

BMW ID Number	Max. Load (Kg)	Max. Die Weight (Kg)	$d_1$	$l_1$	$l_2$
2 168 395	3200	6400	32	175	145
2 168 396	5000	10000	40	225	188
2 168 397	8000	16000	50	273	230
2 168 398	12500	25000	63	347	295
2 168 399	31500	63000	76	422	360



Material :  
CK45  
700 ÷ 800 N/mm<sup>2</sup>

**WARNING !**  
For safety reasons, the weight of the tool has to be supported by just two lifting brackets.

**Respect the max load**

**UYARI !**  
Güvenlik nedeniyle kalıp ağırlığı iki adet taşıma braketinin taşıyabileceği maksimum yük miktarını aşmamalıdır.

**Maksimum yükü göz ardı etmeyiniz**

**ACHTUNG !**  
Aus Sicherheitsgründen achten Sie immer dass zwei Tragzapfen das gesamte Werkzeugs gewicht tragen müssen.

**Maximale Nutzlast beachten**

**BMW CODE: B2 5602 11**

BMW ID Number	Max. Load (Kg)	Max. Die Weight (Kg)	Form	d <sub>5</sub>	f	l <sub>1</sub>	l <sub>1</sub>
2 169 231	320	640	A	60	20	80	80
3 275 834	630	1260	A	70	25	90	90
3 275 835	1250	2500	A	70	35	100	100
3 275 836	2000	4000	A	110	40	120	120
3 275 838	3200	6400	A	110	50	140	140
3 275 839	5000	10000	A	150	60	160	160
3 275 840	8000	16000	B	150	80	200	200
2 169 238	12500	25000	B	150	100	250	250
2 169 239	20000	40000	B	150	120	300	300



Material :  
1.0570  
Steel

**WARNING !**

For safety reasons, the weight of the tool has to be supported by just two lifting pins.

**Respect the max load**

**UYARI !**

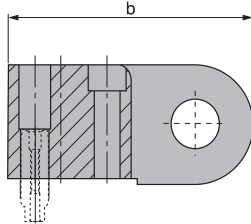
Güvenlik nedeniyle kalıp ağırlığı iki adet taşıma piminin taşıyabileceği maksimum yük miktarını aşmamalıdır.

**Maksimum yükü göz ardı etmeyiniz**

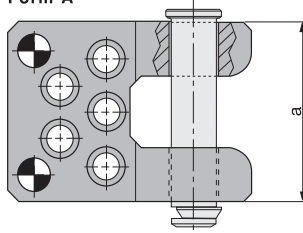
**ACHTUNG !**

Aus Sicherheitsgründen achten Sie immer dass zwei Tragbolzen das gesamte Werkzeuggewicht tragen müssen.

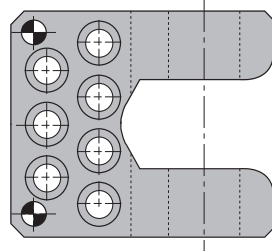
**Maximale Nutzlast beachten**



Form-A

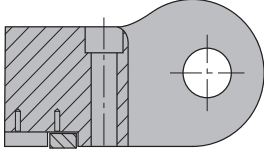


Form-B

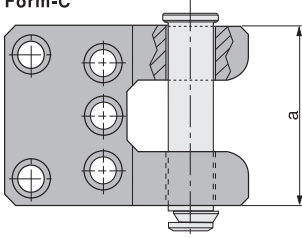


**BMW CODE: B2 5605 11**

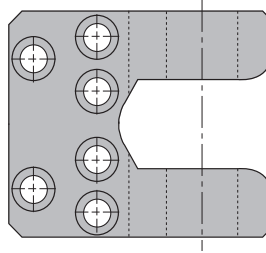
BMW ID Number	Max. Load (Kg)	Max. Die Weight (Kg)	Form	a	b
2 174 690	3200	6400	A	126	185
2 174 861	5000	10000	A	150	210
2 174 692	8000	16000	A	175	240
2 174 862	12500	25000	A	200	280
2 174 694	18000	36000	B	250	300



**Form-C**



**Form-D**



Material :  
1.0570  
Steel

**WARNING !**

For safety reasons, the weight of the tool has to be supported by just two lifting pins.

**Respect the max load**

**UYARI !**

Güvenlik nedeniyle kalıp ağırlığı iki adet taşıma piminin taşıyabileceği maksimum yük miktarını aşmamalıdır.

**Maksimum yükü göz ardı etmeyiniz**

**ACHTUNG !**

Aus Sicherheitsgründen achten Sie immer dass zwei Tragbolzen das gesamte Werkzeugs gewicht tragen müssen.

**Maximale Nutzlast beachten**

**BMW CODE:**B2 5605 11a

BMW ID Number	Max. Load (Kg)	Max. Die Weight (Kg)	Form
2 174 863	25000	50000	C
2 174 864	31500	63000	D



Material :  
CK45  
Steel

To be used with B2 5605 11 and  
B2 5605 11a.

**WARNING !**

For safety reasons, the weight  
of the tool has to be supported  
by just two lifting pins.

**Respect the max load**

**UYARI !**

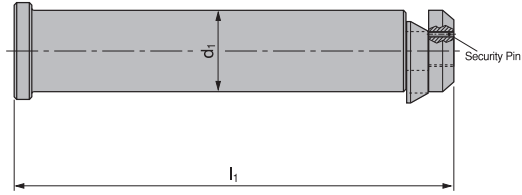
Güvenlik nedeniyle kalıp ağırlığı  
iki adet taşıma piminin  
taşıyabileceği maksimum yük  
miktarını aşmamalıdır.

**Maksimum yükü göz ardı  
etmeyiniz**

**ACHTUNG !**

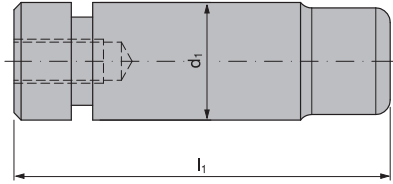
Aus Sicherheitsgründen achten  
Sie immer dass zwei Tragbolzen  
das gesamte Werkzeugs gewicht  
tragen müssen.

**Maximale Nutzlast beachten**



**BMW CODE: B2 5605 12**

BMW ID Number	Max. Load (Kg)	Max. Die Weight (Kg)	d <sub>1</sub>	l <sub>1</sub>
2 168 400	3200	6400	30	158
2 174 867	5000	10000	40	187
2 168 402	8000	16000	50	220
2 174 868	12500	25000	60	246
2 168 404	18000	36000	80	305
2 174 865	25000	50000	80	360
2 174 866	31500	63000	80	405

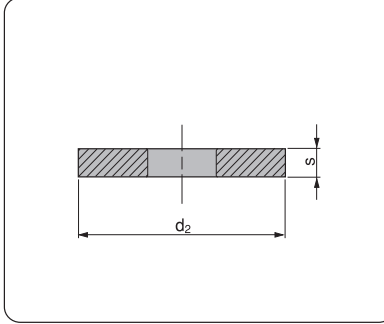


Material :  
42CrMoS4V

**BMW CODE: B2 5702 12**

BMW ID Number	$d_1$	$l_1$	BMW ID Number	$d_1$	$l_1$
2 173 659	32	111	2 173 663	32	128
2 173 660	40	145	2 173 664	40	165
2 173 661	50	171	2 173 665	50	196
2 173 662	63	206	2 173 666	63	241

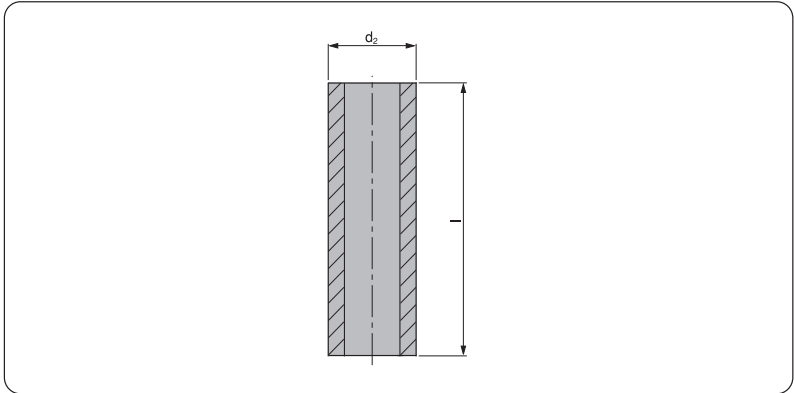




BMW ID Number	d <sub>2</sub>	s
0 281 620	35	6
0 281 619	42	8
0 281 618	56	10
2 171 891	68	10

Material :  
CK45  
Hardened  
HRC 45 ÷ 50

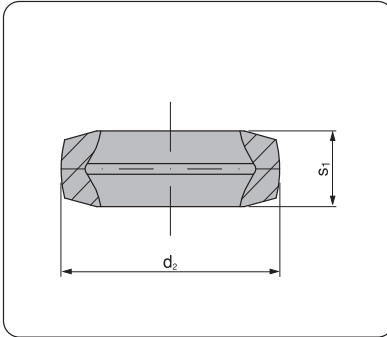
**BMW CODE: B2 6201 11**



Material :  
Steel (E235+C)  
Surface hardened.

**BMW CODE: B2 6201 12**

BMW ID Number	BMW ID Number	BMW ID Number
2 168 799	2 168 813	2 168 826
2 168 800	2 173 793	2 173 795
3 380 926	2 171 894	2 171 897
2 174 881	2 168 814	2 172 153
2 171 892	2 168 815	3 021 664
2 168 802	2 168 816	2 168 829
2 168 803	2 168 817	2 168 830
2 168 804	2 168 818	2 168 831
3 021 663	2 171 895	2 173 796
0 266 957	2 168 819	2 171 898
2 168 807	2 173 794	2 168 832
2 173 792	2 171 896	2 168 833
2 171 893	2 168 820	2 173 797
2 168 808	2 168 821	2 171 899
2 168 809	2 168 822	
3 021 666	2 168 823	
2 168 811	2 168 824	
2 168 812	2 168 825	

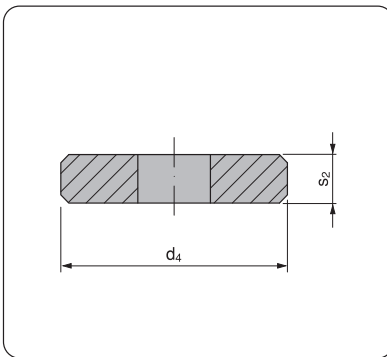


BMW ID Number	d <sub>2</sub>	s <sub>1</sub>
2 173 880	26,2	7,1
2 173 881	32,1	10,0
2 173 882	46,3	16,3
2 173 883	54,6	19,5
2 173 884	61,8	19,8
2 173 885	78,2	27,6




Material :  
CO - Polyester Elastomer

BMW CODE: B2 6202 1

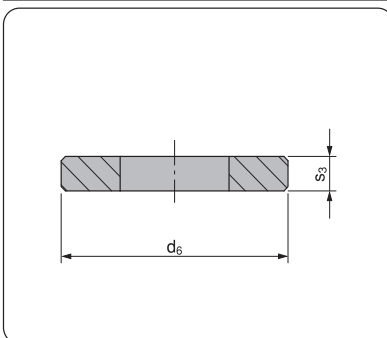


BMW ID Number	d <sub>4</sub>	s <sub>2</sub>
2 173 886	36	6
2 173 887	46	8
2 173 888	58	10
2 173 889	68	12
2 173 890	80	12
2 173 891	92	15




Material :  
CK45

BMW CODE: B2 6202 1



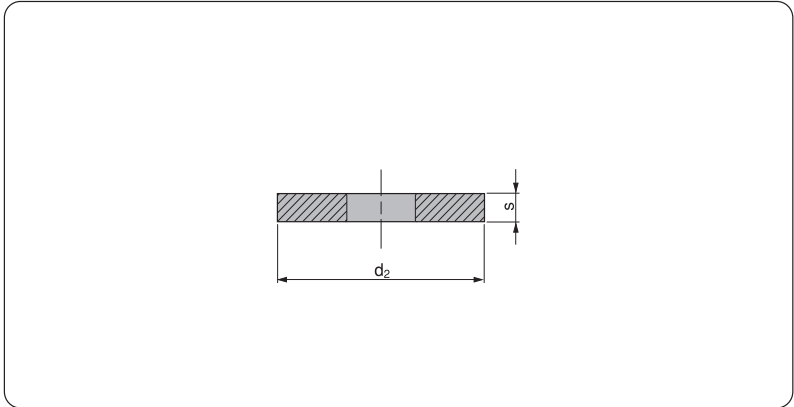

BMW ID Number	d <sub>6</sub>	s <sub>3</sub>
2 173 892	36	4
2 173 893	46	6
2 173 894	58	6
2 173 895	68	8
2 173 896	80	8
2 173 897	92	8



Material :  
90MnCrV8  
Hardened  
HRC 56 ÷ 60

BMW CODE: B2 6202 1

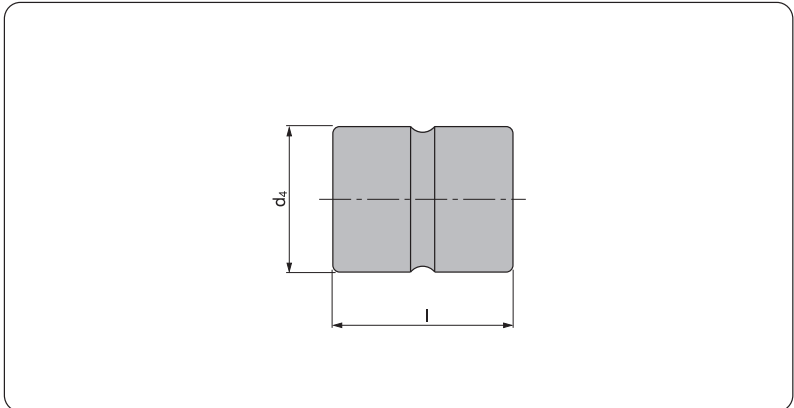




Material :  
CK45  
HRC 45 ÷ 50

**BMW CODE: B2 6202 13**

BMW ID Number	d <sub>2</sub>	s
0 281 173	23	4
0 281 622	26	4
0 281 621	30	5
2 168 849	23	4
2 168 850	26	4
2 168 851	30	5



Material :  
Co. ACE Tecspak

**BMW CODE: B2 6204 12**

BMW ID Number	d <sub>4</sub>	l
2 173 697	40	60
2 173 698	50	70
2 173 699	63	80
2 173 700	80	90



**FCA STANDARDS  
FCA STANDARTLARI  
FCA NORMALIEN**

1

INDEX  
İNDEKS  
STICHWORTVERZEICHNIS

2

LIFTING ELEMENTS  
TAŞIMA ELEMANLARI  
TRAGELEMENTE

3

GUIDE ELEMENTS  
KİLAVUZ ELEMANLARI  
FÜHRUNGSELEMENTE

4

DIE COMPONENTS  
KALIP ELEMANLARI  
NORMALIEN

5

BMW STANDARDS  
BMW STANDARTLARI  
BMW NORMALIEN

6

FCA STANDARDS  
FCA STANDARTLARI  
FCA NORMALIEN

7

FORD STANDARDS  
FORD STANDARTLARI  
FORD NORMALIEN

8

MERCEDES-BENZ STANDARDS  
MERCEDES-BENZ STANDARTLARI  
MERCEDES-BENZ NORMALIEN

9

OPEL STANDARDS  
OPEL STANDARTLARI  
OPEL NORMALIEN

10

PSA STANDARDS  
PSA STANDARTLARI  
PSA NORMALIEN

11

RENAULT STANDARDS  
RENAULT STANDARTLARI  
RENAULT NORMALIEN

12

VW - AUDI STANDARDS  
VW - AUDI STANDARTLARI  
VW - AUDI NORMALIEN

13

SPRINGS  
YAYLAR  
FEDERN







14

OTHER COMPONENTS  
DİĞER MALZEMELER  
ANDERE KOMPONENTE














15

TECHNICAL DATA  
TEKNİK BİLGİ  
TECHNISCHE INFORMATIONEN














**Index**

Contents	Page	Contents	Page
 <p>STQ 10002 Guide Post DIN 9833 Kılavuz Kolonlar DIN 9833 Führungssäule DIN 9833</p>	6.11	 <p>STQ 10010 Guide Bushes with collar, self-lubricating Faturalı Grafitli Kılavuz Burçlar Führungsbuchsen mit Bund</p>	6.15
 <p>STQ 10002 Guide Post DIN 9833 Kılavuz Kolonlar DIN 9833 Führungssäule DIN 9833</p>	6.11	 <p>STQ 10010 Toe Clamp for Guide Bushing Burç Tutucu Haltestück</p>	6.15
 <p>STQ 10003 Guide Bushes with collar, self-lubricating DIN 9834 Faturalı Grafitli Kılavuz Burçlar DIN 9834 Führungsbuchsen mit Bund, nach DIN 9834</p>	6.12	 <p>STQ 10013 Wear Plates, self-lubricating VDI 3357 Grafitli Bronz Kılavuz Plakar VDI 3357 Gleitplatte Bronze mit Festschmierstoff VDI 3357</p>	6.16
 <p>STQ 10004 Toe Clamp Burç Tutucu Haltestück</p>	6.12	 <p>STQ 10013 Wear Plates, steel VDI 3357 Çelik Kılavuz Plakar VDI 3357 Gleitplatte Stahl mit Festschmierstoff VDI 3357</p>	6.17
 <p>STQ 10005 Guide Post Kılavuz Mil Führungssäule</p>	6.13	 <p>STQ 10013 Distance Plate for Wear Plate Kılavuz Plakalar İçin Ayar Plakaları Höhenausgleich für Gleitplatte</p>	6.18
 <p>STQ 10006 Sleeve Bilyalı Yatak Führungseinheit</p>	6.13	 <p>STQ 10014 Wear strip with two slide surfaces Bronz Grafitli Kılavuz Plakalar Gleitleiste, mit zwei Gleitflächen</p>	6.19
 <p>STQ 10010 Guide Post Kılavuz Kolonlar Führungssäule</p>	6.14	 <p>STQ 10014 Wear Plates, steel Çelik Kılavuz Plakar Gleitplatte Stahl mit Festschmierstoff</p>	6.19















## Index

Contents	Page	Contents	Page
 <p>STQ 10014 Distance Plate for Wear Plate Kılavuz Plakalar İçin Ayar Plakaları Höhenausgleich für Gleitplatte</p>	6.20	 <p>STQ 20021 Pre-Centering Punch Polüretan Plaka Stempelvorzentrierung</p>	6.26
 <p>STQ 10015 "V" Driver, steel VDI 3357 "V" Bloklar, çelik VDI 3357 Prismenführung, stahl VDI 3357</p>	6.21 - 6.22	 <p>STQ 20022 Air Pins Havalandırma Pimleri Unterluftbolzen</p>	6.26
 <p>STQ 10015 "V" Driver, self-lubricating VDI 3357 Bronz Grafitli "V" Bloklar VDI 3357 Prismenführungen Bronze VDI 3357</p>	6.21 - 6.22	 <p>STQ 20023 Air Relief Tubing Havalandırma Boruları Tube</p>	6.27
 <p>STQ 10015 Distance Plate for "V" Driver "V" Blok Üniteleri İçin Ayar Plakaları Höhenausgleich für Prismenführung</p>	6.23	 <p>STQ 20024 Gage with panel position sensor, hardened Sertleştirilmiş Kontrol Parçalı Mekanik Dayamalar Einweiser für Teillagekontrolle Gehartet</p>	6.27
 <p>STQ 10017 "L" Shaped Wear Plates, self-lubricating Grafitli Bronz "L" Kılavuz Plakar Winkelleisten Bronze mit Festschmierstoff</p>	6.24	 <p>STQ 20025 Bush, steel Çelik Burç Buchse, stahl</p>	6.28
 <p>STQ 20020 Cylindrical Stop Block Silindirik Stoplama Bloğu Abstandsblock</p>	6.25	 <p>STQ 20026 Rear Guide Arka Kılavuz Plaka Hintere Führung</p>	6.28
 <p>STQ 20020 Spacer Plates, toothed with adjusting plate Dişli Ayar Plakaları Distanzplatte Gezahnt</p>	6.25	 <p>STQ 40001 Lifting Brackets With Pins Taşıma Braketeri Tragwange Mit Tragbolzen</p>	6.29

**Index**

Contents	Page	Contents	Page
 <p>STQ 40001 Locating Pin Merkezleme Pimleri Zentrierbolzen</p>	6.30	 <p>STQ 40006 Pin for Elastomer Springs Elastomer Yaylar İçin Sabitleme Pimleri Aufnahmebolzen</p>	6.36
 <p>STQ 40002 Locating Pin Merkezleme Pimleri Zentrierbolzen</p>	6.31	 <p>STQ 40007 Visual Locator Konumlandırma Zımbası Endkontrollstempel</p>	6.37
 <p>STQ 40003 Locating Cone Konik Merkezleme Üniteleri Kegeldistanz</p>	6.32	 <p>STQ 40008 Stamp Marka Zımbası Buchstabenstempel</p>	6.37
 <p>STQ 40004 Elastomer Cap Poliüretan Tıpa Elastomerdruckstück</p>	6.32	 <p>STQ 40009 Stamp Marka Zımbası Buchstabenstempel</p>	6.38
 <p>STQ 40005 Bracket for Clamps Kaldırma Braketi Klammern Für Clamps</p>	6.33	 <p>STQ 40009 Backing Plate Altlık Plakası Druckplatte</p>	6.38
 <p>STQ 40005 Plate For Bracket Braket için Plakalar Haltestücke Für Klammern</p>	6.34 - 6.35	 <p>STQ 40010 Locating Silindirik Merkezleme Bloğu Zentrierung</p>	6.39
 <p>STQ 40006 Elastomer Spring Elastomer Yaylar Elastomerfeder</p>	6.36	 <p>STQ 40011 Stop Block Stoplama Blokları Anschlag</p>	6.39

**Index**

Contents	Page	Contents	Page
 <p>STQ 40012 Spring Plunger Yaylı İticiiler Federne Druckstücke</p>	6.40	 <p>STQ 40020 Cylindrical Stop Block Silindirik Stoplama Bloğu Distanzstück</p>	6.43
 <p>STQ 40013 Key Kama Passfeder</p>	6.40	 <p>STQ 40021 Coupling Clamp Sabitleme Kelepçeleri Befestigungselement</p>	6.44
 <p>STQ 40014 Locating Silindirik Merkezleme Bloğu Zentrierung</p>	6.41	 <p>STQ 60010 Stop Block Stoplama Bloğu Anschlag</p>	6.44
 <p>STQ 40015 Locating Pin Merkezleme Pimleri Zentrierbolzen</p>	6.41	 <p>STQ 60011 Slide Stop Block Kızak Stoplama Bloğu Schieberanschlag</p>	6.45
 <p>STQ 40017 Pad Retainer Pin Emniyet Pimleri Steckbolzen</p>	6.42	 <p>STQ 60012 Wear Plate, steel Çelik Sürtünme Plakaları Deckleiste, stahl</p>	6.45 - 6.46
 <p>STQ 40018 Shock Absorber for Pad Retainer Pins Emniyet Pimleri İçin Amortisör Vulkolonlar Halteelement</p>	6.42	 <p>STQ 60013 Cam Dowell Wear Plate Kam Sürtünme Plakası Überlaufkeile</p>	6.46 - 6.47
 <p>STQ 40019 Retainer Bolt Frenleyiciler Zugbolzensatz</p>	6.43	 <p>STQ 60013 Adjustment Plate Ayar Plakası Einstellplatte</p>	6.47

## Index


Contents	Page	Contents	Page
 <p>STQ 60014 Positive Return Plate, steel Zorunlu Dönüş Destek Plakaları Zwangsrückholer</p>	6.48	 <p>STQ 80001 Trestle Guide Group Kılavuz Destek Ünitesi Führungsgruppe</p>	6.51
 <p>STQ 60015 Fork Pawl Mandal Befestigungsplatte</p>	6.48	 <p>STQ 80002 Guide Post Group Kılavuz Destek Ünitesi Führungssäule mit Führungslager</p>	6.52
 <p>STQ 70018 Coupling Plates Kavrama Plakaları Befestigungsplatte</p>	6.49	 <p>STQ 80003 Coil Guide Roller Makaralı Kılavuz Üniteler Bandführung</p>	6.52
 <p>STQ 70019 Coupling Plates Kavrama Plakaları Befestigungsplatte</p>	6.49	 <p>STQ 80004 Coil Guide Roller Makaralı Kılavuz Üniteler Bandführung</p>	6.53
 <p>STQ 70040 Pressure Plate Baskı Plakası Druckplatte</p>	6.50	 <p>STQ 80005 Spring Group Yaylı Ünite Grubu Federeinheit</p>	6.53
 <p>STQ 70040 Pressure Plate Baskı Plakası Druckplatte</p>	6.50	 <p>STQ 80005 Spring Group Yaylı Ünite Grubu Federeinheit</p>	6.54
 <p>STQ 70040 Pressure Plate Baskı Plakası Druckplatte</p>	6.51	 <p>STQ 80005 Spring Group Yaylı Ünite Grubu Federeinheit</p>	6.54



**Index**

Contents	Page	Contents	Page
 <p>STQ 80005 Spring Group Yaylı Ünite Grubu Federeinheit</p>	6.55	 <p>STQ 80012 Support Mil Destek Yuvası Halterung</p>	6.58
 <p>STQ 80006 Steel Roller Çelik Makaralar Rotella</p>	6.55	 <p>STQ 80012 Support Mil Destek Yuvası Halteung</p>	6.59
 <p>STQ 80007 Spring Group Yaylı Ünite Grubu Federeinheit</p>	6.56	 <p>STQ 80012 Support Mil Destek Yuvası Halteung</p>	6.59
 <p>STQ 80008 Ball Carriers Bilyalı Taşıyıcılar Kugelrollensystem</p>	6.56	 <p>STQ 80013 Roller Stock Lifter Makaralı Kollu Kaldırıcı Federnde Laufrolle</p>	6.60
 <p>STQ 80009 Stripper For Blanking Dies Elastomer Sıyırıcılar Abstreifer Fur Platinenschnitte</p>	6.57	 <p>STQ 80014 Roller Makara Rolle</p>	6.60
 <p>STQ 80010 Covering Belt Bağlama Yuvası Abdeckung</p>	6.57	 <p>STQ 80015 Pad Retainer Tutucu Civata Zugbolzensatz</p>	6.61
 <p>STQ 80011 Support Destek Plakası Halteung</p>	6.58	 <p>STQ 80015 Pad Retainer Tutucu Civata Zugbolzensatz</p>	6.61

## Index

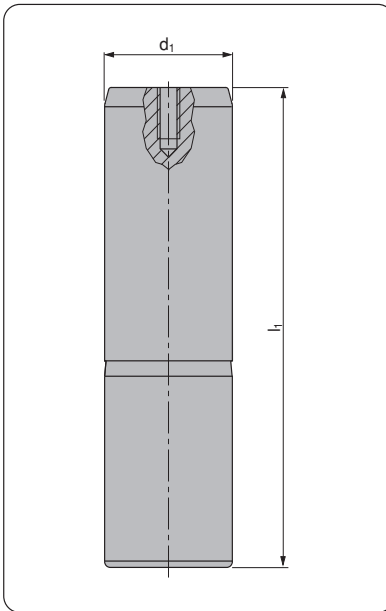
Contents	Page	Contents	Page
 <p>STQ 80023 Roller Group Makaralı Sürücü Üniteler Förderrolle</p>	6.62		



## Index

Contents	Page	Contents	Page

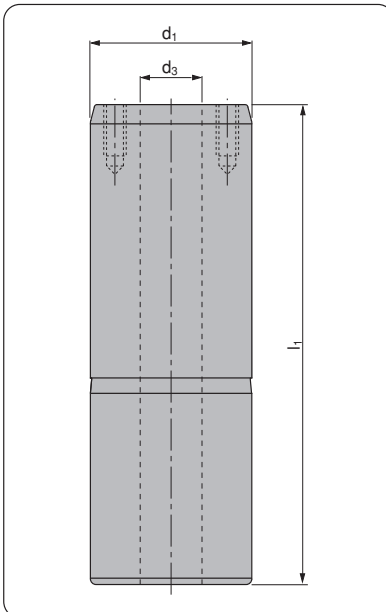
FCA Code	d <sub>1</sub>	l <sub>1</sub>
COL_080250_V	80	250
COL_080280_V	80	280
COL_080315_V	80	315
COL_080355_V	80	355
COL_100315_V	100	315
COL_100355_V	100	355
COL_100400_V	100	400
COL_125355_V	125	355
COL_125400_V	125	400
COL_125450_V	125	450
COL_125500_V	125	500
COL_125550_V	125	550



Material :  
16MnCr5  
Hardened  
HRC : 60 ÷ 62

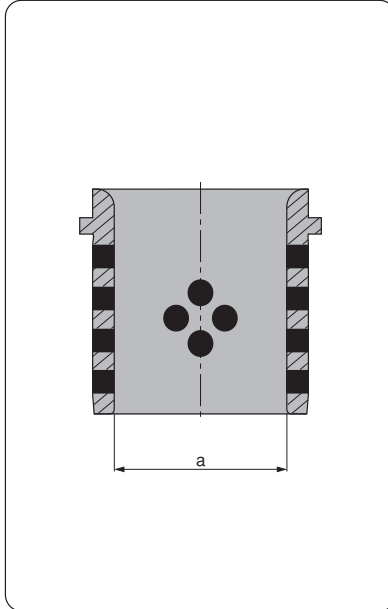
FCA CODE:STQ 10002

FCA Code	d <sub>1</sub>	d <sub>3</sub>	l <sub>1</sub>
COLH080250_V	80	40	250
COLH080280_V	80	40	280
COLH080315_V	80	40	315
COLH080355_V	80	40	355
COLH100315_V	100	50	315
COLH100355_V	100	50	355
COLH100400_V	100	50	400
COLH125355_V	125	65	355
COLH125400_V	125	65	400
COLH125450_V	125	65	450
COLH125500_V	125	65	500
COLH125550_V	125	65	550



Material :  
16MnCr5  
Hardened  
HRC : 60 ÷ 62

FCA CODE:STQ 10002

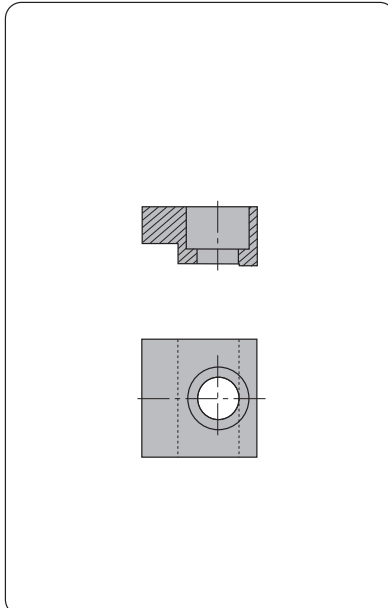



FCA Code	a
BOC_025040_V	25
BOC_032050_V	32
BOC_040063_V	40
BOC_050071_V	50
BOC_063080_V	63
BOC_080100_V	80
BOC_100125_V	100
BOC_125160_V	125

Material :  
Bronze with Non-Liquid Lubricant  
HB ≥ 190

Direction of Motion

**FCA CODE:STQ 10003**

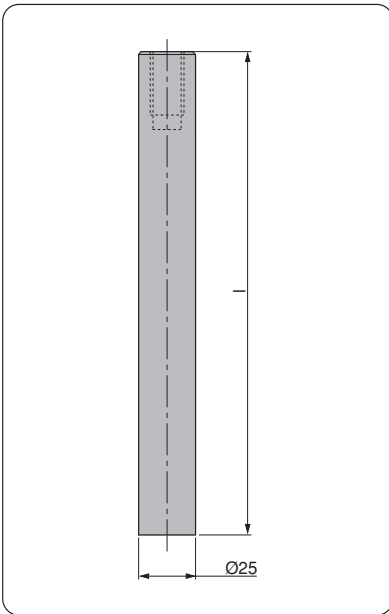


FCA Code	Bushing Size Ø
RIT_202010	25 ÷ 50
RIT_323216	63 ÷ 125

Material :  
CK 45  
Steel

**FCA CODE:STQ 10004**

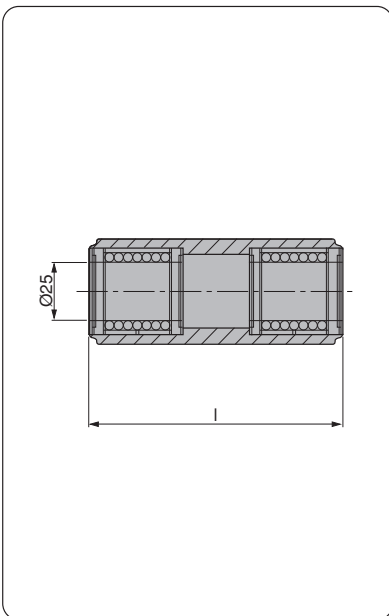
FCA Code	l
COL_025230_3A	230
COL_025315_3B	315
COL_025365_3C	365
COL_025415_3D	415
COL_025465_3E	465



Material :  
CK45  
Hardened  
HRC 56 ± 58

**FCA CODE:STQ 10005**

FCA Code	l
BOC_025112_4A	112
BOC_025200_4B	200

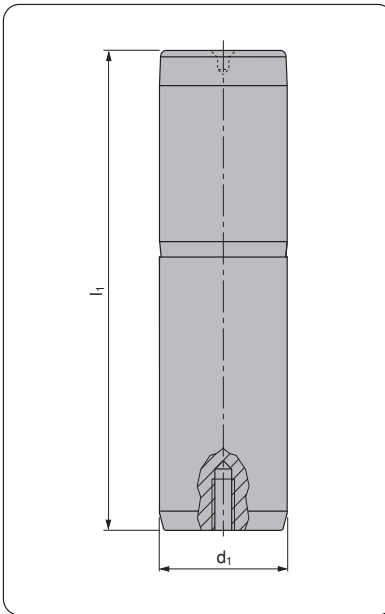


Material :  
CK45

**FCA CODE:STQ 10006**





Material :  
16MnCr5  
Hardened  
HRC 58 ÷ 62

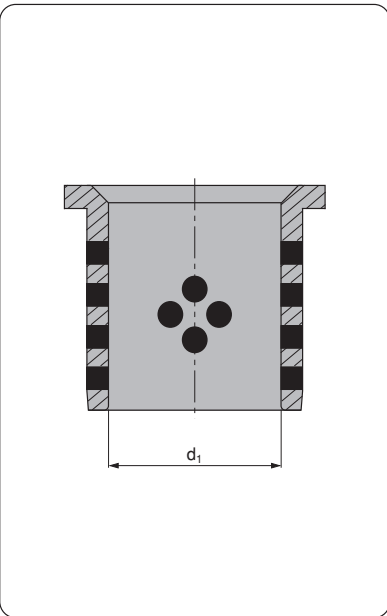


FCA Code	d <sub>1</sub>	l <sub>1</sub>
CO_PR_040200	40	200
CO_PR_040224	40	224
CO_PR_040250	40	250
CO_PR_050224	50	224
CO_PR_050250	50	250
CO_PR_050280	50	280
CO_PR_063250	63	250
CO_PR_063280	63	280
CO_PR_063315	63	315

FCA CODE:STQ 10010




FCA Code	d <sub>1</sub>
BO_PR_40	40
BO_PR_50	50
BO_PR_63	63
BO_PR_80	80


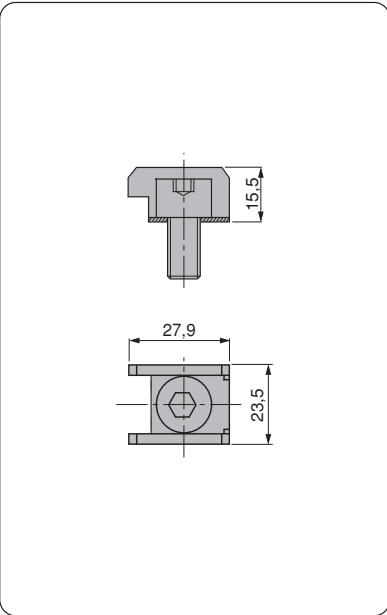


Material :  
 Bronze with Non-Liquid Lubricant  
 HB ≥ 190

Direction of Motion

FCA CODE:STQ 10010


FCA Code
RIT_152327



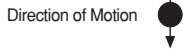
Material :  
 CK45

FCA CODE:STQ 10010

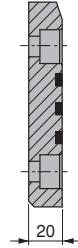
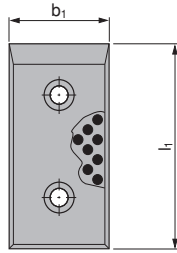




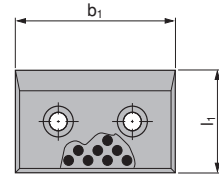
Material :  
Bronze with Non-Liquid Lubricant  
HB ≥ 190



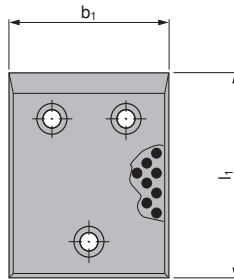
**Form - A**



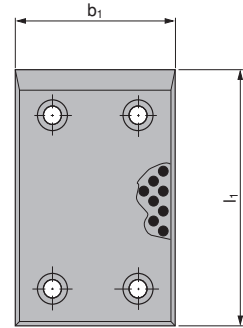
**Form - B**



**Form - C**



**Form - D**

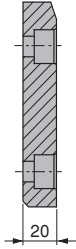
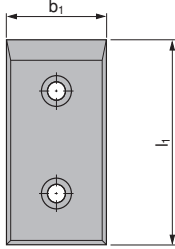


**FCA CODE:STQ 10013**

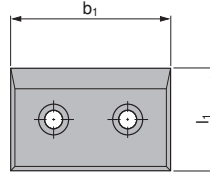
FCA Code	Form	b <sub>1</sub>	l <sub>1</sub>
PBR_05020080	A	50	80
PBR_05020100	A	50	100
PBR_05020125	A	50	125
PBR_05020160	A	50	160
PBR_05020200	A	50	200
PBR_08020050	B	80	50
PBR_08020080	A	80	80
PBR_08020100	A	80	100
PBR_08020125	A	80	125
PBR_08020160	A	80	160
PBR_08020200	A	80	200
PBR_10020050	B	100	50
PBR_10020080	B	100	80
PBR_10020100	A	100	100
PBR_10020125	A	100	125
PBR_10020160	A	100	160
PBR_10020200	A	100	200
PBR_10020250	A	100	250
PBR_10020315	A	100	315

FCA Code	Form	b <sub>1</sub>	l <sub>1</sub>
PBR_125-050	B	125	50
PBR_125-080	B	125	80
PBR_125-100	C	125	100
PBR_125-125	C	125	125
PBR_125-160	C	125	160
PBR_125-200	C	125	200
PBR_125-250	C	125	250
PBR_125-315	C	125	315
PBR_160-100	C	160	100
PBR_160-125	C	160	125
PBR_160-160	C	160	160
PBR_160-200	C	160	200
PBR_160-250	D	160	250
PBR_160-315	D	160	315

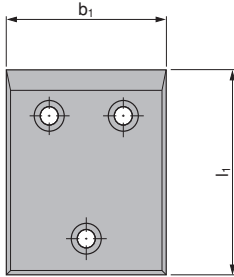
Form - A



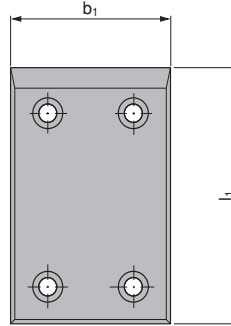
Form - B



Form - C



Form - D



Material :  
16MnCr5  
Hardened  
HRC 58 ÷ 62

**FCA CODE:STQ 10013**

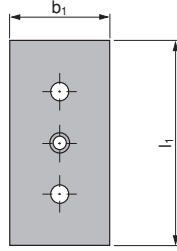
FCA Code	Form	b <sub>1</sub>	l <sub>1</sub>
PAC_05020080	A	50	80
PAC_05020100	A	50	100
PAC_05020125	A	50	125
PAC_05020160	A	50	160
PAC_05020200	A	50	200
PAC_08020050	B	80	50
PAC_08020080	A	80	80
PAC_08020100	A	80	100
PAC_08020125	A	80	125
PAC_08020160	A	80	160
PAC_08020200	A	80	200
PAC_10020050	B	100	50
PAC_10020080	B	100	80
PAC_10020100	A	100	100
PAC_10020125	A	100	125
PAC_10020160	A	100	160
PAC_10020200	A	100	200
PAC_10020250	A	100	250
PAC_10020315	A	100	315

FCA Code	Form	b <sub>1</sub>	l <sub>1</sub>
PAC_125-050	B	125	50
PAC_125-080	B	125	80
PAC_125-100	C	125	100
PAC_125-125	C	125	125
PAC_125-160	C	125	160
PAC_125-200	C	125	200
PAC_125-250	C	125	250
PAC_125-315	C	125	315
PAC_160-100	C	160	100
PAC_160-125	C	160	125
PAC_160-160	C	160	160
PAC_160-200	C	160	200
PAC_160-250	D	160	250
PAC_160-315	D	160	315

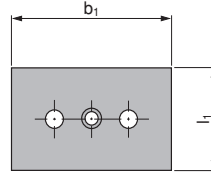


Material :  
Steel  
Fe 320

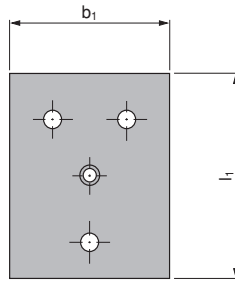
**Form - A**



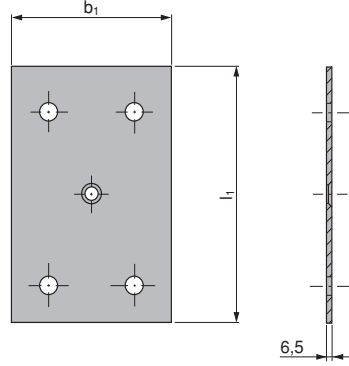
**Form - B**



**Form - C**



**Form - D**


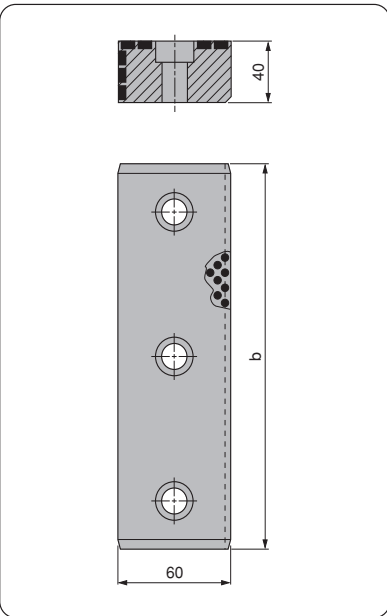


**FCA CODE:STQ 10013**

FCA Code	Form	b <sub>1</sub>	l <sub>1</sub>
PSP_05006200	A	48	198
PSP_08006050	B	78	48
PSP_08006080	A	78	78
PSP_08006100	A	78	98
PSP_08006125	A	78	123
PSP_08006160	A	78	158
PSP_08006200	A	78	198
PSP_10006050	B	98	48
PSP_10006100	A	98	98
PSP_10006125	A	98	123
PSP_10006160	A	98	158
PSP_10006200	A	98	198
PSP_10006250	A	98	248
PSP_10006315	A	98	313
PSP_12506050	B	123	48
PSP_12506100	C	123	98
PSP_12506125	C	123	123
PSP_12506160	C	123	158
PSP_12506200	C	123	198
PSP_12506250	C	123	248
PSP_12506315	C	123	313

FCA Code	Form	b <sub>1</sub>	l <sub>1</sub>
PSP_16006050	B	158	48
PSP_16006100	C	158	98
PSP_16006125	C	158	123
PSP_16006160	C	158	158
PSP_16006200	C	158	198
PSP_16006250	D	158	248
PSP_16006315	D	158	313

FCA Code	b
P2S_060040125	125
P2S_060040160	160
P2S_060040200	200

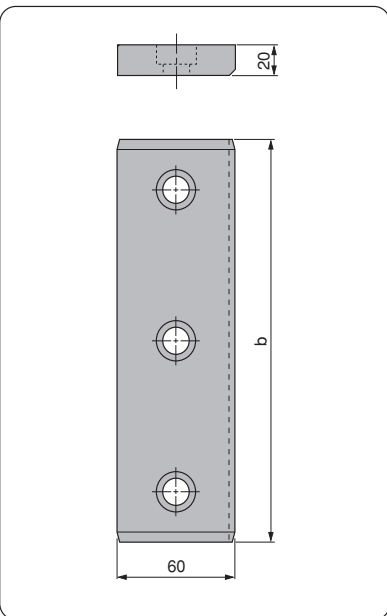


Material :  
Bronze with Non-Liquid Lubricant  
HB ≥ 190

Direction of Motion

FCA CODE:STQ 10014

FCA Code	b
PA2S_059020125	125
PA2S_059020160	160
PA2S_059020200	200
PA2S_059020250	250
PA2S_059020320	320

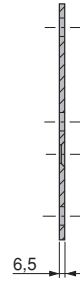
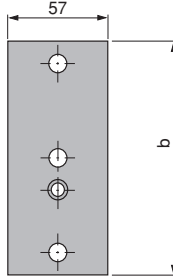


Material :  
16MnCr5  
Hardened  
HRC 58 ± 62

FCA CODE:STQ 10014



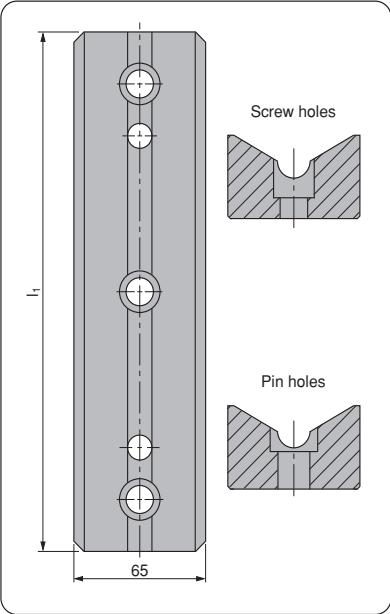
Material :  
Steel  
Fe 320



**FCA CODE:STQ 10014**

FCA Code	b
PSP2S_057006123	123
PSP2S_057006158	158
PSP2S_057006198	198
PSP2S_057006248	248
PSP2S_057006318	318


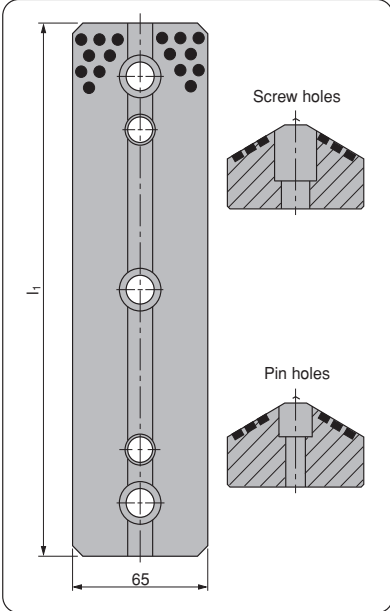
FCA Code	$l_1$
G_V_150065_F	150
G_V_200065_F	200
G_V_250065_F	250
G_V_300065_F	300



Material :  
CK45  
Hardened  
HRC 58 ÷ 60

FCA CODE:STQ 10015

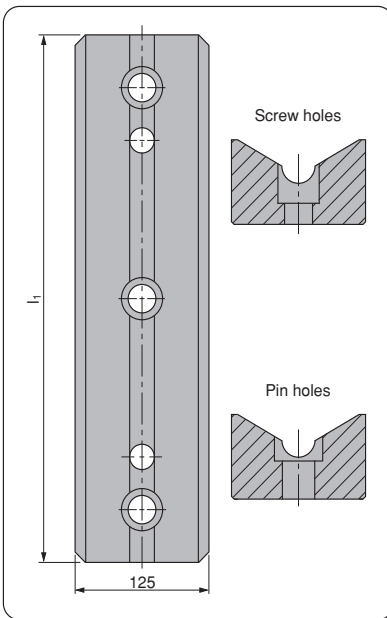
FCA Code	$l_1$
G_V_150065_M	150
G_V_200065_M	200
G_V_250065_M	250
G_V_300065_M	300



Material :  
Bronze with Non-Liquid Lubricant  
HB ≥ 190

Direction of Motion

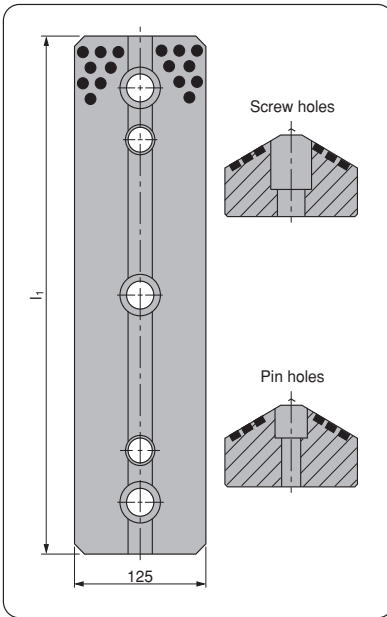

FCA CODE:STQ 10015



Material :  
CK45  
Hardened  
HRC 58 ÷ 60

FCA Code	l <sub>1</sub>
G_V_150125_F	150
G_V_200125_F	200
G_V_250125_F	250
G_V_300125_F	300

**FCA CODE:STQ 10015**




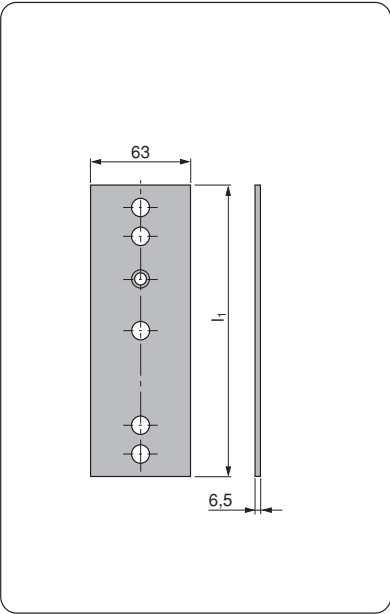
Material :  
Bronze with Non-Liquid Lubricant  
HB ≥ 190

Direction of Motion

FCA Code	l <sub>1</sub>
G_V_150125_M	150
G_V_200125_M	200
G_V_250125_M	250
G_V_300125_M	300

**FCA CODE:STQ 10015**


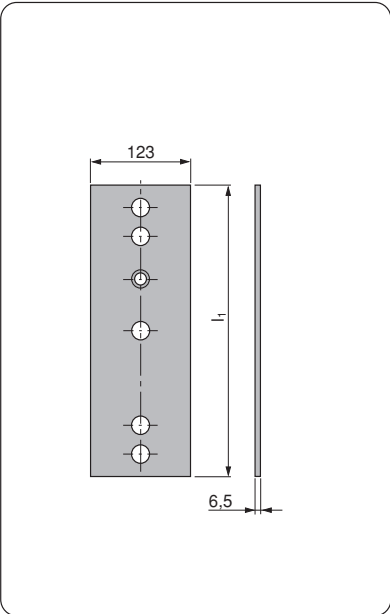
FCA Code	$l_1$
SPV_06150065	148
SPV_06200065	198
SPV_06250065	248
SPV_06300065	298



Material :  
Steel  
Fe320

FCA CODE:STQ 10015

FCA Code	$l_1$
SPV_06150125	148
SPV_06200125	198
SPV_06250125	248
SPV_06300125	298



Material :  
Steel  
Fe320

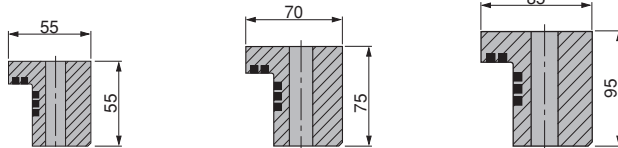
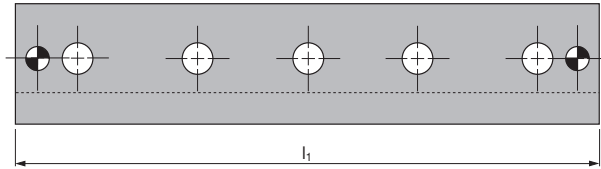
FCA CODE:STQ 10015





Material :  
Bronze with Non-Liquid Lubricant  
HB  $\geq$  190


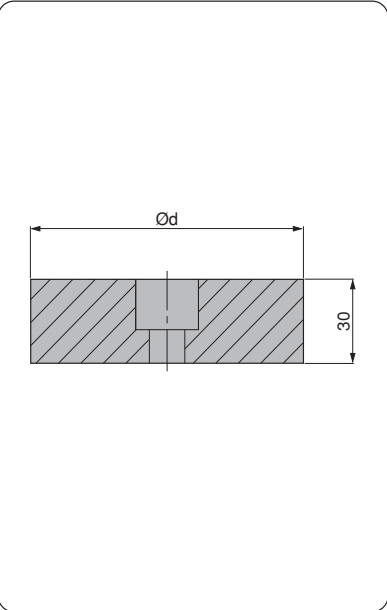
Direction of Motion ← ● →



**FCA CODE:STQ 10017**

FIAT Code	$l_1$
G_L_055055100	100
G_L_055055160	160
G_L_070075160	160
G_L_070075200	200
G_L_070075250	250
G_L_070075400	400
G_L_085090160	160
G_L_085090200	200
G_L_085090250	250
G_L_085090400	400


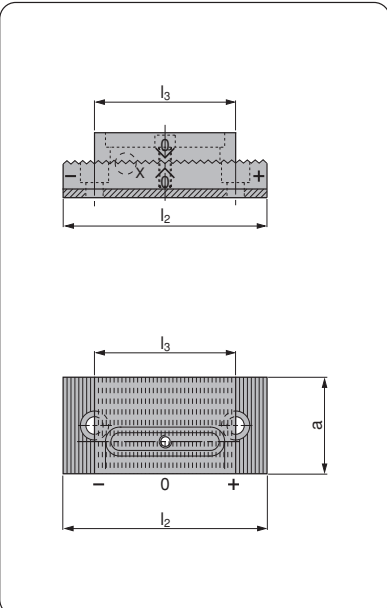
FCA Code	d
TC_080030	80
TC_100030	100
TC_120030	120



Material :  
42CrMo4  
Hardened  
HRC 46 ÷ 48


FCA CODE:STQ 20020

FCA Code	a	l <sub>2</sub>	l <sub>3</sub>
TCRS_13060	60	130	90
TCRS_16080	80	160	110

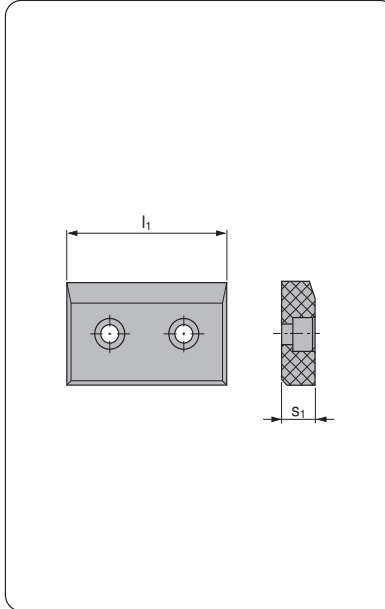


Material :  
90MnCrV8  
Hardened  
HRC 58 ÷ 60

FCA CODE:STQ 20020



Material :  
Urelast 90 SH



FCA Code	l <sub>1</sub>	s <sub>1</sub>
PPSP_90SH	115	31
PPSP100_90SH	100	20

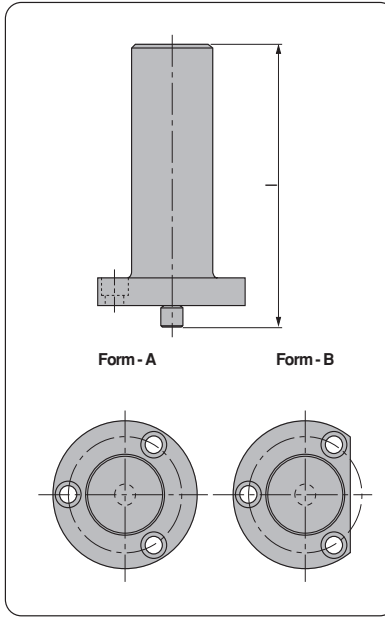
FCA CODE:STQ 20021



Material :  
42CrMo4  
800 ÷ 1000 N/mm<sup>2</sup>  
Forged  
Hardened  
HRC 50 ÷ 52

"H" is giving by the customer.

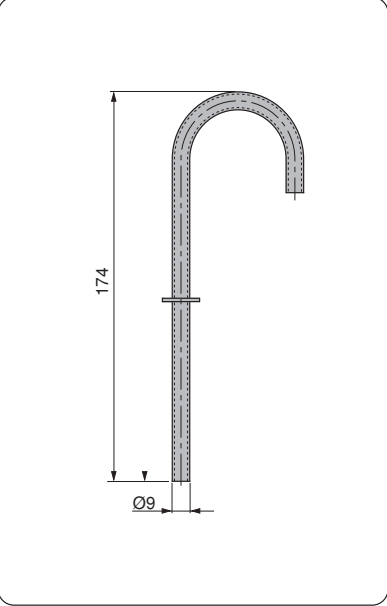
**Order Example:**  
**Form A and l=290**  
Order Code:CA\_A\_290



FCA Code	Form	l
CA_A_XXX	A	XXX
CA_B_XXX	B	XXX

FCA CODE:STQ 20022

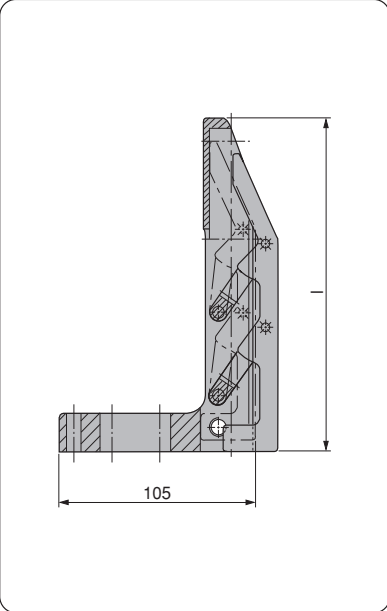
FCA Code
TU_08174



Material :  
Steel

**FCA CODE:STQ 20023**

FCA Code	I
RIF_M12L120	120
RIF_M12L150	150
RIF_M12L180	180
RIF_M12L250	250

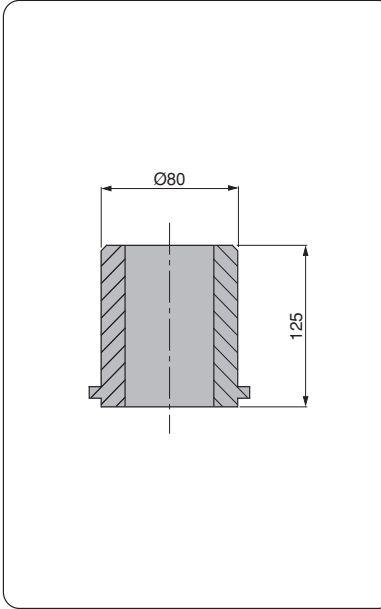


Material :  
CK45  
Forged  
Hardened  
HRC 58 ÷ 60

**FCA CODE:STQ 20024**



Material :  
16MnCr5  
Hardened  
HRC : 58 ÷ 60



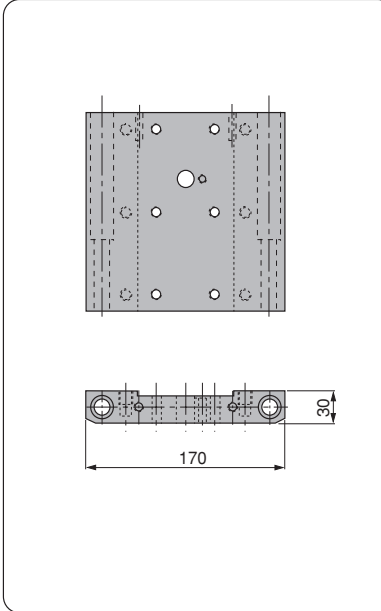
FCA Code

BOCB\_060125

FCA CODE:STQ 20025



Material :  
16MnCr5  
Hardened  
HRC : 58 ÷ 60



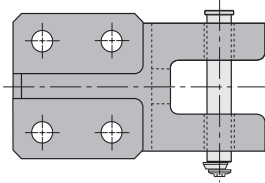
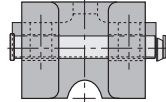
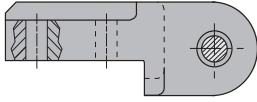
FCA Code

Part 1

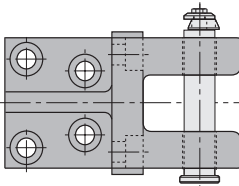
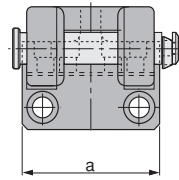
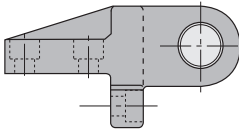
GU - 030 170 XXX

FCA CODE:STQ 20026

Form - A



Form - B



Material :  
CK45  
800 ÷ 1000 N/mm<sup>2</sup>

**WARNING !**  
For safety reasons, the weight of the tool has to be supported by just two lifting pins.

**Respect the max load**

**UYARI !**  
Güvenlik nedeniyle kalıp ağırlığı iki adet taşıma piminin taşıyabileceği maksimum yük miktarını aşmamalıdır.

**Maksimum yükü göz ardı etmeyiniz**

**ACHTUNG !**  
Aus Sicherheitsgründen achten Sie immer dass zwei Tragbolzen das gesamte Werkzeugs gewicht tragen müssen.

**Maximale Nutzlast beachten**

**FCA CODE:STQ 40001**

FCA Code

GR\_ST\_KG600  
GR\_ST\_KG1000  
GR\_ST\_KG2000  
GR\_ST\_KG4000  
GR\_ST\_KG7000



Material :  
CK45

**WARNING !**

For safety reasons, the weight of the tool has to be supported by just two lifting pins.

**Respect the max load**

**UYARI !**

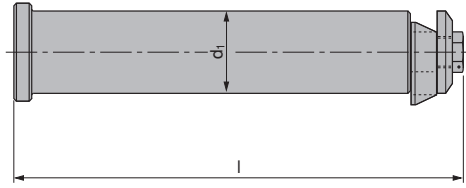
Güvenlik nedeniyle kalıp ağırlığı iki adet taşıma piminin taşıyabileceği maksimum yük miktarını aşmamalıdır.

**Maksimum yükü göz ardı etmeyiniz**

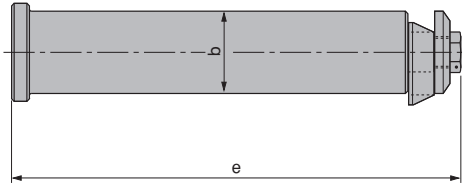
**ACHTUNG !**

Aus Sicherheitsgründen achten Sie immer dass zwei Tragbolzen das gesamte Werkzeugs gewicht tragen müssen.

**Maximale Nutzlast beachten**

**FCA CODE:STQ 40001**

FCA Code	Max. Load (Kg)	Max. Die Weight (Kg)	d <sub>1</sub>	l
ST_KG600_P	600	1200	15,6	102,5
ST_KG1000_P	1000	2000	20,6	113,5
ST_KG2000_P	2000	4000	25,6	128,5
ST_KG4000_P	4000	8000	33	166,5
ST_KG7000_P	7000	14000	43	210,5



Material :  
CK45

**WARNING !**  
For safety reasons, the weight of the tool has to be supported by just two lifting pins.

**Respect the max load**

**UYARI !**  
Güvenlik nedeniyle kalıp ağırlığı iki adet taşıma piminin taşıyabileceği maksimum yük miktarını aşmamalıdır.

**Maksimum yükü göz ardı etmeyiniz**

**ACHTUNG !**  
Aus Sicherheitsgründen achten Sie immer dass zwei Tragbolzen das gesamte Werkzeugs gewicht tragen müssen.

**Maximale Nutzlast beachten**

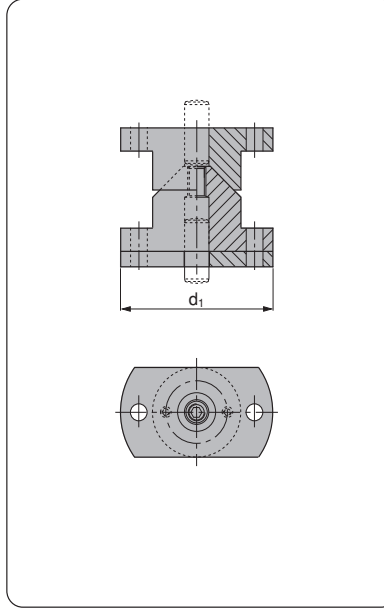
**FCA CODE:STQ 4002**

FCA Code	Max. Load (Kg)	Max. Die Weight (Kg)	b	e
SOL_KG2000	2000	4000	29	178,5
SOL_KG3200	3200	6400	33	200,5
SOL_KG5000	5000	10000	43	233
SOL_KG8000	8000	16000	53	282
SOL_KG12000	12000	24000	63	352,5
SOL_KG8000_T	8000	16000	53	227
SOL_KG13000_T	13000	26000	63	272,5






Material :  
16MnCr5  
Hardened  
HRC : 60 ÷ 62

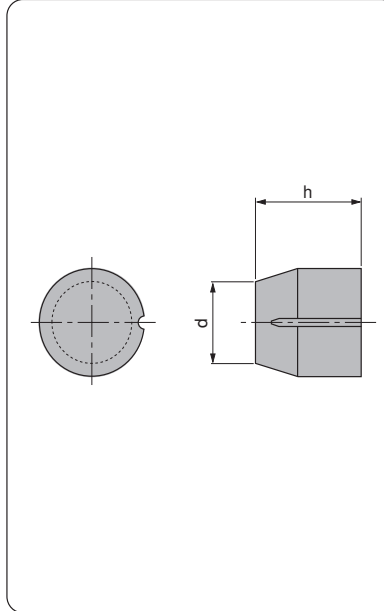


FCA Code	d <sub>1</sub>
CN_100_B	100
CN_120_B	120

FCA CODE:STQ 40003


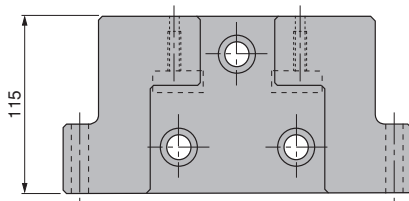
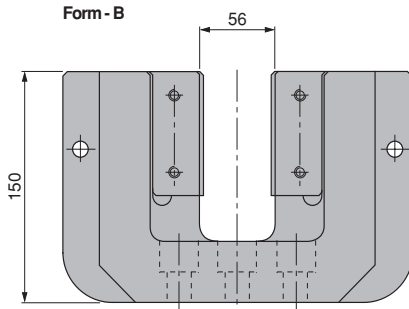
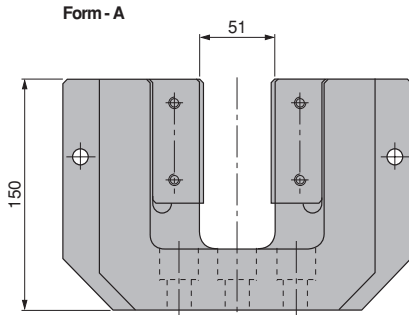


Material :  
Polyurethane 90 Sh



FCA Code	d	h	Fmax. Newton
PU_EL_06	6	9,5	9,5
PU_EL_10	10	15,5	15,5
PU_EL_16	16	25	25
PU_EL_24	24	25	25
PU_EL_30	30	35	35
PU_EL_32	32	32	32
PU_EL_39,5	39,5	40	40

FCA CODE:STQ 40004



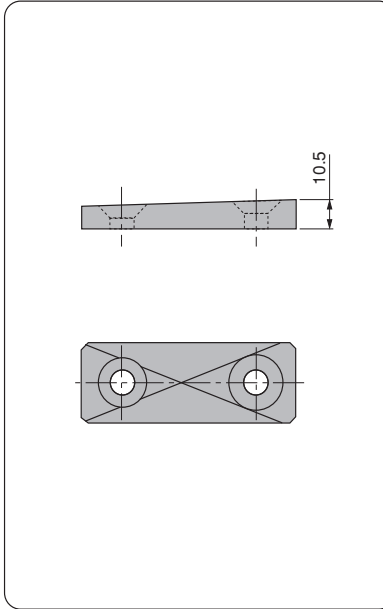
Material :  
36CrNiMo4  
950 ÷ 1000 N/mm<sup>2</sup>

**FCA CODE:STQ 40005**

FCA Code	Form
ST_S01	A
ST_S02	B




Material :  
36CrNiMo4  
Hardened  
HRC : 50 ÷ 52



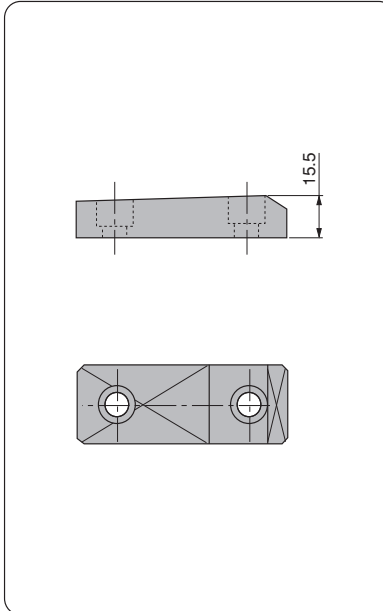
FCA Code

PIA\_PA01

FCA CODE:STQ 40005



Material :  
36CrNiMo4  
Hardened  
HRC : 50 ÷ 52

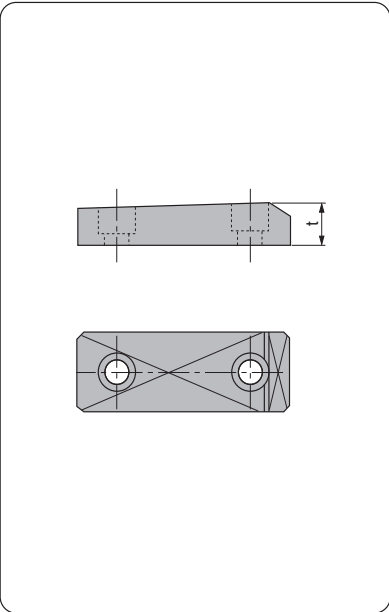


FCA Code

PIA\_PA02

FCA CODE:STQ 40005


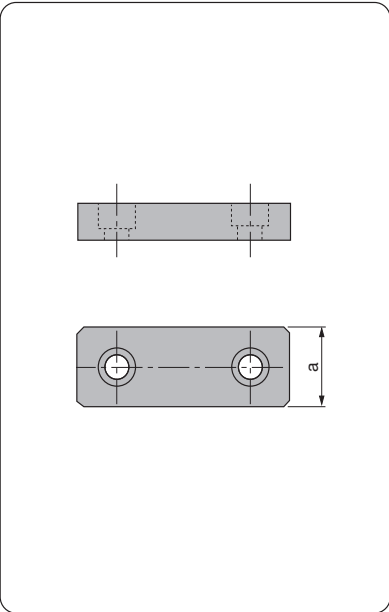
FCA Code	t
PIA_PA05	15,5
PIA_PA06	20,5



Material :  
36CrNiMo4  
Hardened  
HRC : 50 ÷ 52

**FCA CODE:STQ 40005**

FCA Code	a
PIA_PR02	32,5
PIA_PR03	35

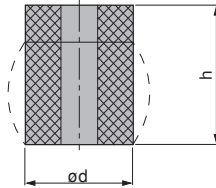


Material :  
36CrNiMo4  
Hardened  
HRC : 50 ÷ 52

**FCA CODE:STQ 40005**



Material :  
Elastomer 92 Sh

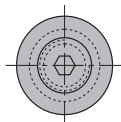
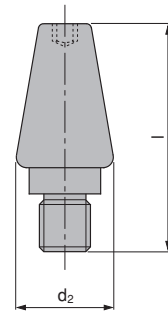


FCA Code	d	h
MOL_063100	63	100
MOL_080080	80	80
MOL_080100	80	100
MOL_080125	80	125
MOL_100080	100	80
MOL_100100	100	100
MOL_100125	100	125
MOL_125100	125	100
MOL_125125	125	125
MOL_125160	125	160

FCA CODE:STQ 40006



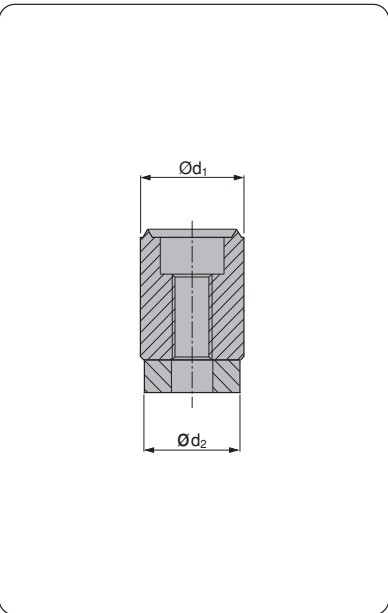
Material :  
36CrNiMo4



FCA Code
PRN_MO_M12
PRN_MO_M16
PRN_MO_M20

FCA CODE:STQ 40006

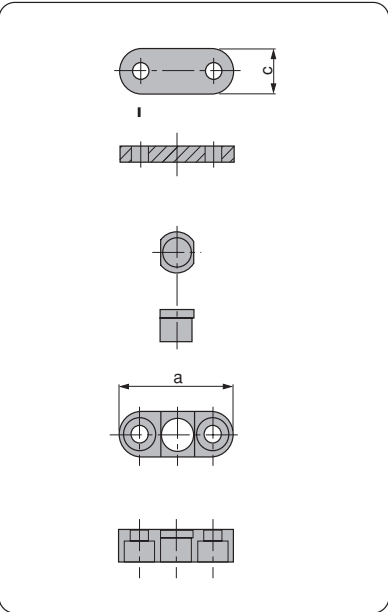
FCA Code	d <sub>1</sub>	d <sub>2</sub>
PFC_012	13	12
PFC_016	19	18
PFC_018	25	24



Material :  
X205CR12KU  
Hardened  
HRC : 60 ÷ 62

**FCA CODE:STQ 40007**

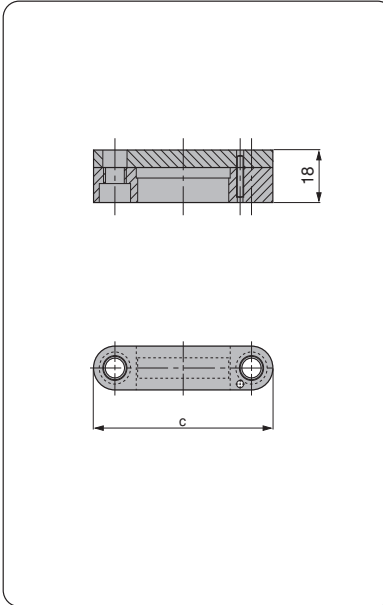
FCA Code	a	c
GRME_N10044017	44	17
GRME_N15052022	52	22



Material (Shin Plate and Stamp) :  
90MnCrV8  
Hardened  
HRC 54 ÷ 56

Material (Retainer) :  
36CrNiMo4  
Hardened  
HRC 48 ÷ 50

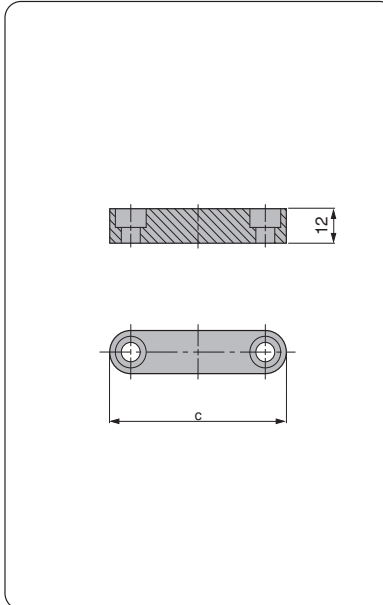
**FCA CODE:STQ 40008**



Material :  
CK45

FCA Code	c
GRLO_3P_123045	45
GRLO_4P_163247	47
GRLO_8P_324863	63

FCA CODE:STQ 40009



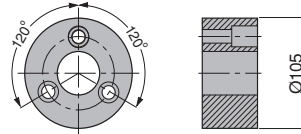
Material :  
CK45

FCA Code	c
TCON_3P_123045	45
TCON_4P_163247	47
TCON_8P_324863	63

FCA CODE:STQ 40009

FCA Code

CNT\_ST\_01



Material :  
36CrNiMo4

FCA CODE:STQ 40010

FCA Code

Form

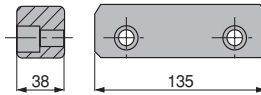
CTN\_ST\_02

A

CTN\_ST\_03

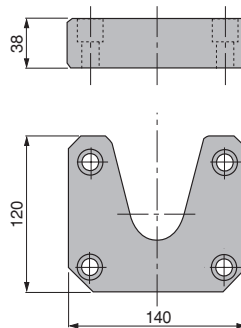
B

Form - A



Material :  
36CrNiMo4

Form - B

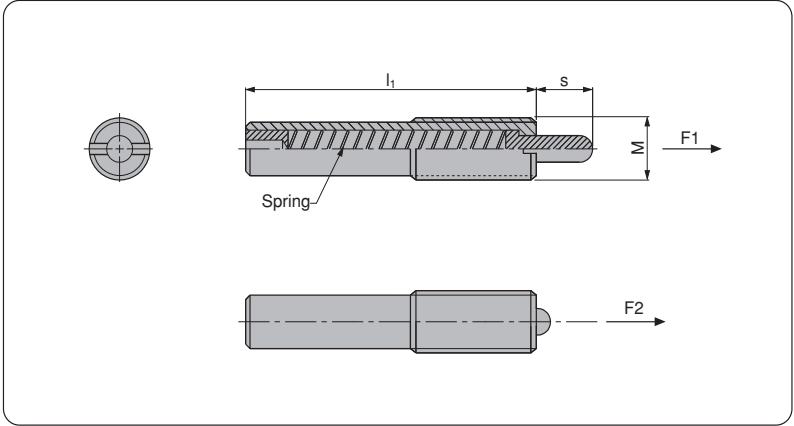


FCA CODE:STQ 40011





Material :  
Steel

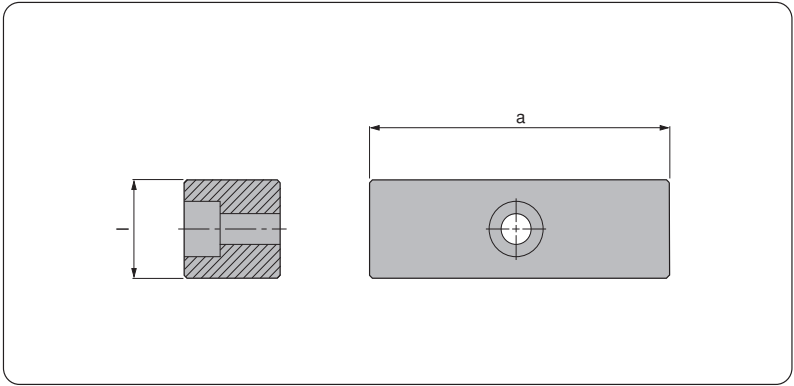


**FCA CODE:STQ 40012**

FCA Code	M	l <sub>1</sub>	F1 (N/mm <sup>2</sup> )	F2 (N/mm <sup>2</sup> )
ESP_H_M1210	M12	45	7	40
ESP_H_M1615	M16	60	15	80
ESP_H_M1630	M16	125	20	80



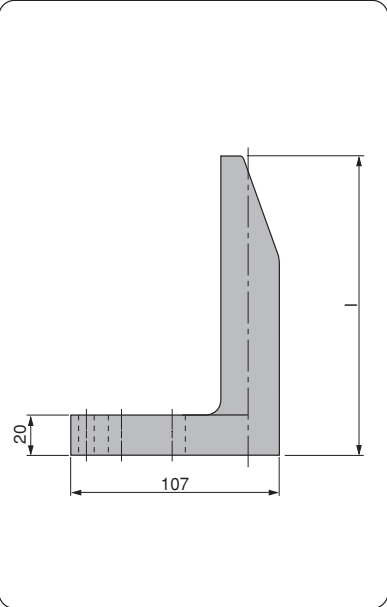
Material :  
CK45



**FCA CODE:STQ 40013**

FCA Code	a	l
CH_R_025080	80	25
CH_R_025125	125	25
CH_R_030080	80	30
CH_R_030125	125	30
CH_R_034090	90	34

FCA Code	I
RIF_L_065	65
RIF_L_090	90
RIF_L_120	120
RIF_L_150	150
RIF_L_180	180
RIF_L_250	250
RIF_L_XXX	I is giving by the customer

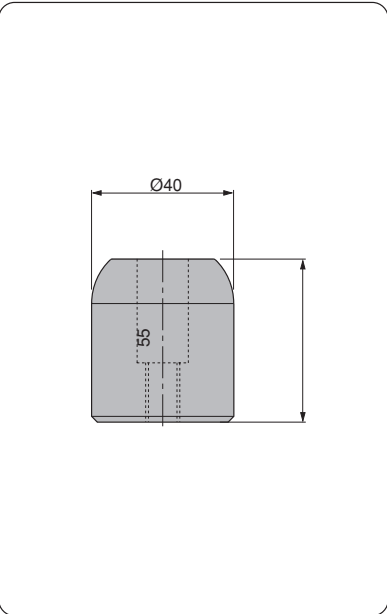


Material :  
CK45  
Forged

**Order Example:**  
I=110  
Order Code:RIF\_L\_110

**FCA CODE:STQ 40014**

FCA Code
PDC_04055

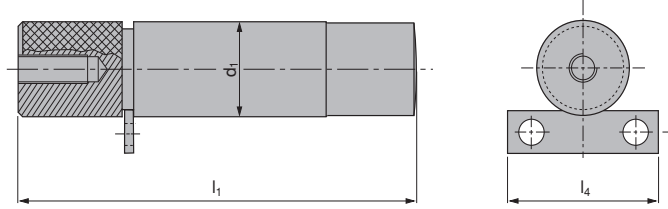


Material :  
16MnCr5  
Hardened  
HRC 58 ÷ 60

**FCA CODE:STQ 40015**



Material :  
36CrNiMo4

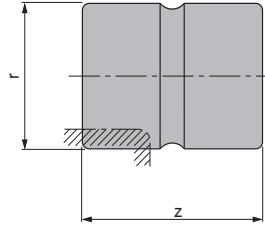


**FCA CODE:STQ 40017**

FCA Code	d <sub>1</sub>	l <sub>1</sub>	l <sub>4</sub>
PRN_040172	40	172	65
PRN_050206	50	206	70



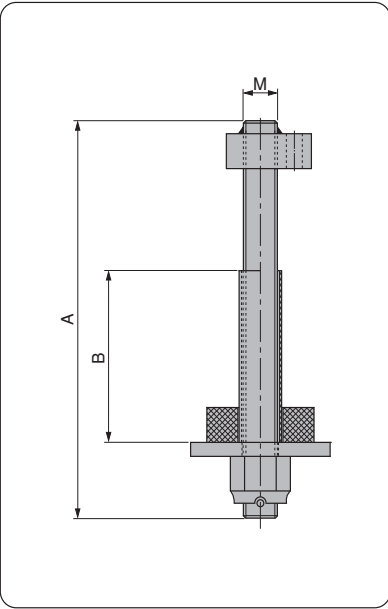
Material :  
Elastomer 92 Sh



**FCA CODE:STQ 40018**

FCA Code	r	z
AMM_05070	50	70
AMM_06380	63	80

FCA Code	M	Max.Load (Kg)
GRTI_M16AB	M16	250
GRTI_M20AB	M20	450
GRTI_M24AB	M24	750
GRTI_M30AB	M30	1250



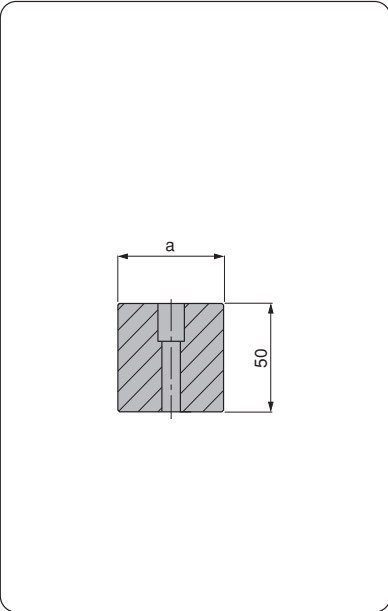
Material :  
Steel

A and B are given by the customer.

**Order Example:**  
**M=20, A= 247 and B=110**  
 OrderCode:  
**GRTI\_M20A247B110**

FCA CODE:STQ 40019

FCA Code	a
DST_050050	50
DST_090050	90

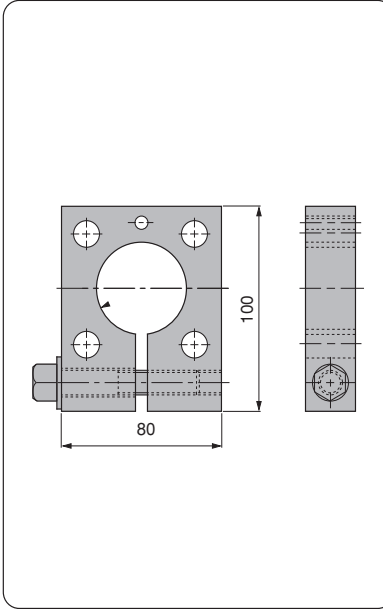


Material :  
CK45

FCA CODE:STQ 40020



Material :  
CK45



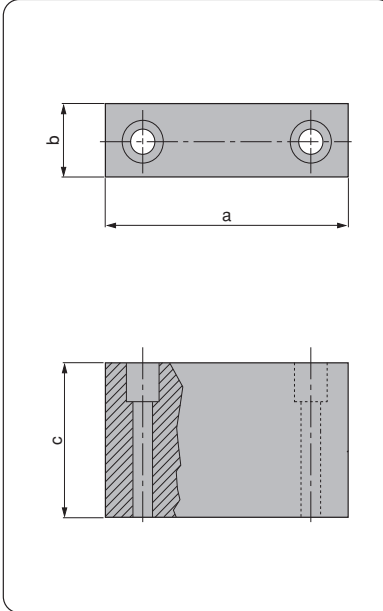
FCA Code

MOR\_025080100

FCA CODE:STQ 40021



Material :  
CK45



FCA Code

FCA Code	a	b	c
ARR_502545	50	25	45
ARR_502565	50	25	65
ARR_752545	75	25	45
ARR_752565	75	25	65

FCA CODE:STQ 60010

FCA Code

ARR\_AMM\_D24

---

---

---

---

---

---

---

---

---

---

---

---

---

---

---

---

---

---

---

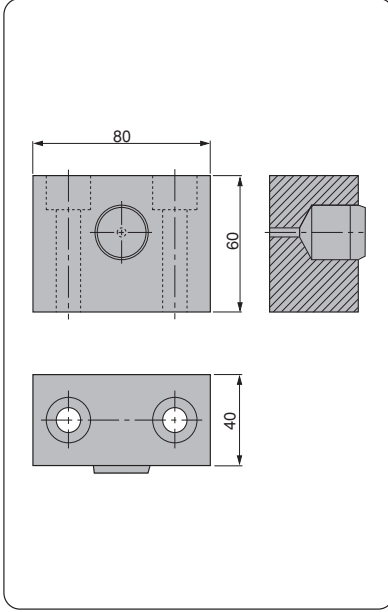
---

---

---

---

---



Material :  
CK45

FCA CODE:STQ 60011

FCA Code	Form	w	a
LA_130160_S	A	130	160
LA_130200_S	A	130	200
LA_170250_S	B	170	250
LA_170320_S	B	170	320

---

---

---

---

---

---

---

---

---

---

---

---

---

---

---

---

---

---

---


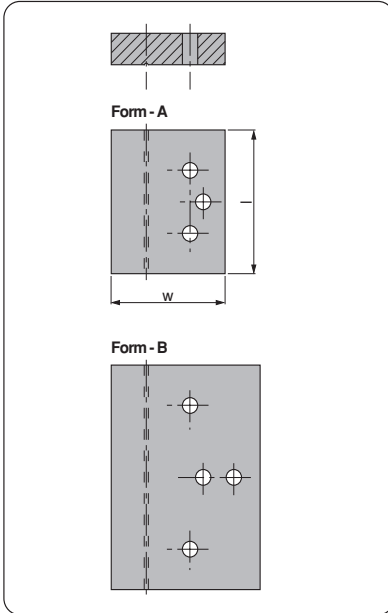
---

---

---


---

---

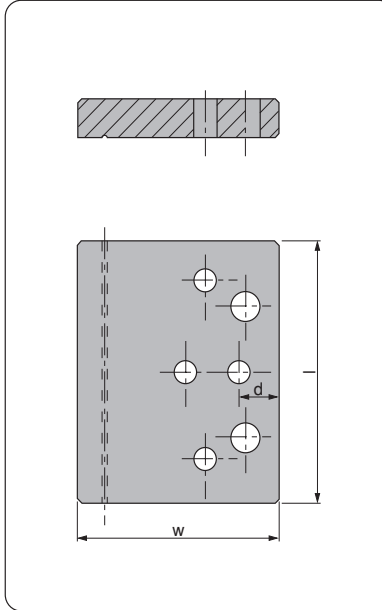


Material :  
16MnCr5  
Hardened  
HRC 58 ÷ 62

FCA CODE:STQ 60012




Material :  
16MnCr5  
Hardened  
HRC 58 ÷ 62

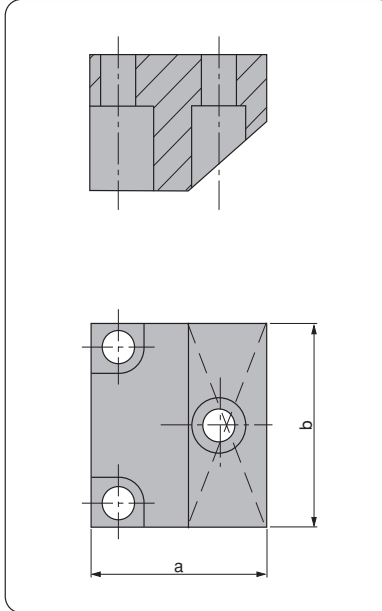


FCA Code	d	w	l
LA_170160_C	-	170	160
LA_170200_C	-	170	200
LA_170250_C	30	170	250
LA_170320_C	30	170	320

**FCA CODE:STQ 60012**



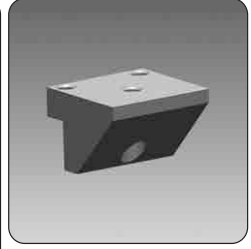
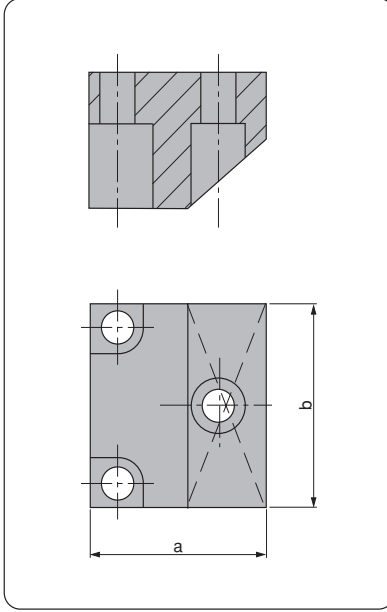
Material :  
39NiCrMo3  
Hardened  
HRC 54 ÷ 56



FCA Code	a	b
P_CH_406045	45	60
P_CH_406050	50	60
P_CH_406055	55	60
P_CH_406058	58	60
P_CH_408045	45	80
P_CH_408050	50	80
P_CH_408055	55	80
P_CH_408058	58	80

**FCA CODE:STQ 60013**


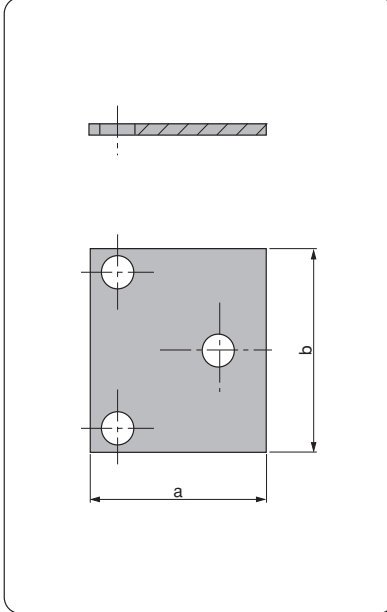
FCA Code	a	b
P_CS_406045	45	60
P_CS_406050	50	60
P_CS_406055	55	60
P_CS_406058	58	60
P_CS_408045	45	80
P_CS_408050	50	80
P_CS_408055	55	80
P_CS_408058	58	80



Material :  
16MnCr5  
Hardened  
HRC 58 ÷ 60

**FCA CODE:STQ 60013**

FCA Code	a	b
SP_P_056045	45	60
SP_P_056050	50	60
SP_P_056055	55	60
SP_P_056058	58	60
SP_P_058045	45	80
SP_P_058050	50	80
SP_P_058055	55	80
SP_P_058058	58	80



Material :  
Steel

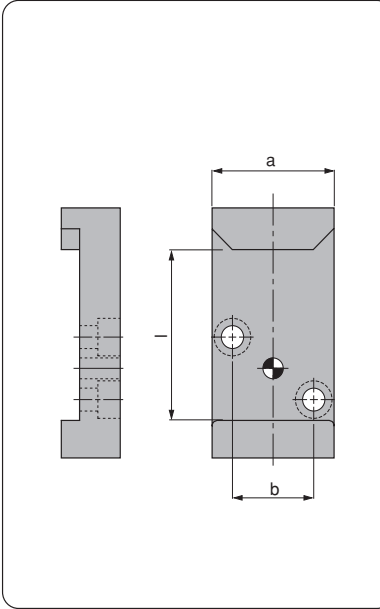
**FCA CODE:STQ 60013**





Material :  
CK45  
Hardened  
HRC 52 ÷ 54

Order Example:  
 $a=35$  and  $l=110$   
OrderCode:  
GA\_35110

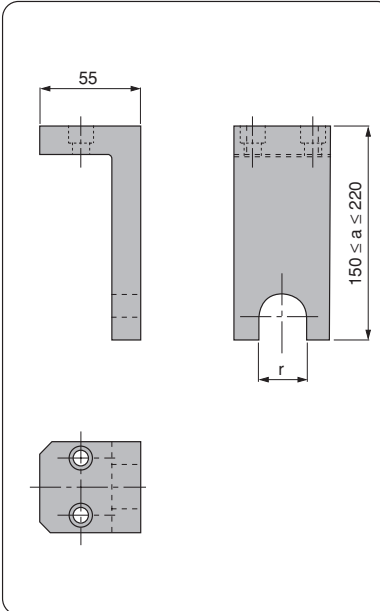


FCA Code	a	b	l
GA_35XXX	35	15	XXX
GA_60XXX	60	40	XXX

FCA CODE:STQ 60014



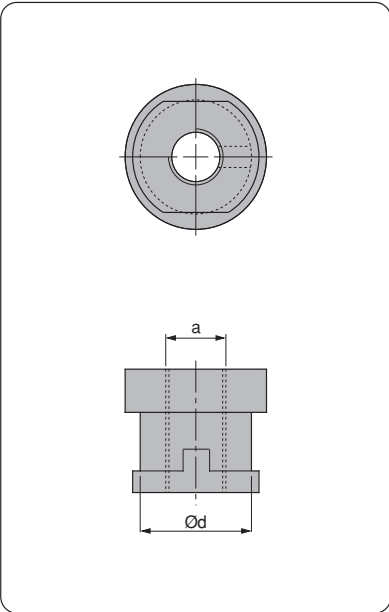
Material :  
Steel



FCA Code	a	r
FOR_39XXX	$150 \leq A \leq 220$	39
FOR_49XXX	$150 \leq A \leq 220$	49

FCA CODE:STQ 60015

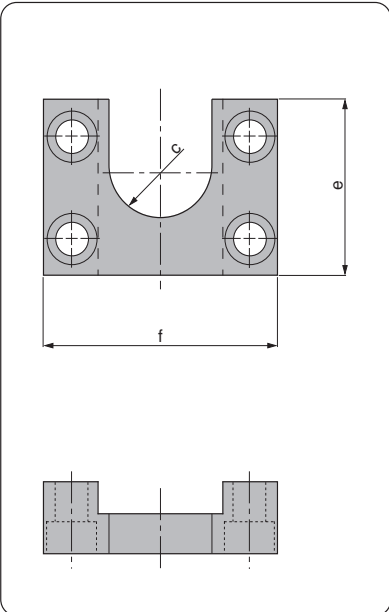
FCA Code	a	d
NO_3530M10	M10x1,25	25
NO_3530M12	M12x1,25	25
NO_4740M16	M16x1,5	37
NO_4740M20	M20x1,5	37
NO_4740M27	M27x2	37
NO_5750M27	M27x2	47
NO_5750M36	M36x2	47



Material :  
CK45

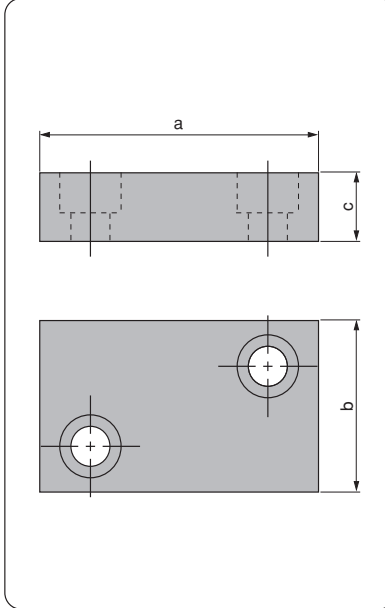

FCA CODE:STQ 70018

FCA Code	c	e	f
FO_NO_3530	14	50	80
FO_NO_4740	20	55	100
FO_NO_5750	25	65	120



Material :  
16MnCr5  
Hardened  
HRC 58 ÷ 60

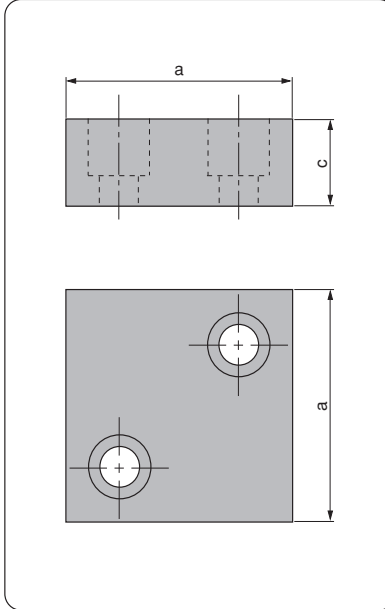
FCA CODE:STQ 70019



FCA Code	a	b	c
RE_502512_R	50	25	12
RE_503012_R	50	30	12
RE_703515_R	70	35	15
RE_755015_R	75	50	15
RE_856015_R	85	60	15
RE_1008020_R	100	80	20
RE_11010020_R	110	100	20

Material :  
90MnCrV8  
Hardened  
HRC 50 ÷ 52

**FCA CODE:STQ 70040**

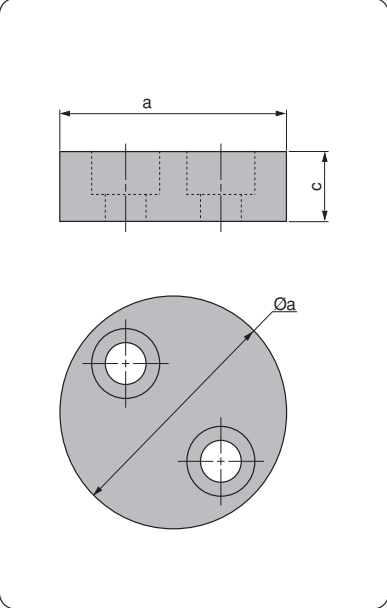


FCA Code	a	c
RE_404015_Q	40	15
RE_565620_Q	56	20
RE_717120_Q	71	20
RE_909020_Q	90	20
RE_14014020_Q	140	20

Material :  
90MnCrV8  
Hardened  
HRC 50 ÷ 52

**FCA CODE:STQ 70040**


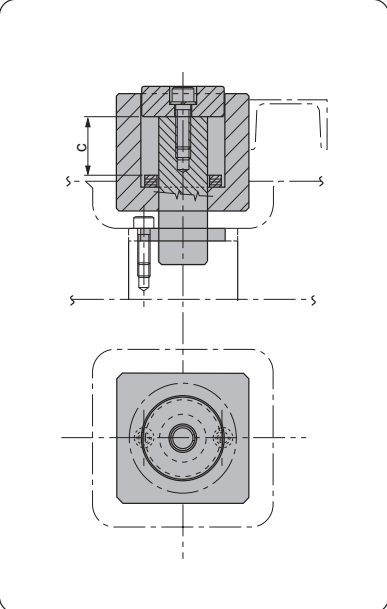
FCA Code	a	c
RE_50SP15_C	50	15
RE_70SP20_C	70	20
RE_94SP20_C	94	20



Material :  
90MnCrV8  
Hardened  
HRC 50 ÷ 52

**FCA CODE:STQ 70040**

FCA Code	c
GRG_TRA_C15	15
GRG_TRA_C25	25
GRG_TRA_C30	50



Material (Blocks):  
CK45

Material (Elastomer Damper) :  
Urelast 92 Sh

Material (Guide Post) :  
16MnCr5  
Hardened  
HRC 58 ÷ 60

**FCA CODE:STQ 80001**

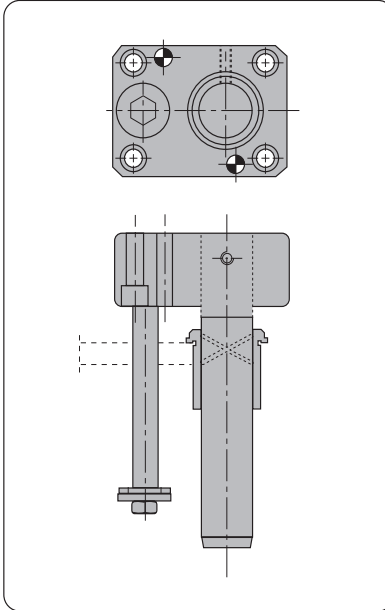


Material (Bush) :  
Bronze HB > 190

Material (Guide Post) :  
16MnCr5  
Hardened  
HRC 52 ÷ 54

Material (Block) :  
St52

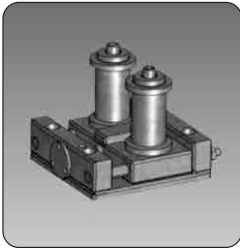
Material (Elastomer Damper) :  
Elastomer 90 Sh  
M12x30 DIN 913



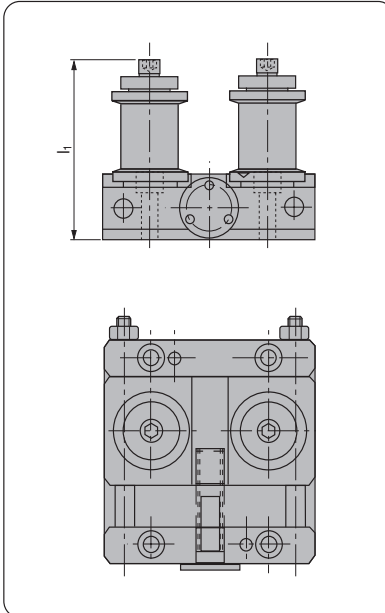
FCA Code

GRC\_AR\_050300

**FCA CODE:STQ 80002**



Material :  
Steel



FCA Code

$l_1$

Stroke

GUN\_M\_55150

150

13-23

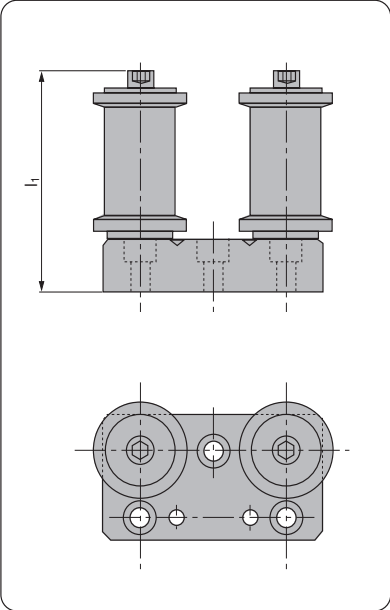
GUN\_M\_73157

157

48

**FCA CODE:STQ 80003**

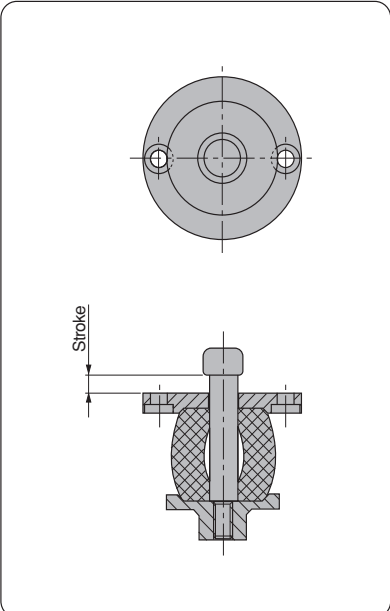
FCA Code	$l_1$	Stroke
GUN_F_55141	141	13 - 23
GUN_F_73159	159	48



Material :  
Steel

**FCA CODE:STQ 80004**

FCA Code	Stroke
GR_MTR_C12	12

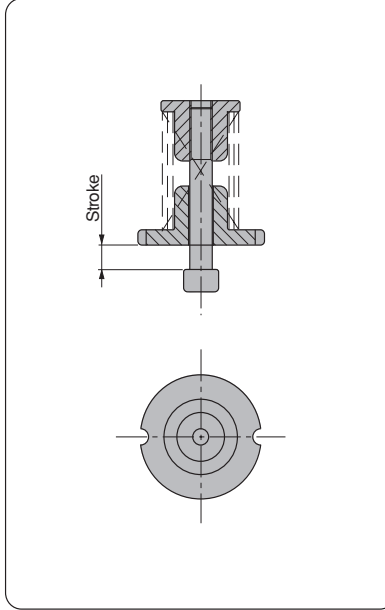


Material :  
Steel  
Elastomer 92 Sh

**FCA CODE:STQ 80005**



Material :  
Steel

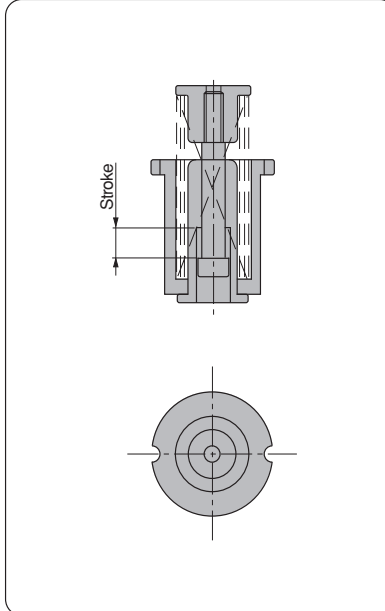


FCA Code	Stroke
GR_MTR_C15	15

FCA CODE:STQ 80005




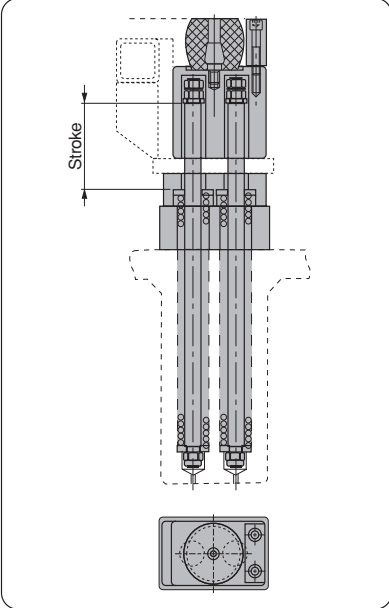
Material :  
Steel



FCA Code	Stroke
GR_MO_C25	25
GR_MO_C50	50

FCA CODE:STQ 80005

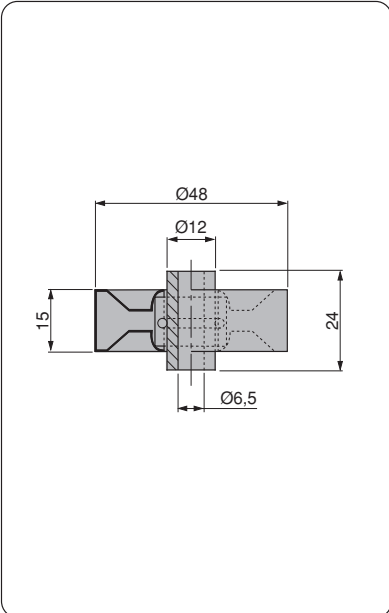
FCA Code	Stroke
GR_MTR_C120	120



Material :  
Steel

**FCA CODE:STQ 80005**


FCA Code
ROT_048015



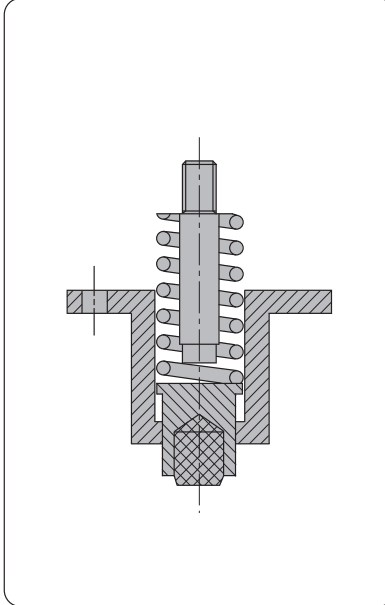
Material :  
Steel

**FCA CODE:STQ 80006**





Material :  
Steel

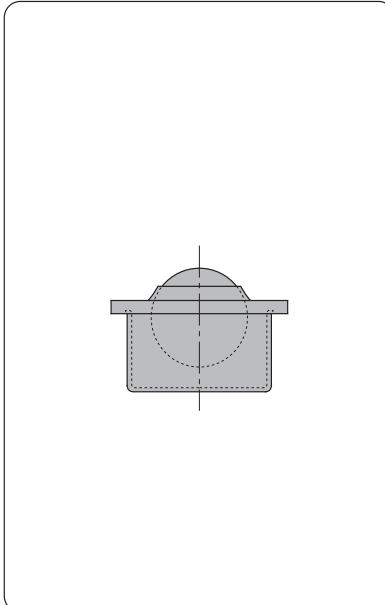


FCA Code	Stroke
GR_RIM_TRA1	13

FCA CODE:STQ 80007


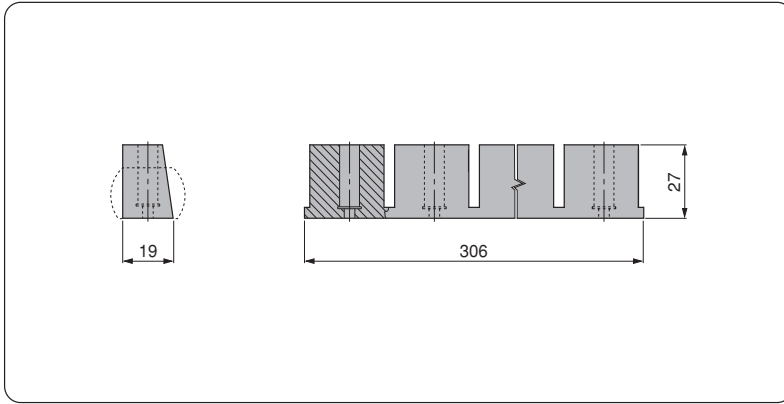


Material :  
Steel



FCA Code
SF_KU30

FCA CODE:STQ 80008


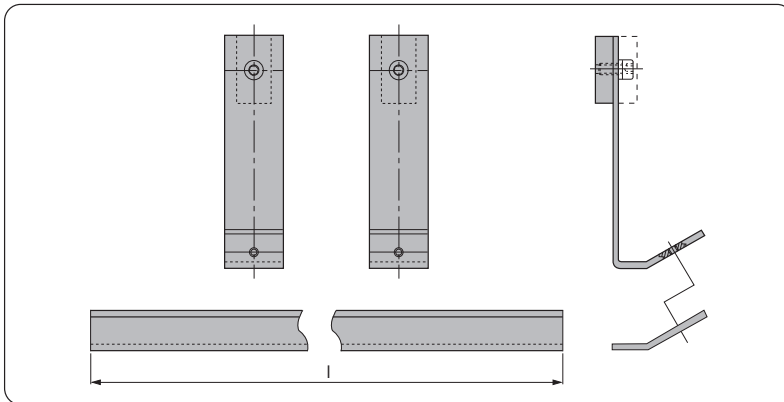


Material :  
Elastomer 70 Sh

**FCA CODE:STQ 80009**

FCA Code

ES\_EL\_027306



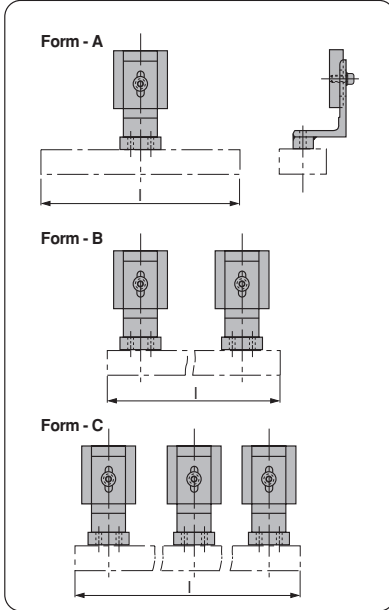
Material :  
Steel

**FCA CODE:STQ 80010**

FCA Code

I

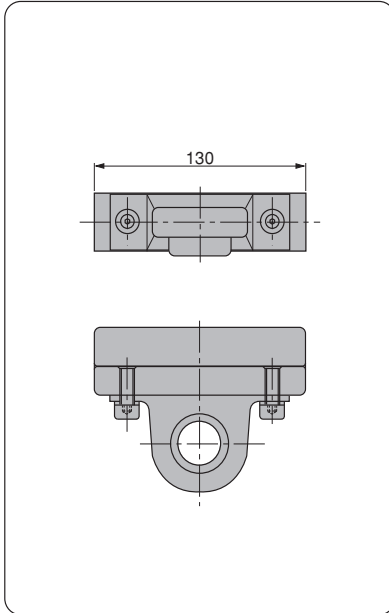

GRR_CI_420	420
GRR_CI_440	440
GRR_CI_485	485
GRR_CI_620	620



FCA Code	Form	l
GRSU_MG_310	A	310
GRSU_MG_465	B	465
GRSU_MG_600	B	600
GRSU_MG_755	B	755
GRSU_MG_800	C	800

Material :  
Steel

FCA CODE:STQ 80011




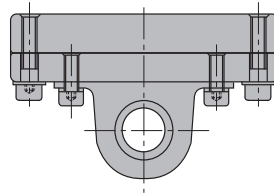
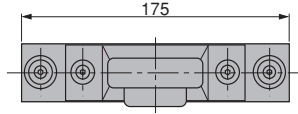
FCA Code
GR_SMF_040130

Material :  
Steel

FCA CODE:STQ 80012

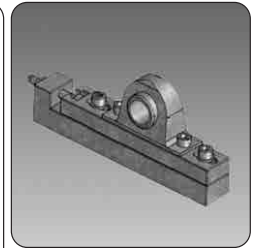
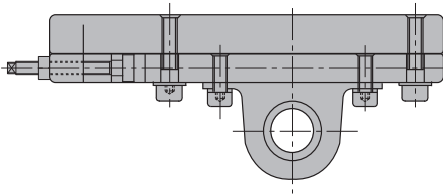
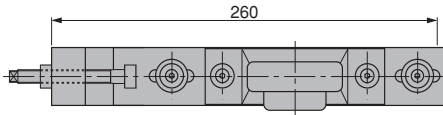
FCA Code

GR\_SMF\_40175



Material :  
Steel

FCA CODE:STQ 80012



Material :  
Steel

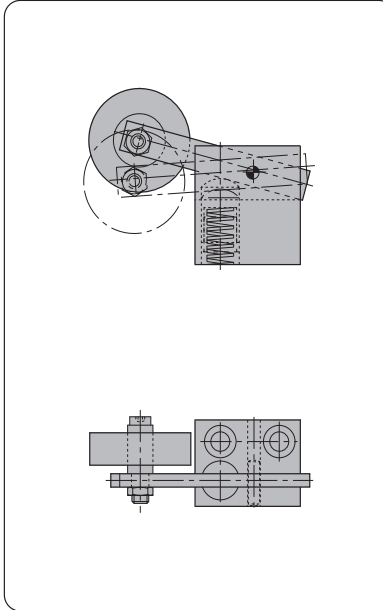
FCA CODE:STQ 80012

FCA Code

GR\_SMF\_40260



Material :  
Steel



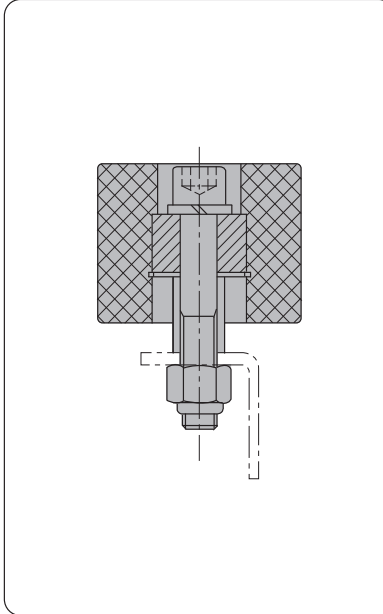
FCA Code

GRRU\_SN\_040080

FCA CODE:STQ 80013



Material :  
Steel  
Nylon

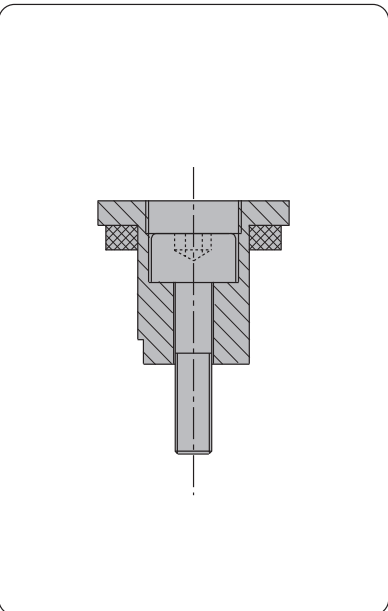


FCA Code

GRRU\_EV\_070050

FCA CODE:STQ 80014


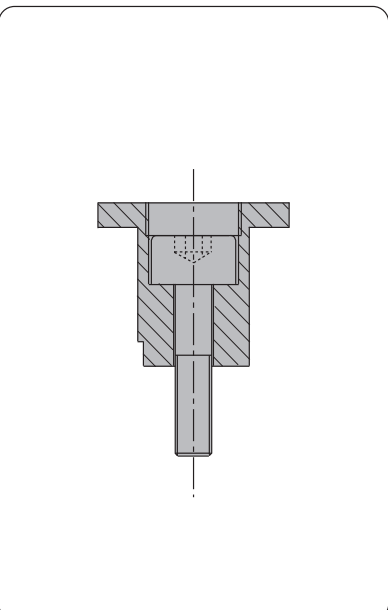
FCA Code	Stroke
GR_AR_070100	120



Material :  
Steel  
Elastomer 90 Sh

**FCA CODE:STQ 80015**

FCA Code
GR_SI_070100



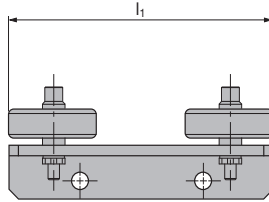
Material :  
Steel

**FCA CODE:STQ 80015**

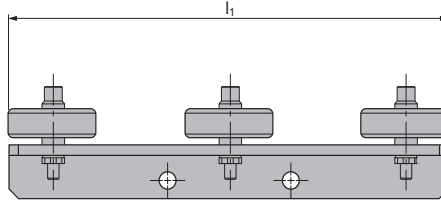


Material :  
Steel

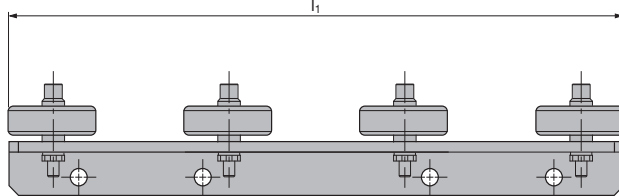
**Form - A**



**Form - B**



**Form - C**



**FCA CODE:STQ 80023**

FCA Code	Form	$l_1$
SP_R_150	A	150
SP_R_250	B	250
SP_R_350	C	350



**FORD STANDARDS  
FORD STANDARTLARI  
FORD NORMALIEN**



1

INDEX  
İNDEKS  
STICHWORTVERZEICHNIS

2

LIFTING ELEMENTS  
TAŞIMA ELEMANLARI  
TRAGELEMENTE

3

GUIDE ELEMENTS  
KILAVUZ ELEMANLARI  
FÜHRUNGSELEMENTE

4

DIE COMPONENTS  
KALIP ELEMANLARI  
NORMALIEN

5

BMW STANDARDS  
BMW STANDARTLARI  
BMW NORMALIEN

6

FCA STANDARDS  
FCA STANDARTLARI  
FCA NORMALIEN

7

FORD STANDARDS  
FORD STANDARTLARI  
FORD NORMALIEN

8

MERCEDES-BENZ STANDARDS  
MERCEDES-BENZ STANDARTLARI  
MERCEDES-BENZ NORMALIEN

9

OPEL STANDARDS  
OPEL STANDARTLARI  
OPEL NORMALIEN

10

PSA STANDARDS  
PSA STANDARTLARI  
PSA NORMALIEN

11

RENAULT STANDARDS  
RENAULT STANDARTLARI  
RENAULT NORMALIEN

12

VW - AUDI STANDARDS  
VW - AUDI STANDARTLARI  
VW - AUDI NORMALIEN

13

SPRINGS  
YAYLAR  
FEDERN















14

OTHER COMPONENTS  
DİĞER MALZEMELER  
ANDERE KOMPONENTE

15

TECHNICAL DATA  
TEKNİK BİLGİ  
TECHNISCHE INFORMATIONEN

**Index**

Contents	Page	Contents	Page
 <p>WDX3-60 Plastic Stripper for Blanking Dies Elastomer Siyiricilar Abstreifer für Platinenschnitte</p>	7.13	 <p>WDX3-70 Coil Roller Guide Makaralı Kılavuz Ünite Bandführung</p>	7.17
 <p>WDX3-70 Stock Keeper Plate Tutucu Plaka Platte</p>	7.13	 <p>WDX3-80 Visual Locator Setting Punch Konum İz Zimbası Endkontrollstempel</p>	7.17
 <p>WDX3-70 Shoulder Screw Tutucu Civata Stift</p>	7.14	 <p>WDX4-70 Air Relief Tubing Hava Borusu Tube</p>	7.18
 <p>WDX3-70 Stock Lifter Yükseltici Heber</p>	7.14	 <p>WDX4-70 Locating Cone Konik Merkezleme Ünitesi Kegeldistanz</p>	7.18
 <p>WDX3-70 Guide Bars Kılavuz Plaka Führung</p>	7.15	 <p>WDX4-70 Distance Plate Altlık Plakası Abstimmsscheibe</p>	7.19
 <p>WDX3-70 Coil Roller Guide Makaralı Kılavuz Ünite Bandführung</p>	7.16	 <p>WDX4-70 Retainer Pin Tutucu Pim Steckbolzen</p>	7.19
 <p>WDX3-70 Coil Roller Guide Makaralı Kılavuz Ünite Bandführung</p>	7.16	 <p>WDX4-70 Clamp Tutucu Plaka Haltestück</p>	7.20

**Index**

Contents	Page	Contents	Page
 <p>WDX4-70 Upper Distance Block Yükseltici Denge Bloğu Oberer Abstandblock</p>	7.20	 <p>WDX5-60 Hinge Menteşe Scharnierfeder</p>	7.23
 <p>WDX4-70 Lower Distance Block Alçaltıcı Denge Bloğu Underter Abstandblock</p>	7.21	 <p>WDX5-60 Pin Pim Führungssäulen</p>	7.24
 <p>WDX5-60 Retainer Plate Tutucu Plaka Haltestück</p>	7.21	 <p>WDX5-60 Slide Bolt with Hinge İkili Menteşe Seti Bolzen mit Scharnier</p>	7.24
 <p>WDX5-60 Dual Hinge İkili Menteşe Scharnierfeder</p>	7.22	 <p>WDX5-60 Hinged Bracket Köşebent Bügel</p>	7.25
 <p>WDX5-60 Hinge Menteşe Scharnierfeder</p>	7.22	 <p>WDX5-61 Key Kama Haltestück</p>	7.25
 <p>WDX5-60 Pin Pim Führungssäulen</p>	7.22	 <p>WDX6-60 Flange Stripper Flanş Çıkarıcı Flanscbefestigung</p>	7.26
 <p>WDX5-60 Slide Bolt with Hinge İkili Menteşe Seti Bolzen mit Scharnier</p>	7.23	 <p>WDX7-60 Positive Return Wear Plate Zorunlu Dönüş Plakası Platte</p>	7.27




**Index**

Contents	Page	Contents	Page
 <p>WDX7-60 Coupling Plates Kavrama Plakaları Befestigungsplatte</p>	7.28	 <p>WDX7-65 Cam Dwell Wear Plate, self-lubricating Kendinden Yağlı Kam Kılavuz Sürtünme Plakası Überlaufkeile, bronze mit Festschmierstoff</p>	7.31
 <p>WDX7-60 Coupling Nut Kavrama Somunu Kupplungsmutter</p>	7.28	 <p>WDX7-65 Wear Plates, self-lubricating Grafitli Bronz Kılavuz Plakaları Gleitplatte Bronze mit Festschmierstoff</p>	7.32
 <p>WDX7-60 Holdback Pin Engelleme Pimi Handgriff</p>	7.29	 <p>WDX7-65 Positive Return Clamp for "V" Drivers Geri Dönüş Plakaları Positive Rendite Klemme Für "V" Bloks</p>	7.33
 <p>WDX7-65 Self Lube Gib Plate Grafitli Çelik Sürtünme Plakası Deckleiste Stahl mit Festschmierstoff</p>	7.29	 <p>WDX7-65 Cam Slide Cover Plate Kam Kavrama Plakası Deckleiste für Schieber</p>	7.33
 <p>WDX7-65 "V" Driver Set "V" Blok Seti Prismenführung</p>	7.30	 <p>WDX7-65 Return Blocks Kamlar için Gazlı Yay Geri Dönüş Blokları Stop Bloks</p>	7.34
 <p>WDX7-65 "V" Driver Set "V" Blok Seti Prismenführung</p>	7.30	 <p>WDX7-65 Return Blocks Kamlar için Gazlı Yay Geri Dönüş Blokları Stop Bloks</p>	7.34
 <p>WDX7-65 Cam Dwell Wear Plate, steel Kam Kılavuz Sürtünme Plakası, çelik Überlaufkeile, stahl</p>	7.31	 <p>WDX7-65 Return Blocks Kamlar için Gazlı Yay Geri Dönüş Plakaları Stop Platte</p>	7.35

**Index**

Contents	Page	Contents	Page
 <p><b>WDX7-70</b> Upper Cam Safety Screw Emniyet Civatası Sicherheitschraube für Oberschieber</p>	7.35	 <p><b>WDX13-60</b> Toe Clamp Tutucu Plaka Haltestück</p>	7.38
 <p><b>WDX7-70</b> Slide Stop Block Kızak Stoplama Bloğu Schieberanschlag</p>	7.36	 <p><b>WDX13-65</b> Wear Plates, steel Çelik Kılavuz Plakaları Gleitplatte Stahl mit Festschmierstoff</p>	7.39
 <p><b>WDX7-70</b> Stop Block Stoplama Bloğu Anschlag</p>	7.36	 <p><b>WDX13-65</b> Wear Plates, self-lubricating Grafitli Bronz Kılavuz Plakaları Gleitplatte Bronze mit Festschmierstoff</p>	7.40
 <p><b>WDX7-70</b> Cam Buffer Tampon Anschlag</p>	7.37	 <p><b>WDX13-65</b> Stop Block Stoplama Bloğu Abstandsblock</p>	7.41
 <p><b>WDX7-70</b> Cam Slide Buffer Support Block Tampon Destek Bloğu Dämpferhalterung</p>	7.37	 <p><b>WDX13-65</b> Guide Post with Toe Clamp Kılavuz Kolonlar ve Burç Tutucular Führungssäule mit Haltestück</p>	7.41
 <p><b>WDX13-60</b> Guide Bushes with collar, self-lubricating Faturalı Grafitli Kılavuz Burçlar Führungsbuchsen mit Bund</p>	7.38	 <p><b>WDX13-65</b> Guide Post Kılavuz Kolonu Führungssäule</p>	7.42
 <p><b>WDX13-60</b> Guide Bushes with collar, self-lubricating with toe clamp Faturalı Grafitli Kılavuz Burçlar ve Burç Tutucu Führungsbuchsen mit Haltestück</p>	7.38	 <p><b>WDX13-65</b> Guide Post Kılavuz Kolonu Führungssäule</p>	7.42















## Index

Contents	Page	Contents	Page
 <b>WDX13-65</b> Guide Post with Toe Clamp Kılavuz Kolonlar ve Burç Tutucular Führungssäule mit Haltestück	7.43	 <b>WDX14-60</b> Pad Retainer Pin Emniyet Pimi Steckbolzen	7.48
 <b>WDX13-65</b> Guide Post Kılavuz Kolonu Führungssäule	7.43	 <b>WDX14-60</b> Pad Retainer Pin Emniyet Pimi Steckbolzen	7.49
 <b>WDX13-65</b> Guide Post Kılavuz Kolonu Führungssäule	7.44	 <b>WDX14-60</b> Safety Pin Emniyet Pimi Stift	7.49
 <b>WDX13-65</b> Guide Post with Toe Clamp Kılavuz Kolonlar ve Burç Tutucular Führungssäule mit Haltestück	7.45	 <b>WDX14-60</b> Pad Retainer Pin Emniyet Pimi Steckbolzen	7.50
 <b>WDX13-65</b> Guide Post Kılavuz Kolonu Führungssäule	7.46	 <b>WDX14-60</b> Pad Retainer Pin Emniyet Pimi Steckbolzen	7.50
 <b>WDX13-65</b> Guide Post Kılavuz Kolonu Führungssäule	7.47	 <b>WDX14-60</b> Retainer Bolt Frenleyiciler Zugbolzensatz	7.51
 <b>WDX14-60</b> Pad Retainer Plate Tutucu Plaka Platte	7.48	 <b>WDX14-60</b> Retainer Bolt Frenleyiciler Zugbolzensatz	7.51

**Index**















Contents	Page	Contents	Page
 <p>WDX14-60 Buffer Elastomer Rondela Stossdämpfer</p>	7.52	 <p>WDX14-62 Locating Cone Konik Merkezleme Ünitesi Zugbolzensatz</p>	7.55
 <p>WDX14-60 Washer Retainer Rondela Scheibe</p>	7.52	 <p>WDX14-65 Retainer Bolt Frenleyiciler Zugbolzensatz</p>	7.56
 <p>WDX14-60 Small Block Tutucu Plaka Dübel</p>	7.53	 <p>WDX14-65 Retainer Bolt Tutucu Civata Seti Zugbolzensatz</p>	7.57 - 7.59
 <p>WDX14-60 Washer Retainer Rondela Scheibe</p>	7.53	 <p>WDX14-65 Guide Post Kılavuz Kolonlar Führungssäule</p>	7.60
 <p>WDX14-60 Pad Retainer Pin Emniyet Pimi Steckbolzen</p>	7.54	 <p>WDX14-65 Washer Rondela Scheibe</p>	7.60
 <p>WDX14-60 Pad Retainer Pin Emniyet Pimi Steckbolzen</p>	7.54	 <p>WDX14-65 Spacer Ayar Bloğu Distanzstück</p>	7.61
 <p>WDX14-60 Shock Absorber for Pad Retainer Pins Emniyet Pimleri İçin Amortisör Vulkolonlar Halteelement</p>	7.55	 <p>WDX14-65 Retainer Bolt Block Tutucu Civata Seti İçin Blok Aufnahmebolzen Block</p>	7.61

## Index






Contents	Page	Contents	Page
 <p>WDX14-65 Buffer Elastomer Darbe Önleyici Stossdämpfer</p>	7.62	 <p>WDX16-70 Side Gauge Yan Dayama Führung</p>	7.66
 <p>WDX14-65 Retainer Bolt Assembly Saplama Aufnahmebolzen Zusammenbau</p>	7.62	 <p>WDX16-70 Support for Sensor Sensörler için Destek Dayama Lagekontrolle für Platinen</p>	7.67
 <p>WDX14-65 Elastomer Springs, hollow Delikli Vulkolon Yaylar Elastomerfeder</p>	7.63	 <p>WDX16-70 Support for Sensor Sensörler için Destek Dayama Lagekontrolle für Platinen</p>	7.67
 <p>WDX15-70 Washer Rondela Scheibe</p>	7.64	 <p>WDX16-70 Support for Sensor Sensörler için Destek Dayama Lagekontrolle für Platinen</p>	7.68
 <p>WDX15-70 Locating Pin Merkezleme Pimi Zentrierbolzen</p>	7.64	 <p>WDX16-80 Blank Pusher Gage İtici Mekanik Dayamalar Platinen Einweiser</p>	7.69
 <p>WDX16-60 Blank Pusher Gage İtici Mekanik Dayamalar Platinen Einweiser</p>	7.65	 <p>WDX17-60 Air Pin Havalandırma Pimi Druckbolzen</p>	7.70
 <p>WDX16-60 Gage, hardened Sertleştirilmiş Mekanik Dayamalar Einweiser Gehärtet</p>	7.66	 <p>WDX17-60 Air Pin Havalandırma Pimi Druckbolzen</p>	7.71



## Index

Contents	Page	Contents	Page
 <p>WDX17-70 Toe Clamp Tutucu Plaka Haltestück</p>	7.71	 <p>WDX20-66 Retainer for Stamps Zimba Tutucusu Halteplatte</p>	7.75
 <p>WDX19-70 Bracket Braket Bügel</p>	7.72	 <p>WDX20-66 Backing Plate Destek Plakası Druckplatte</p>	7.75
 <p>WDX20-65 Trademark Stamp Marka Zımbası Buchstabenstempel</p>	7.72	 <p>WDX20-70 Stamps Set for Date Tarih İçin Zimba Seti Stempelsatz</p>	7.76 - 7.77
 <p>WDX20-65 Visual Locator Stamp Konum İz Zımbası Endkontrollstempel</p>	7.73	 <p>WDX20-70 Visual Locator Stamp Konum İz Zımbası Orientier-Stempel</p>	7.78
 <p>WDX20-66 Retainer for Stamps Zimba Tutucusu Halteplatte</p>	7.73	 <p>WDX20-70 Visual Locator Stamp Konum İz Zımbası Orientier-Stempel</p>	7.78
 <p>WDX20-66 Backing Plate Destek Plakası Druckplatte</p>	7.74	 <p>WDX22-60 Lifting Pins Taşıma Milleri Tragbolzen Mit Fallringsicherung</p>	7.79
 <p>WDX20-66 Retainer for Stamps Zimba Tutucusu Halteplatte</p>	7.74	 <p>WDX22-70 Lifting Brackets Taşıma Braketleri Tragzapfen</p>	7.79

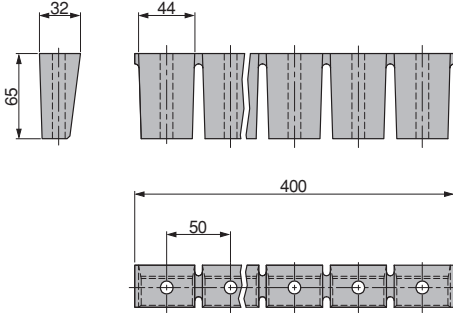
Index

Contents	Page	Contents	Page
 <p>WDX30-60 Kama Key Passfeder</p>	7.80		
 <p>WDX30-60 Kama Key Passfeder</p>	7.80		
 <p>WDX35-70 Air Coupling Bracket Hava Bağlantı Braketi Luftanschlussblock</p>	7.81		
 <p>WDX35-70 Air Coupling Bracket Hava Bağlantı Braketi Luftanschlussbock</p>	7.81		
 <p>WDX35-70 Color Mark Renk Markası Farbige Scheibe</p>	7.82		



## Index

Contents	Page	Contents	Page




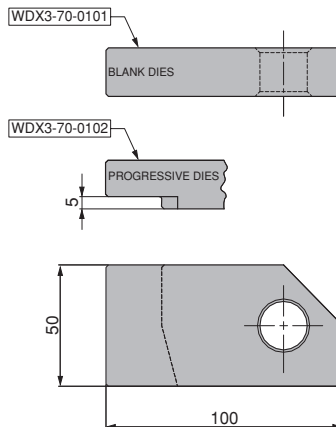
Material :  
Urelast 90 SH

FORD Code

WDX3-60-0165

**FORD CODE:WDX3-60**

FORD Code	Usage
WDX3-70-0101	Blank Dies
WDX3-70-0102	Progressive Dies Shown
WDX3-70-0103	Progressive Dies Opposite

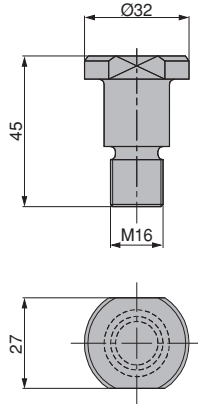


Material :  
St 37

**FORD CODE:WDX3-70**




Material :  
CK45



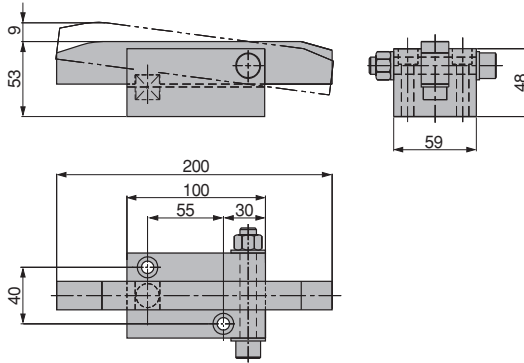
FORD Code

WDX3-70-0201

FORD CODE:WDX3-70




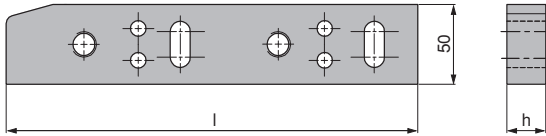
Material :  
CK45



FORD Code

WDX3-70-0402-A

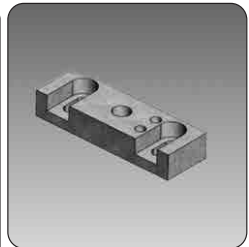
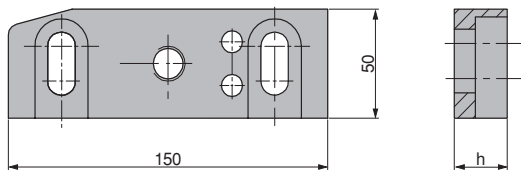
FORD CODE:WDX3-70



Material :  
90MnCrV8  
Hardened  
HRC 56 ÷ 58

FORD Code	h	l
WDX3-70-0501	25	350
WDX3-70-0502	50	350
WDX3-70-0503	25	250
WDX3-70-0504	50	250

FORD CODE:WDX3-70



Material :  
90MnCrV8  
Hardened  
HRC 56 ÷ 58

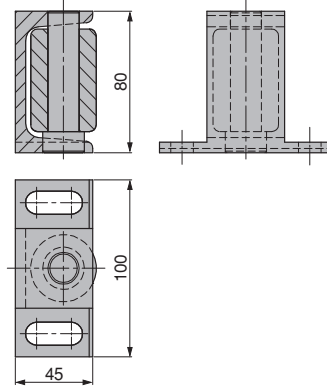
FORD CODE:WDX3-70

FORD Code	h
WDX3-70-0505	25
WDX3-70-0506	50

N = NO COUNTER BORE  
R = COUNTER BORE FOR RIGHT SIDE (SHOWN)  
L = COUNTER BORE FOR LEFT SIDE



Material :  
Steel



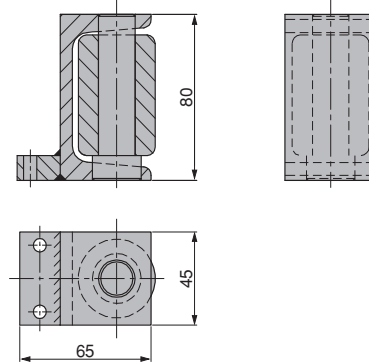
FORD Code

WDX3-70-2001-A

**FORD CODE:WDX3-70**



Material :  
Steel



FORD Code

WDX3-70-2002-A

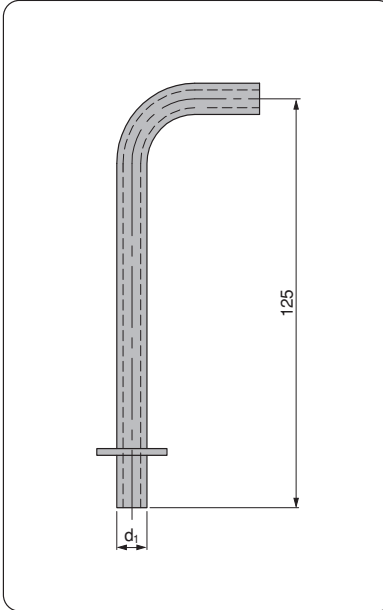
**FORD CODE:WDX3-70**







Material :  
Steel

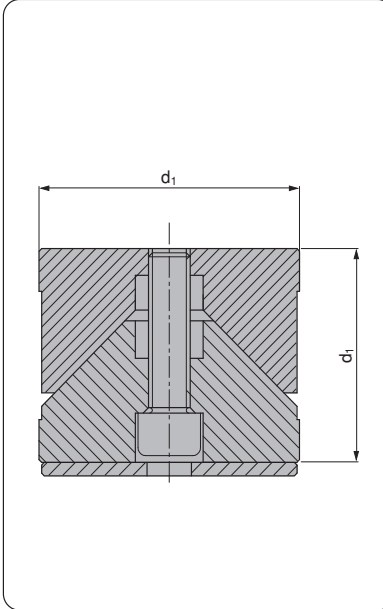


FORD Code	d <sub>1</sub>
WDX4-70-0201-S	9,52
WDX4-70-0202-S	6,35

FORD CODE:WDX4-70



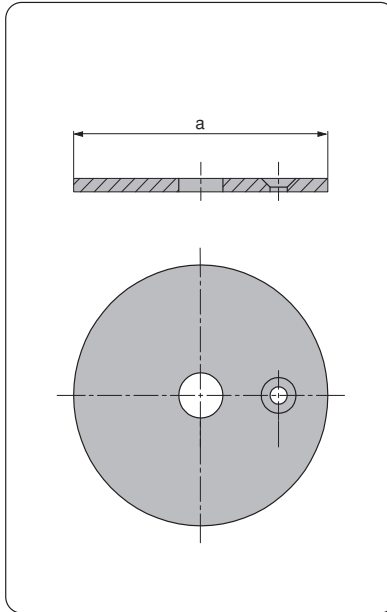
Material :  
16MnCr5  
Hardened  
HRC 58 ÷ 60



FORD Code	d <sub>1</sub>	h
WDX4-70-0301-A	100	80
WDX4-70-0401-A	75	65


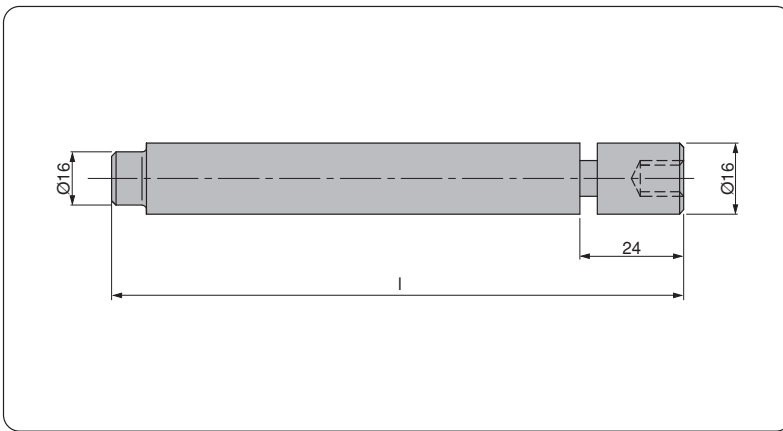
FORD CODE:WDX4-70

FORD Code	a
WDX4-70-0501	73
WDX4-70-0502	98



Material :  
Steel

FORD CODE:WDX4-70



Material :  
CK45

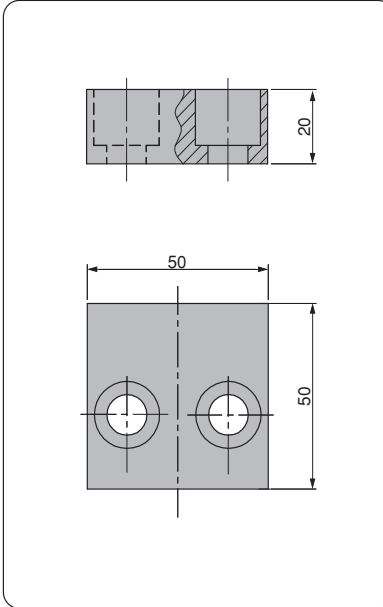
I is given by the customer when ordering.

FORD Code
WDX4-70-0601L??

FORD CODE:WDX4-70




Material :  
CK45



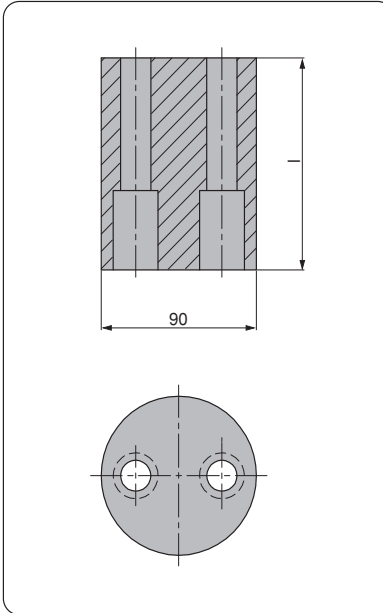
FORD Code

WDX4-70-0602

FORD CODE:WDX4-70



Material :  
CK45



FORD Code


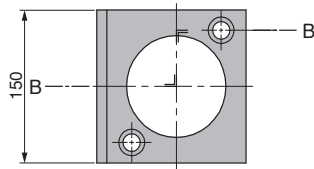
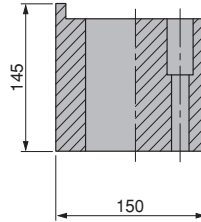
FORD Code	I
WDX4-70-12070	70
WDX4-70-12120	120
WDX4-70-12145	145

FORD CODE:WDX4-70

FORD Code

WDX4-70-1301

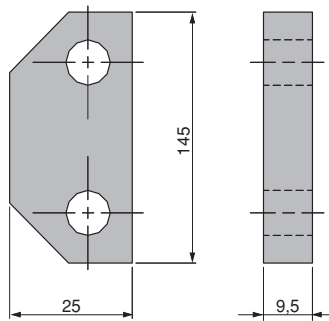
Section B-B

Material :  
CK45

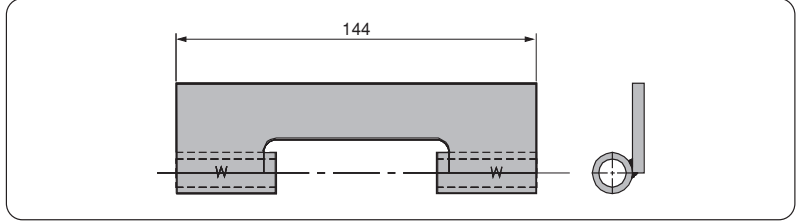
FORD CODE:WDX4-70

FORD Code

WDX5-60-2201

Material :  
CK45

FORD CODE:WDX5-60

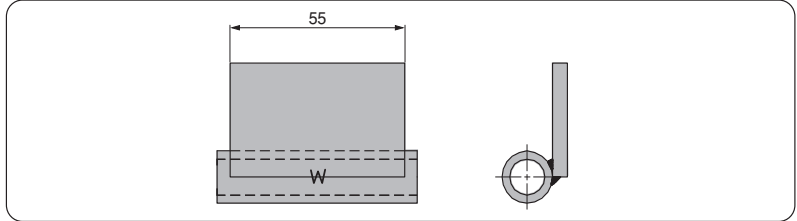


**FORD CODE:WDX5-60**

Material :  
Steel

FORD Code

WDX5-60-3301

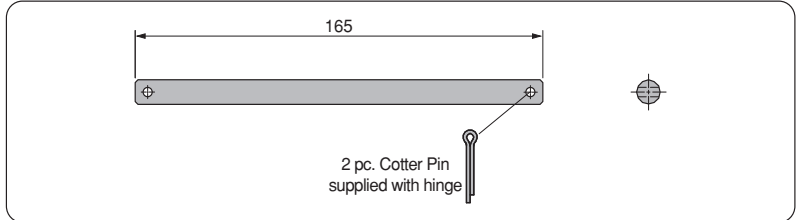


**FORD CODE:WDX5-60**

Material :  
Steel

FORD Code

WDX5-60-3302


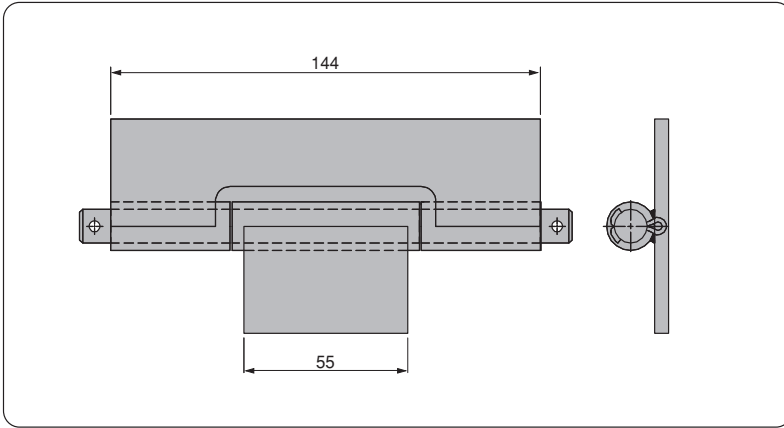


**FORD CODE:WDX5-60**

Material :  
Steel

FORD Code

WDX5-60-3303

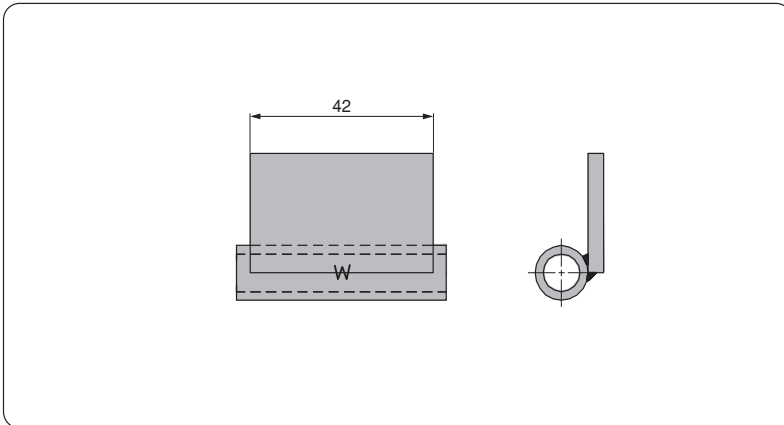


Material :  
Steel

FORD Code

WDX5-60-3301-A

FORD CODE:WDX5-60




Material :  
Steel

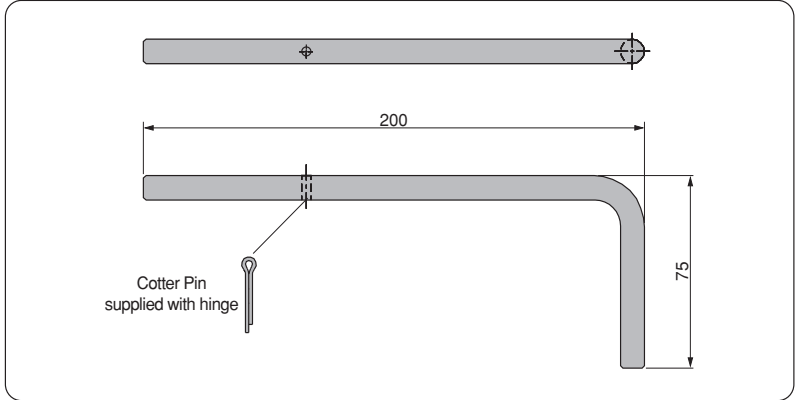
FORD Code

WDX5-60-3401

FORD CODE:WDX5-60




Material :  
Steel



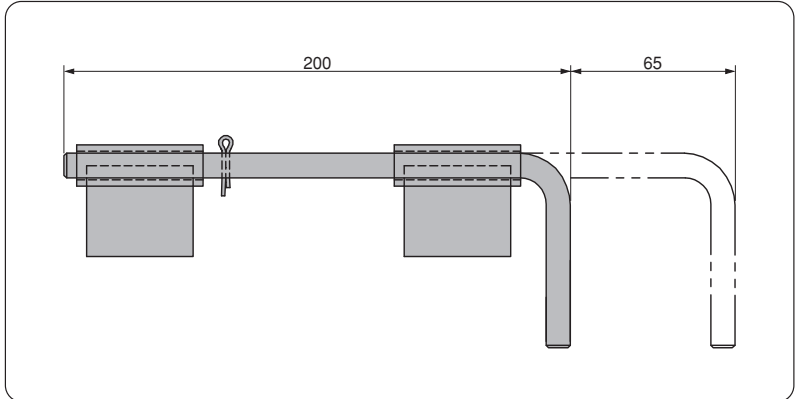
FORD Code

WDX5-60-3420

**FORD CODE:WDX5-60**



Material :  
Steel



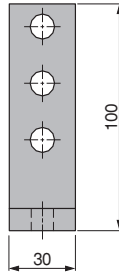
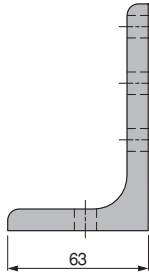
FORD Code

WDX5-60-3401-A

**FORD CODE:WDX5-60**

FORD Code

WDX5-60-3704


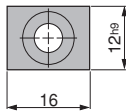


Material :  
Steel

**FORD CODE:WDX5-60**

FORD Code

WDX5-61-0901



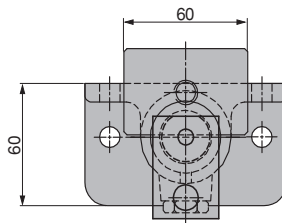
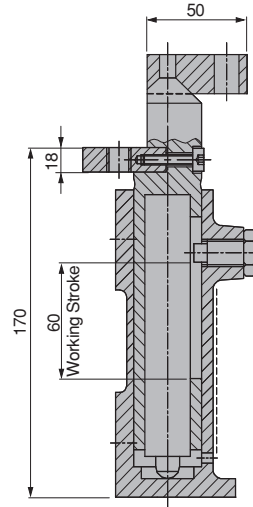
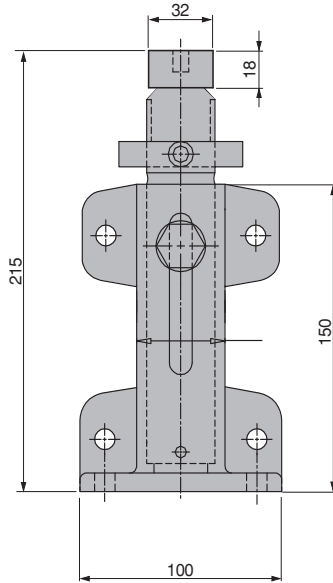
Material :  
Steel

**FORD CODE:WDX5-61**



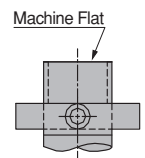
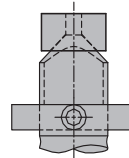


Material :  
Steel  
Gas Spring



Form - A

Form - B

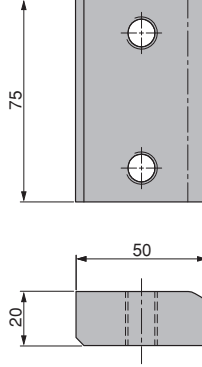


**FORD CODE:WDX6-60**

FORD Code	Form
WDX6-60-0401	A
WDX6-60-0402	B

FORD Code

WDX7-60-1101

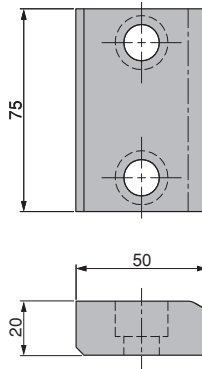


Material :  
CK45  
Hardened  
HRC 56 ± 60

FORD CODE:WDX7-60

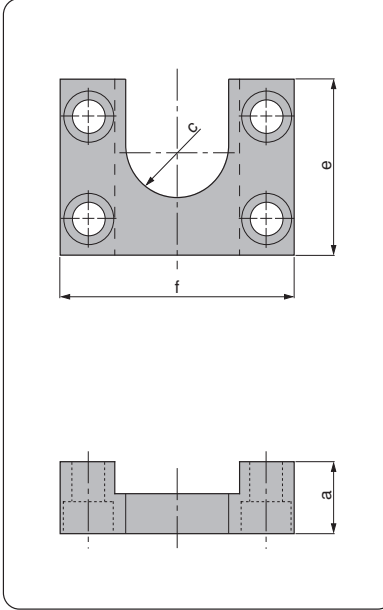
FORD Code

WDX7-60-1102



Material :  
CK45  
Hardened  
HRC 56 ± 60

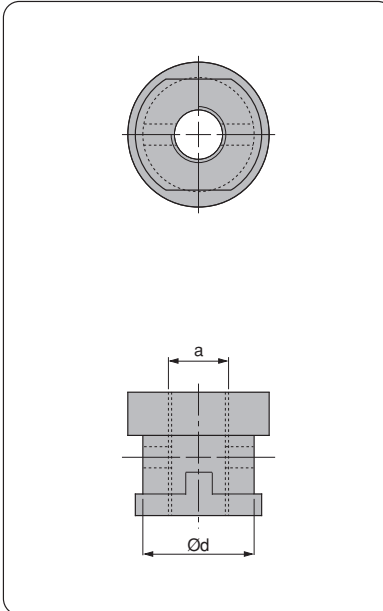
FORD CODE:WDX7-60



FORD Code	a	c	e	f
WDX7-60-1701	25	14	50	80
WDX7-60-1702	32	20	55	100
WDX7-60-1703	40	25	65	120
WDX7-60-1704	45	33	100	150

Material :  
CK45

**FORD CODE:WDX7-60**



FORD Code	a	d
WDX7-60-1802	M12x1,25	25
WDX7-60-1803	M16x1,5	37
WDX7-60-1804	M20x1,5	37
WDX7-60-1808	M27x2,0	37
WDX7-60-1806	M36x2,0	47
WDX7-60-1807	M42x2,0	59


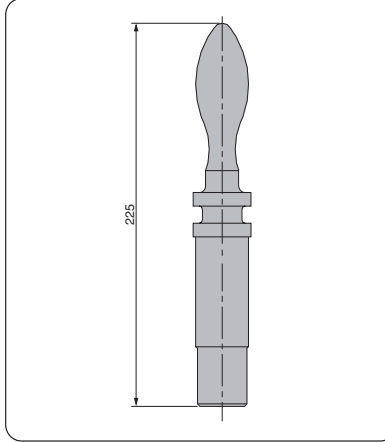
Material :  
CK45

Coupling nut DIN EN ISO 8752  
spring-type straight pin included.

**FORD CODE:WDX7-60**

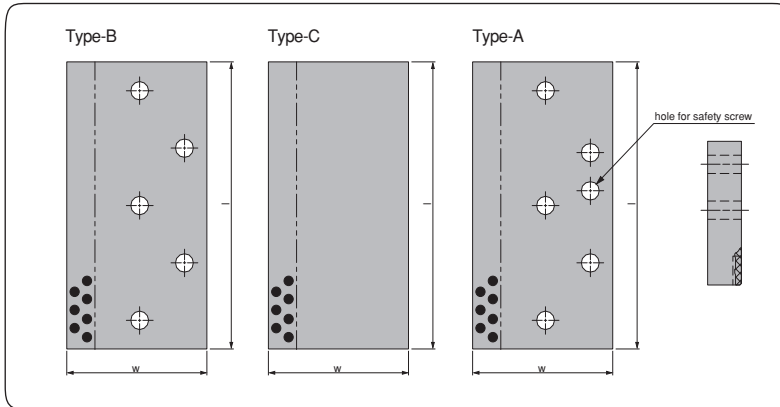
FORD Code

WDX7-60-1901



Material :  
Teflon

**FORD CODE:WDX7-60**



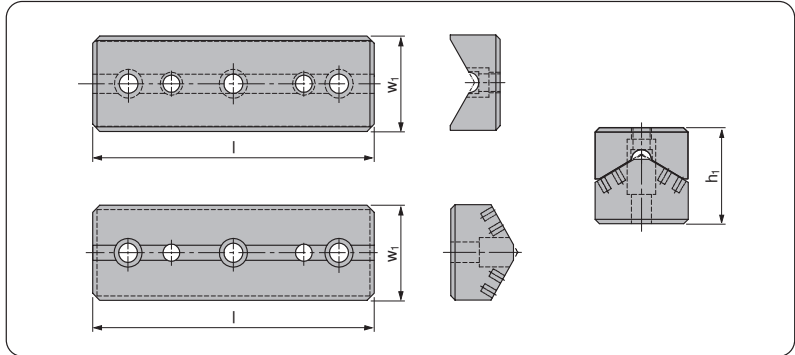
Material :  
CK45 with non-liquid lubricant  
Hardened  
HRC 56 ± 60

FORD Code	w	l	FORD Code	w	l
WDX7-65-01075200	75	200	WDX7-65-01125200	125	200
WDX7-65-01075253	75	250	WDX7-65-01125253	125	250
WDX7-65-01075315	75	315	WDX7-65-01125315	125	315
WDX7-65-01075350	75	350	WDX7-65-01125350	125	350
WDX7-65-01075400	75	400	WDX7-65-01125400	125	400
WDX7-65-01075450	75	450	WDX7-65-01125450	125	450
WDX7-65-01100200	100	200	WDX7-65-01150200	150	200
WDX7-65-01100253	100	250	WDX7-65-01150253	150	250
WDX7-65-01100315	100	315	WDX7-65-01150315	150	315
WDX7-65-01100350	100	350	WDX7-65-01150350	150	350
WDX7-65-01100400	100	400	WDX7-65-01150400	150	400
WDX7-65-01100450	100	450	WDX7-65-01150450	150	450

**FORD CODE:WDX7-65**



Material :  
CK45  
Hardened  
HRC 56 ± 60  
Bronze with Non-Liquid Lubricant  
HB 190

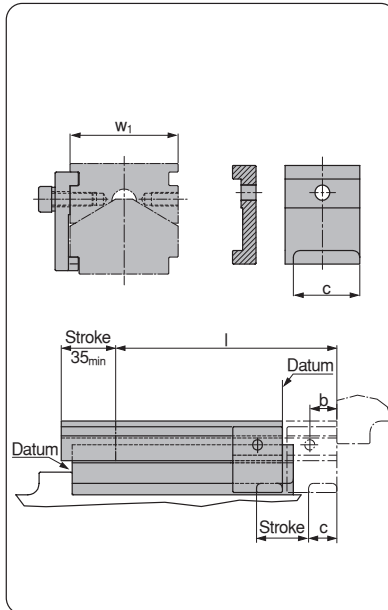


**FORD CODE:WDX7-65**

FORD Code	h <sub>1</sub>	w <sub>1</sub>	l
WDX7-65-03065150	65	65	150
WDX7-65-03065200	65	65	200
WDX7-65-03065250	65	65	250
WDX7-65-03065300	65	65	300
WDX7-65-03125150	85	125	150
WDX7-65-03125200	85	125	200
WDX7-65-03125250	85	125	250
WDX7-65-03125300	85	125	300




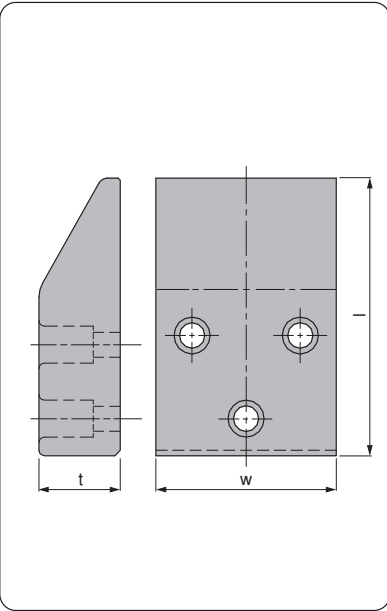
Material :  
CK45  
Bronze with Non-Liquid Lubricant  
HB 190



FORD Code	w <sub>1</sub>	l	Clamp
WDX7-65-05111-A	65	150	Right
WDX7-65-05112-A	65	200	Left
WDX7-65-05113-A	65	250	Both
WDX7-65-05121-A	65	300	Right
WDX7-65-05122-A	65	150	Left
WDX7-65-05123-A	65	200	Both
WDX7-65-05131-A	65	250	Right
WDX7-65-05132-A	65	300	Left
WDX7-65-05133-A	65	150	Both
WDX7-65-05141-A	65	200	Right
WDX7-65-05142-A	65	250	Left
WDX7-65-05143-A	65	300	Both
WDX7-65-05211-A	125	150	Right
WDX7-65-05212-A	125	200	Left
WDX7-65-05213-A	125	250	Both
WDX7-65-05221-A	125	300	Right
WDX7-65-05222-A	125	150	Left
WDX7-65-05223-A	125	200	Both
WDX7-65-05231-A	125	250	Right
WDX7-65-05232-A	125	300	Left
WDX7-65-05233-A	125	150	Both
WDX7-65-05241-A	125	200	Right
WDX7-65-05242-A	125	250	Left
WDX7-65-05243-A	125	300	Both

**FORD CODE:WDX7-65**


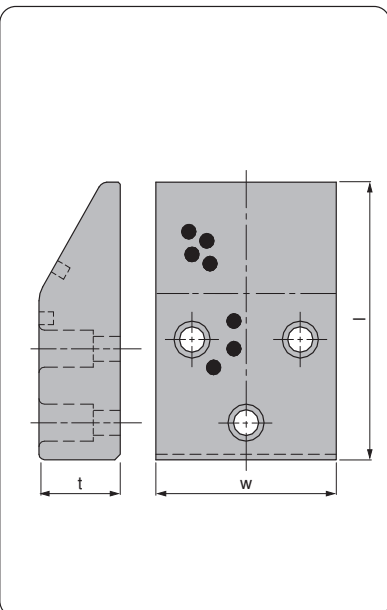
FORD Code	t	w	l
WDX7-65-09100125X	30	100	125
WDX7-65-09100150X	45	100	150
WDX7-65-09100170X	60	100	170
WDX7-65-09125125X	30	125	125
WDX7-65-09125150X	45	125	150
WDX7-65-09125170X	60	125	170
WDX7-65-09160125X	30	160	125
WDX7-65-09160150X	45	160	150
WDX7-65-09160170X	60	160	170



Material :  
42CrMo4  
Hardened  
HRC 56 ± 60

**FORD CODE:WDX7-65**

FORD Code	t	w	l
WDX7-65-09100125Y	30	100	125
WDX7-65-09100150Y	45	100	150
WDX7-65-09100170Y	60	100	170
WDX7-65-09125125Y	30	125	125
WDX7-65-09125150Y	45	125	150
WDX7-65-09125170Y	60	125	170
WDX7-65-09160125Y	30	160	125
WDX7-65-09160150Y	45	160	150
WDX7-65-09160170Y	60	160	170



Material :  
Bronze with Non-Liquid Lubricant  
HB ≥ 190

**FORD CODE:WDX7-65**

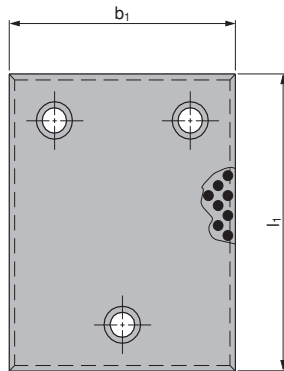


Material :  
Bronze with Non-Liquid Lubricant  
HB ≥ 190

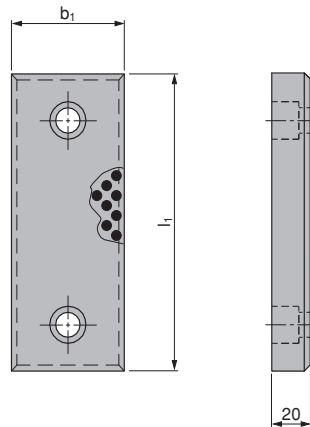
Direction of Motion



Form - A

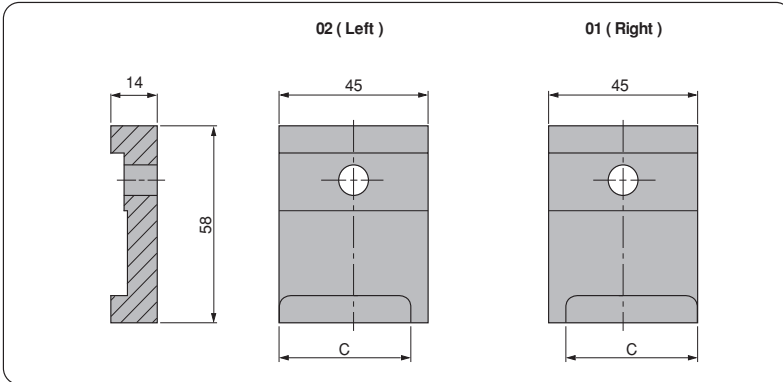


Form - B



**FORD CODE:WDX7-65**

FORD Code	Form	b <sub>1</sub>	l <sub>1</sub>
WDX7-65-10050100Y	B	50	100
WDX7-65-10050125Y	B	50	125
WDX7-65-10050160Y	B	50	160
WDX7-65-10050200Y	B	50	200
WDX7-65-10080100Y	B	80	100
WDX7-65-10080125Y	B	80	125
WDX7-65-10080160Y	B	80	160
WDX7-65-10080200Y	B	80	200
WDX7-65-10080250Y	B	80	250
WDX7-65-10080315Y	B	80	315
WDX7-65-10125100Y	A	125	100
WDX7-65-10125125Y	A	125	125
WDX7-65-10125160Y	A	125	160
WDX7-65-10125200Y	A	125	200
WDX7-65-10125250Y	A	125	250
WDX7-65-10125315Y	A	125	315
WDX7-65-10160100Y	A	160	100
WDX7-65-10160125Y	A	160	125
WDX7-65-10160160Y	A	160	160
WDX7-65-10160200Y	A	160	200
WDX7-65-10160250Y	A	160	250
WDX7-65-10160315Y	A	160	315



Material :  
CK45  
Hardened  
HRC 28 ÷ 30


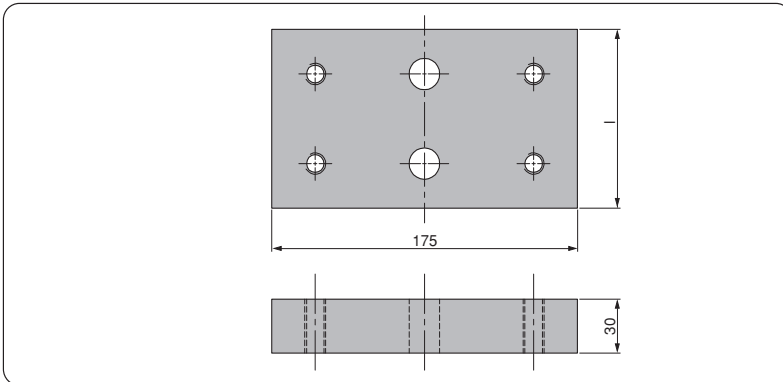
**FORD CODE:WDX7-65**

FORD Code

WDX7-65-0445-\_-C\_-

WHEN ORDERING CLAMP ONLY: SPECIFY "C" DIMENSION AND  
LOCATION OF RETURN CLAMP:

- 1=RIGHT SIDE  
2=LEFT SIDE  
3=BOTH SIDES



Material :  
Steel


**FORD CODE:WDX7-65**

FORD Code

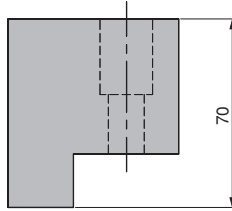
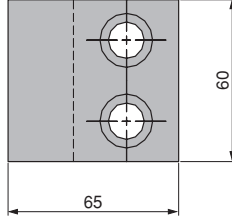
h

WDX7-65-11175100	100
WDX7-65-11175125	125
WDX7-65-11175160	160
WDX7-65-11175200	200





Material :  
Steel



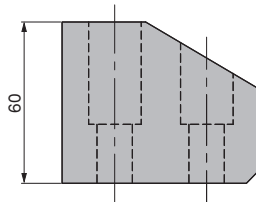
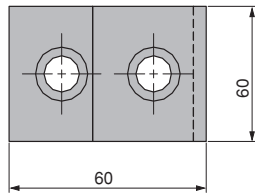
FORD Code

WDX7-65-1201

FORD CODE:WDX7-65



Material :  
Steel




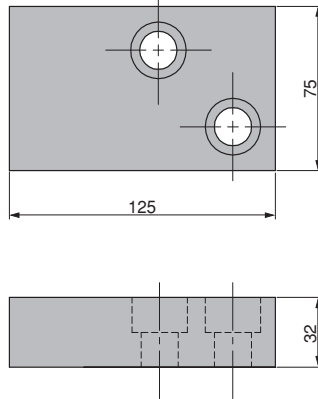
FORD Code

WDX7-65-1202

FORD CODE:WDX7-65

FORD Code

WDX7-65-1203


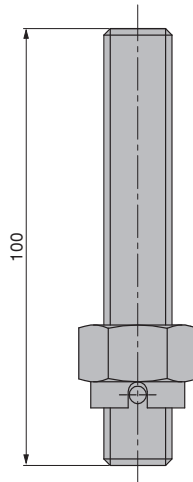


Material :  
Steel

**FORD CODE:WDX7-65**

FORD Code

WDX7-70-1001-A

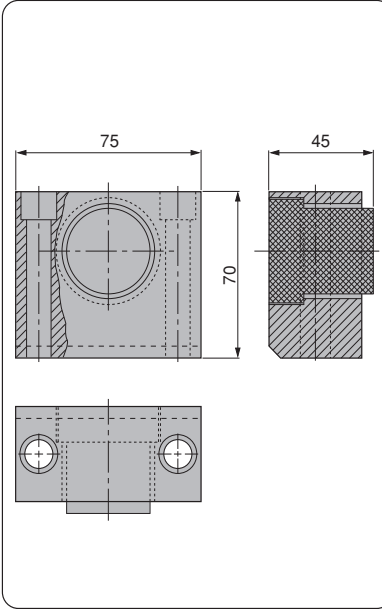


Material :  
Thread Rod Grade 8.8  
Hexagon Slotted and Castle Nut  
DIN 935

**FORD CODE:WDX7-70**




Material :  
CK45  
Ürethan 90 SH



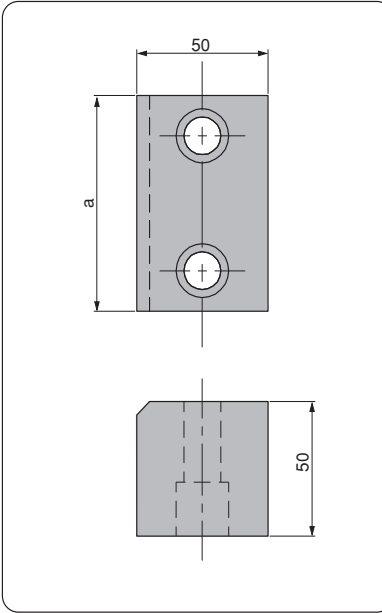
FORD Code

WDX7-70-1536

FORD CODE:WDX7-70



Material :  
CK45



FORD Code

a

WDX7-70-16080

80

WDX7-70-16130

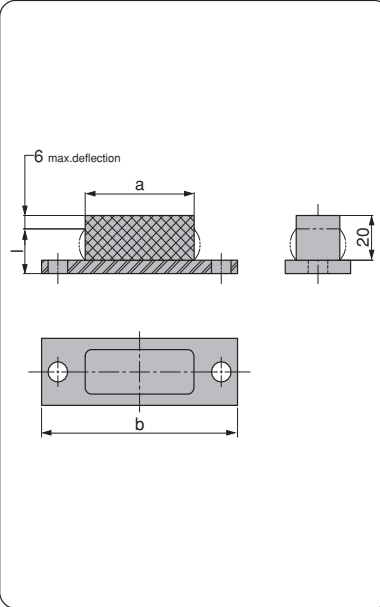
130

FORD CODE:WDX7-70

FORD Code	a	b	I* (kN)	I** (J)
WDX7-70-18050	50	90	10	30
WDX7-70-18100	100	140	20	60


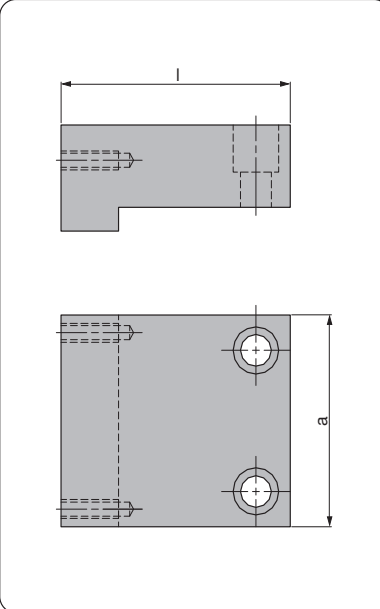
\*Force for lenght "l"

\*\*Max. Energy absorption (with 6 mm Defl.)


 Material :  
 Steel  
 Polyurethane 90 SH

**FORD CODE:WDX7-70**

FORD Code	a	I
WDX7-70-19090	90	???
WDX7-70-19140	140	???


 Material :  
 CK45

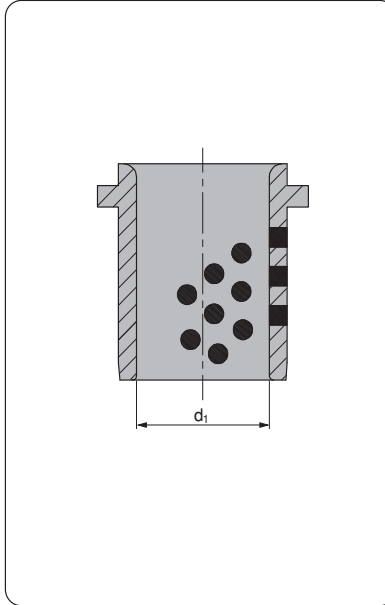
**Ordering Example:**  
 a=90 and I=120  
**FORD Code**  
 WDX7-70-19090L120

**FORD CODE:WDX7-70**



Material :  
Bronze with Non-Liquid Lubricant  
HB ≥ 190

Direction of Motion



FORD Code	d <sub>1</sub>
WDX13-60-08025	25
WDX13-60-08032	32
WDX13-60-08040	40
WDX13-60-08050	50
WDX13-60-08063	63
WDX13-60-08080	80
WDX13-60-08100	100
WDX13-60-08125	125

**FORD CODE:WDX13-60**

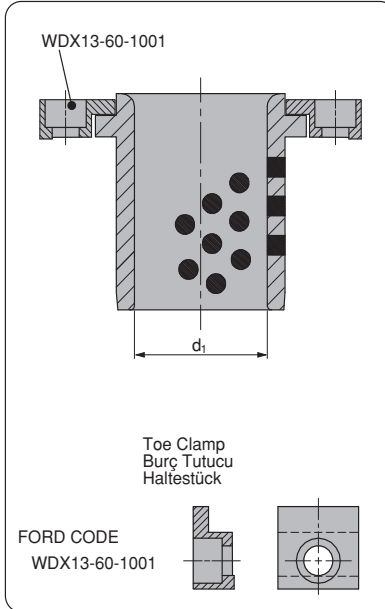


Material (Bushes) :  
Bronze with Non-Liquid Lubricant  
HB ≥ 190

Direction of Motion



Material (Toe Clamp) :  
Steel

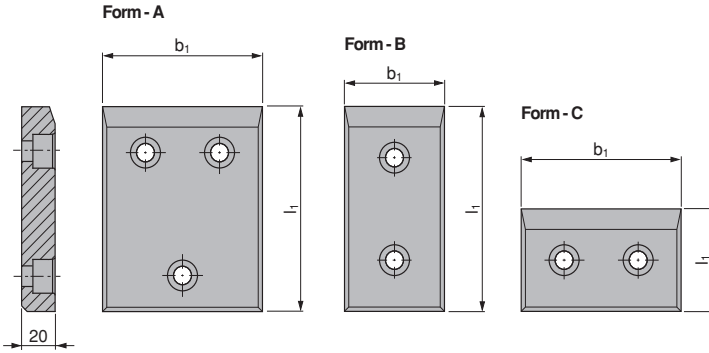


FORD Code	d <sub>1</sub>	toe clamp
WDX13-60-08025-A	25	1
WDX13-60-08032-A	32	1
WDX13-60-08040-A	40	1
WDX13-60-08050-A	50	1
WDX13-60-08063-A	63	2
WDX13-60-08080-A	80	2
WDX13-60-08100-A	100	2
WDX13-60-08125-A	125	2

**FORD CODE:WDX13-60**




Material :  
16MnCr5  
Hardened  
HRC 60 ÷ 64



**FORD CODE:WDX13-65**

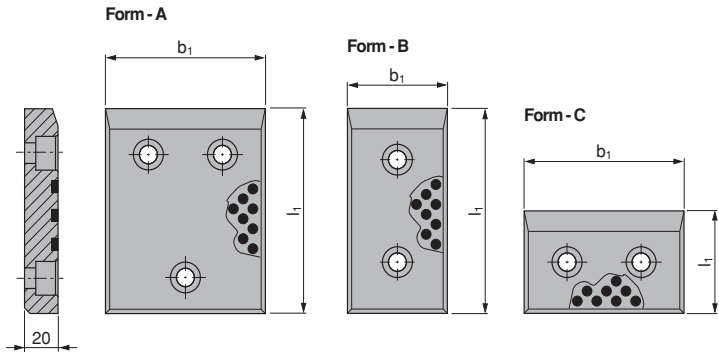
FORD Code	Form	b <sub>1</sub>	l <sub>1</sub>
WDX13-65-01050100X	B	50	100
WDX13-65-01050125X	B	50	125
WDX13-65-01050160X	B	50	160
WDX13-65-01050200X	B	50	200
WDX13-65-01080100X	B	80	100
WDX13-65-01080125X	B	80	125
WDX13-65-01080160X	B	80	160
WDX13-65-01080200X	B	80	200
WDX13-65-01080250X	B	80	250
WDX13-65-01080315X	B	80	315
WDX13-65-01100050X	C	100	50
WDX13-65-01100100X	B	100	100
WDX13-65-01100125X	B	100	125
WDX13-65-01100160X	B	100	160
WDX13-65-01100200X	B	100	200
WDX13-65-01100250X	B	100	250
WDX13-65-01100315X	B	100	315

FORD Code	Form	b <sub>1</sub>	l <sub>1</sub>
WDX13-65-01125100X	C	125	100
WDX13-65-01125125X	C	125	125
WDX13-65-01125160X	C	125	160
WDX13-65-01125200X	C	125	200
WDX13-65-01125250X	C	125	250
WDX13-65-01125315X	C	125	315
WDX13-65-01160100X	C	160	100
WDX13-65-01160125X	C	160	125
WDX13-65-01160160X	C	160	160
WDX13-65-01160200X	C	160	200
WDX13-65-01160250X	C	160	250
WDX13-65-01160315X	C	160	315



Material :  
Bronze with Non-Liquid Lubricant  
HB ≥ 190


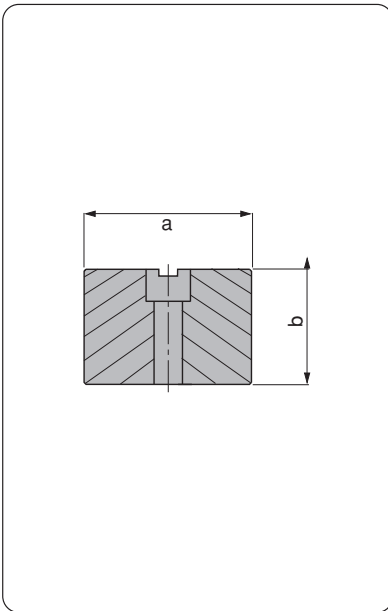
Direction of Motion



**FORD CODE:WDX13-65**

FORD Code	Form	b <sub>1</sub>	l <sub>1</sub>	FORD Code	Form	b <sub>1</sub>	l <sub>1</sub>
WDX13-65-01050100Y	B	50	100	WDX13-65-01125100Y	C	125	100
WDX13-65-01050125Y	B	50	125	WDX13-65-01125125Y	C	125	125
WDX13-65-01050160Y	B	50	160	WDX13-65-01125160Y	C	125	160
WDX13-65-01050200Y	B	50	200	WDX13-65-01125200Y	C	125	200
WDX13-65-01080100Y	B	80	100	WDX13-65-01125250Y	C	125	250
WDX13-65-01080125Y	B	80	125	WDX13-65-01125315Y	C	125	315
WDX13-65-01080160Y	B	80	160	WDX13-65-01160100Y	C	160	100
WDX13-65-01080200Y	B	80	200	WDX13-65-01160125Y	C	160	125
WDX13-65-01080250Y	B	80	250	WDX13-65-01160160Y	C	160	160
WDX13-65-01080315Y	B	80	315	WDX13-65-01160200Y	C	160	200
WDX13-65-01100050Y	C	100	50	WDX13-65-01160250Y	C	160	250
WDX13-65-01100100Y	B	100	100	WDX13-65-01160315Y	C	160	315
WDX13-65-01100125Y	B	100	125				
WDX13-65-01100160Y	B	100	160				
WDX13-65-01100200Y	B	100	200				
WDX13-65-01100250Y	B	100	250				
WDX13-65-01100315Y	B	100	315				

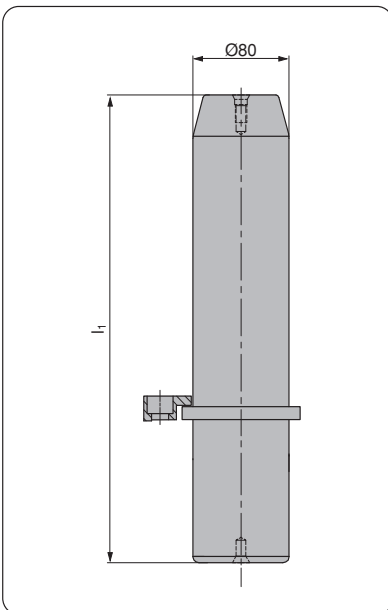
FORD Code	a	b
WDX13-65-04040 1	40	30
WDX13-65-04060 1	60	50
WDX13-65-04100 1	100	50
WDX13-65-04152 1	152	50



Material :  
CK45

**FORD CODE:WDX13-65**

FORD Code	l <sub>1</sub>	Amount of Toe Clamps
WDX13-65-10080315-A	315	3
WDX13-65-10080355-A	355	3
WDX13-65-10080400-A	400	3



Material (Guide Post) :  
16MnCr5  
Hardened  
HRC 58 ÷ 60

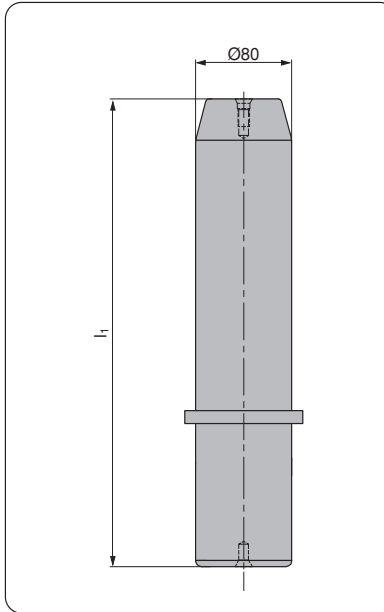
Material (Toe Clamp) :  
CK45

**FORD CODE:WDX13-65**





Material (Guide Post) :  
16MnCr5  
Hardened  
HRC 58 ÷ 60



FORD Code

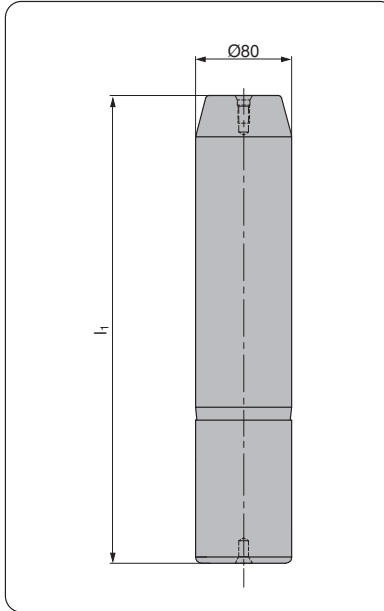
$l_1$

WDX13-65-10080315	315
WDX13-65-10080355	355
WDX13-65-10080400	400

FORD CODE:WDX13-65



Material (Guide Post) :  
16MnCr5  
Hardened  
HRC 58 ÷ 60



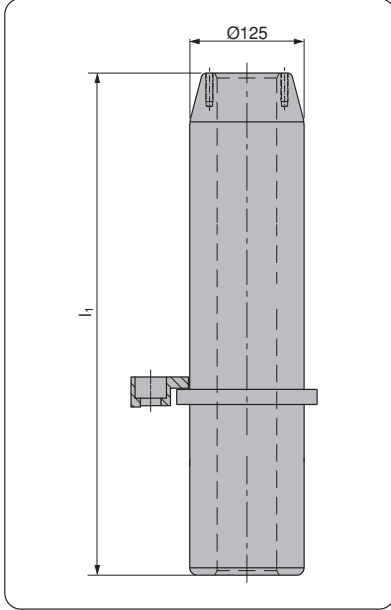
FORD Code

$l_1$

WDX13-65-11080315	315
WDX13-65-11080355	355
WDX13-65-11080400	400

FORD CODE:WDX13-65

FORD Code	$l_1$	Amount of Toe Clamps
WDX13-65-12125400-A	400	3
WDX13-65-12125450-A	450	3
WDX13-65-12125500-A	500	3

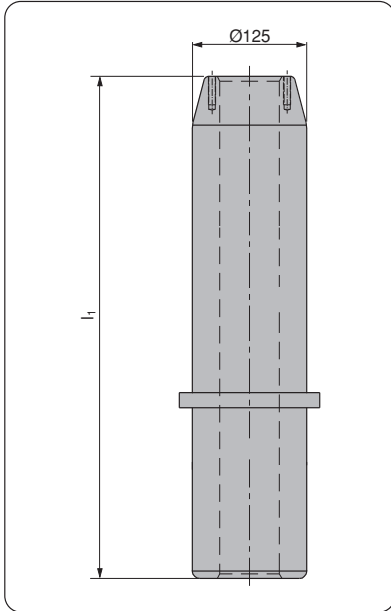


Material (Guide Post) :  
16MnCr5  
Hardened  
HRC 58 ÷ 60

Material (Toe Clamp) :  
CK45

FORD CODE:WDX13-65

FORD Code	$l_1$
WDX13-65-12125400	400
WDX13-65-12125450	450
WDX13-65-12125500	500

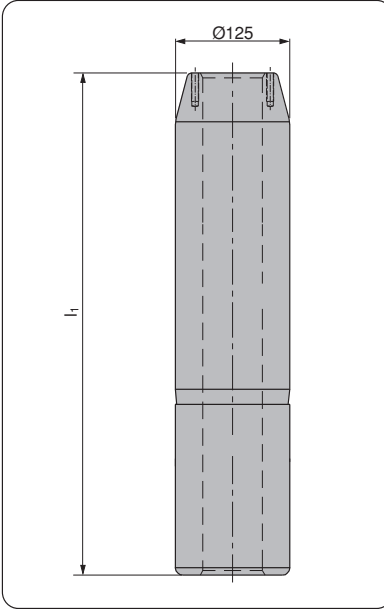


Material (Guide Post) :  
16MnCr5  
Hardened  
HRC 58 ÷ 60

FORD CODE:WDX13-65



Material (Guide Post) :  
16MnCr5  
Hardened  
HRC 58 ÷ 60






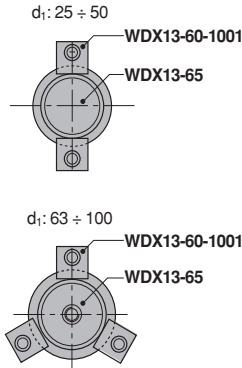
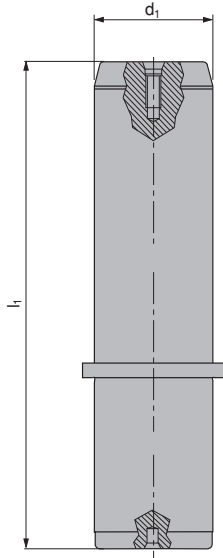
FORD Code

$l_1$

WDX13-65-13125400	400
WDX13-65-13125450	450
WDX13-65-13125500	500

FORD CODE:WDX13-65





Material (Guide Post) :  
16MnCr5  
Hardened  
HRC 58 ÷ 60

Material (Toe Clamp) :  
CK45

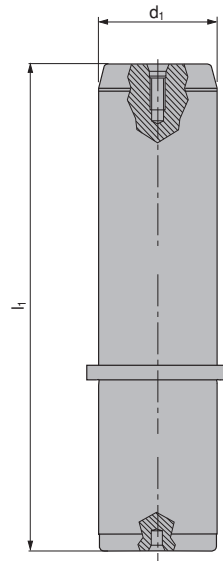
**FORD CODE:WDX13-65**

FORD Code	d <sub>1</sub>	l <sub>1</sub>	Amount of Toe Clamp
WDX13-65-20025140-A	25	140	2
WDX13-65-20025160-A	25	160	2
WDX13-65-20025180-A	25	180	2
WDX13-65-20032140-A	32	140	2
WDX13-65-20032160-A	32	160	2
WDX13-65-20032180-A	32	180	2
WDX13-65-20032200-A	32	200	2
WDX13-65-20040160-A	40	160	2
WDX13-65-20040180-A	40	180	2
WDX13-65-20040200-A	40	200	2
WDX13-65-20040224-A	40	224	2
WDX13-65-20040250-A	40	250	2
WDX13-65-20050160-A	50	160	2
WDX13-65-20050180-A	50	180	2
WDX13-65-20050200-A	50	200	2
WDX13-65-20050224-A	50	224	2
WDX13-65-20050250-A	50	250	2
WDX13-65-20050280-A	50	280	2
WDX13-65-20050315-A	50	315	2
WDX13-65-20063200-A	63	200	3
WDX13-65-20063224-A	63	224	3
WDX13-65-20063250-A	63	250	3
WDX13-65-20063280-A	63	280	3
WDX13-65-20063315-A	63	315	3
WDX13-65-20063355-A	63	355	3
WDX13-65-20063400-A	63	400	3

FORD Code	d <sub>1</sub>	l <sub>1</sub>	Amount of Toe Clamp
WDX13-65-20080250-A	80	250	3
WDX13-65-20080280-A	80	280	3
WDX13-65-20080315-A	80	315	3
WDX13-65-20080355-A	80	355	3
WDX13-65-20080400-A	80	400	3
WDX13-65-20080500-A	80	500	3
WDX13-65-20100315-A	100	315	3
WDX13-65-20100355-A	100	355	3
WDX13-65-20100400-A	100	400	3
WDX13-65-20100500-A	100	500	3



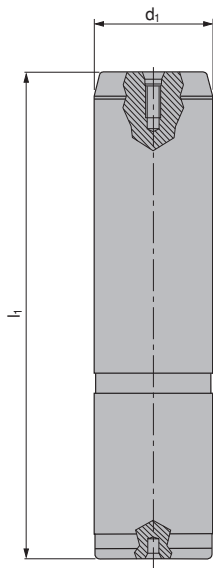
Material (Guide Post) :  
16MnCr5  
Hardened  
HRC 58 ÷ 60



**FORD CODE:WDX13-65**

FORD Code	$d_1$	$l_1$
WDX13-65-20025140	25	140
WDX13-65-20025160	25	160
WDX13-65-20025180	25	180
WDX13-65-20032140	32	140
WDX13-65-20032160	32	160
WDX13-65-20032180	32	180
WDX13-65-20032200	32	200
WDX13-65-20040160	40	160
WDX13-65-20040180	40	180
WDX13-65-20040200	40	200
WDX13-65-20040224	40	224
WDX13-65-20040250	40	250
WDX13-65-20050160	50	160
WDX13-65-20050180	50	180
WDX13-65-20050200	50	200
WDX13-65-20050224	50	224
WDX13-65-20050250	50	250
WDX13-65-20050280	50	280
WDX13-65-20050315	50	315
WDX13-65-20063200	63	200
WDX13-65-20063224	63	224
WDX13-65-20063250	63	250
WDX13-65-20063280	63	280
WDX13-65-20063315	63	315
WDX13-65-20063355	63	355
WDX13-65-20063400	63	400

FORD Code	$d_1$	$l_1$
WDX13-65-20080250	80	250
WDX13-65-20080280	80	280
WDX13-65-20080315	80	315
WDX13-65-20080355	80	355
WDX13-65-20080400	80	400
WDX13-65-20080500	80	500
WDX13-65-20100315	100	315
WDX13-65-20100355	100	355
WDX13-65-20100400	100	400
WDX13-65-20100500	100	500



Material (Guide Post) :  
16MnCr5  
Hardened  
HRC 58 ÷ 60

Material (Toe Clamp) :  
CK45

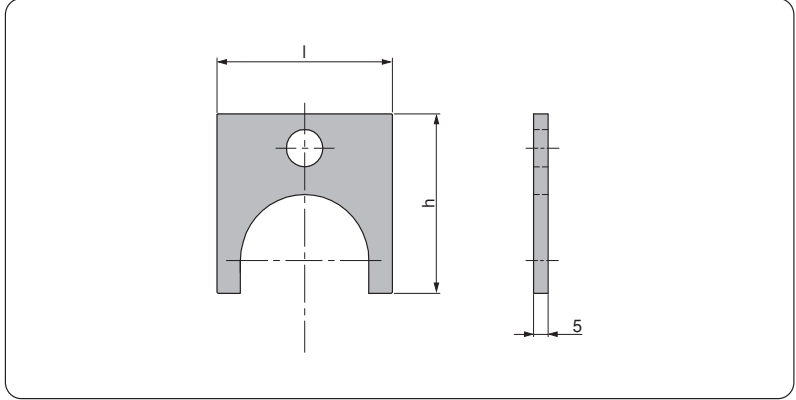
**FORD CODE:WDX13-65**

FORD Code	$d_1$	$l_1$	Amount of Toe Clamp
WDX13-65-20025140-A	25	140	2
WDX13-65-20025160-A	25	160	2
WDX13-65-20025180-A	25	180	2
WDX13-65-20032140-A	32	140	2
WDX13-65-20032160-A	32	160	2
WDX13-65-20032180-A	32	180	2
WDX13-65-20032200-A	32	200	2
WDX13-65-20040160-A	40	160	2
WDX13-65-20040180-A	40	180	2
WDX13-65-20040200-A	40	200	2
WDX13-65-20040224-A	40	224	2
WDX13-65-20040250-A	40	250	2
WDX13-65-20050160-A	50	160	2
WDX13-65-20050180-A	50	180	2
WDX13-65-20050200-A	50	200	2
WDX13-65-20050224-A	50	224	2
WDX13-65-20050250-A	50	250	2
WDX13-65-20050280-A	50	280	2
WDX13-65-20050315-A	50	315	2
WDX13-65-20063200-A	63	200	3
WDX13-65-20063224-A	63	224	3
WDX13-65-20063250-A	63	250	3
WDX13-65-20063280-A	63	280	3
WDX13-65-20063315-A	63	315	3
WDX13-65-20063355-A	63	355	3
WDX13-65-20063400-A	63	400	3

FORD Code	$d_1$	$l_1$	Amount of Toe Clamp
WDX13-65-20080250-A	80	250	3
WDX13-65-20080280-A	80	280	3
WDX13-65-20080315-A	80	315	3
WDX13-65-20080355-A	80	355	3
WDX13-65-20080400-A	80	400	3
WDX13-65-20080500-A	80	500	3
WDX13-65-20100315-A	100	315	3
WDX13-65-20100355-A	100	355	3
WDX13-65-20100400-A	100	400	3
WDX13-65-20100500-A	100	500	3



Material :  
Steel



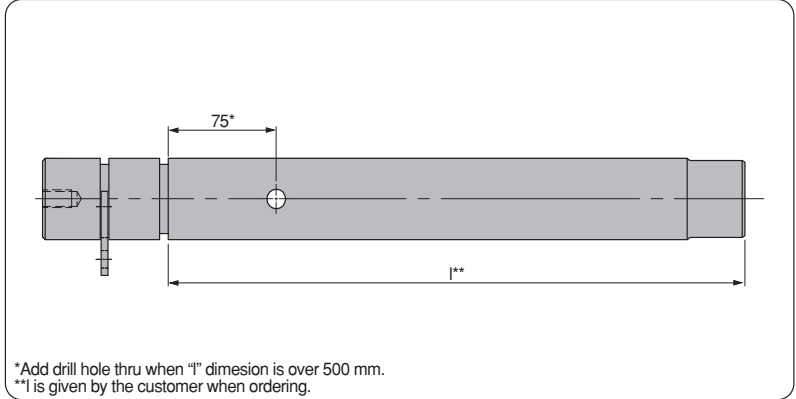
FORD Code	l	h
WDX14-60-0125	40	50
WDX14-60-0135	50	55
WDX14-60-0150	60	60
WDX14-60-0155	70	65
WDX14-60-0163	80	70

**FORD CODE:WDX14-60**




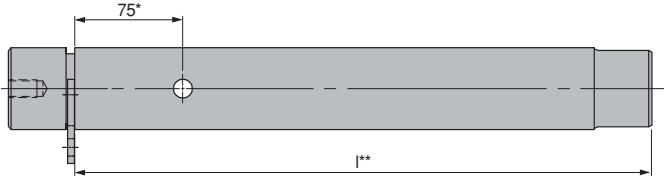
Material (Pad Retainer Pin) :  
CK45

Material (Pad Retainer Plate) :  
Steel



FORD Code	l	load per pin (Kg)
WDX14-60-0255501-A-L???	???	5200

**FORD CODE:WDX14-60**




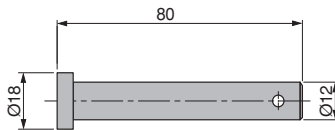
Material (Pad Retainer Pin) :  
CK45

Material (Pad Retainer Plate) :  
Steel

\*Add drill hole thru when "l" dimension is over 500 mm.  
\*\*l is given by the customer when ordering.

FORD Code	l	load per pin (Kg)
WDX14-60-025502-A-L???	???	5200

**FORD CODE:WDX14-60**

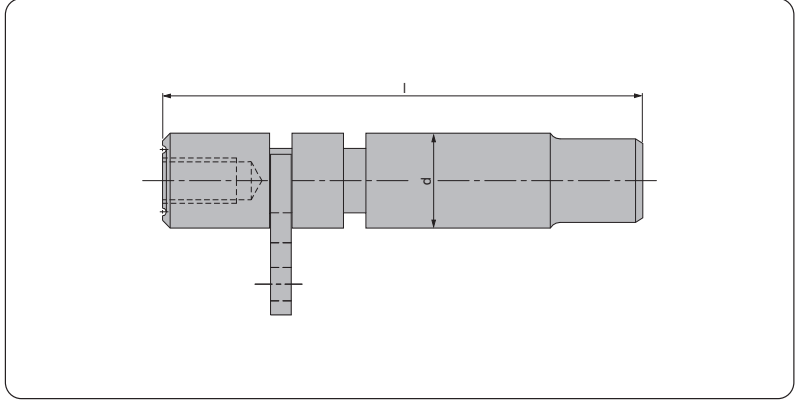


Material :  
CK45

FORD Code
WDX14-60-0280

**FORD CODE:WDX14-60**



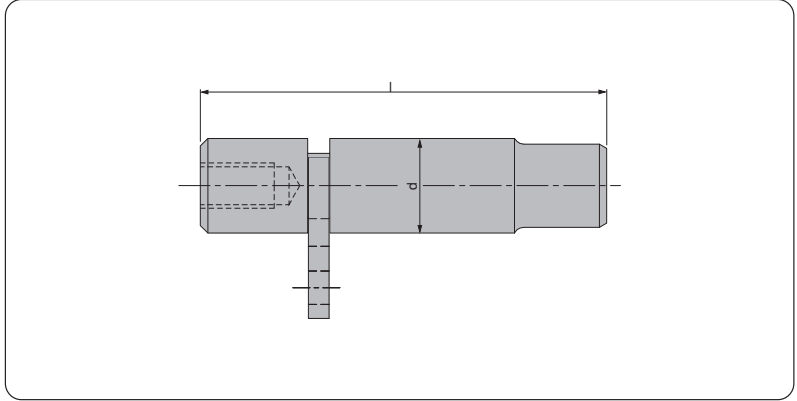


Material (Pad Retainer Pin) :  
CK45

Material (Pad Retainer Plate) :  
Steel

FORD Code	d	l	Load Permissible per pin (Kg)
WDX14-60-0325-A	25	130	1000
WDX14-60-0335-A	35	155	2500
WDX14-60-0350-A	50	200	5000
WDX14-60-0363-A	63	250	8000

**FORD CODE:WDX14-60**



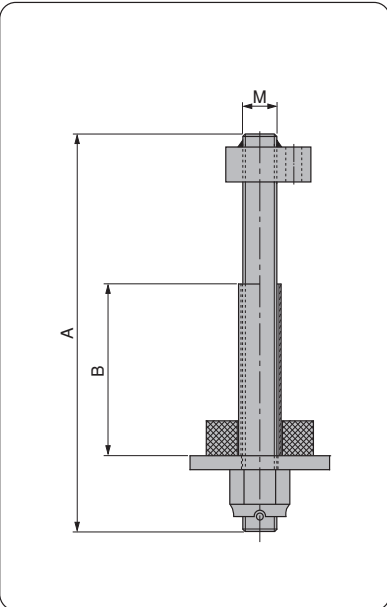
Material (Pad Retainer Pin) :  
CK45

Material (Pad Retainer Plate) :  
Steel

FORD Code	d	l	Load Permissible per pin (Kg)
WDX14-60-0425-A	25	110	1000
WDX14-60-0435-A	35	130	2500
WDX14-60-0450-A	50	170	5000
WDX14-60-0463-A	63	210	8000

**FORD CODE:WDX14-60**

FORD Code	M	Max.Load (Kg)
WDX14-60-0516	M16	250
WDX14-60-0520	M20	450
WDX14-60-0524	M24	750
WDX14-60-0530	M30	1250



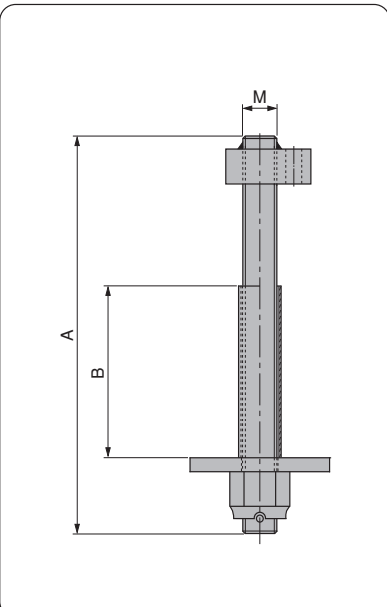
Material :  
Steel  
Elastomer 92 Sh

A and B (length) are given by the customer.

**Order Example:**  
**M=20, A= 247 and B=110**  
OrderCode:  
**WDX14-60-0520A247B110**

**FORD CODE:WDX14-60**

FORD Code	M	Max.Load (Kg)
WDX14-60-0612	M12	550
WDX14-60-0616	M16	1000
WDX14-60-0620	M20	1400



Material :  
Steel

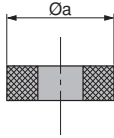
A and B (length) are given by the customer.

**Order Example:**  
**M=20, A= 247 and B=110**  
OrderCode:  
**WDX14-60-0620A247B110**

**FORD CODE:WDX14-60**



Material :  
Elastomer 92 SH

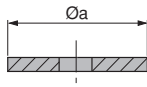


FORD Code	M	a
WDX14-60-0901	M16	50
WDX14-60-0902	M20	63
WDX14-60-0903	M24	80
WDX14-60-0904	M30	100

FORD CODE:WDX14-60



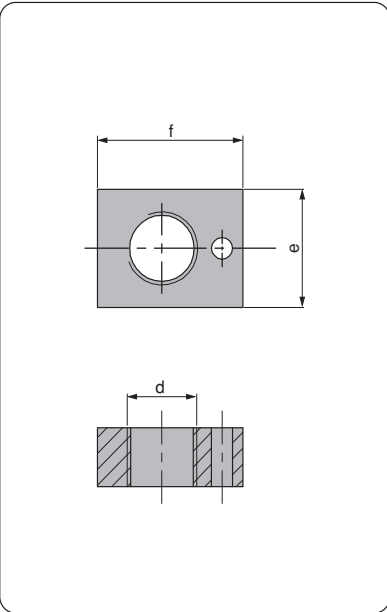
Material :  
CK45



FORD Code	M	a
WDX14-60-1001	M16	65
WDX14-60-1002	M20	82
WDX14-60-1003	M24	105
WDX14-60-1004	M30	130

FORD CODE:WDX14-60

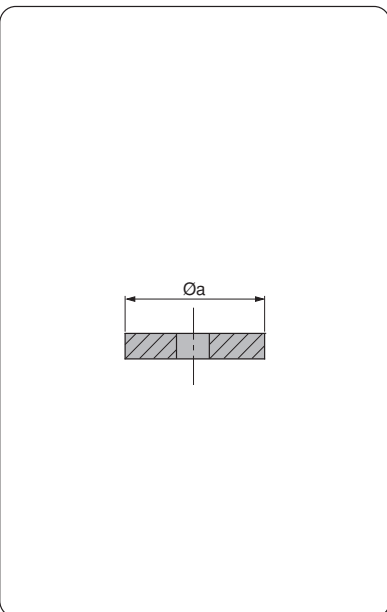
FORD Code	d	e	f
WDX14-60-1005	M12	25	40
WDX14-60-1006	M16	35	50
WDX14-60-1007	M20	40	50
WDX14-60-1008	M24	45	50
WDX14-60-1009	M30	50	63



Material :  
Steel

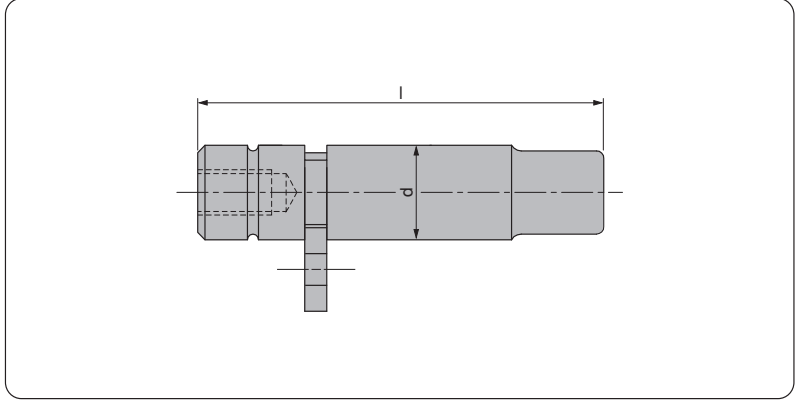
FORD CODE:WDX14-60

FORD Code	M	a
WDX14-60-1310	M10	25
WDX14-60-1312	M12	30
WDX14-60-1316	M16	40
WDX14-60-1320	M20	44



Material :  
CK45

FORD CODE:WDX14-60

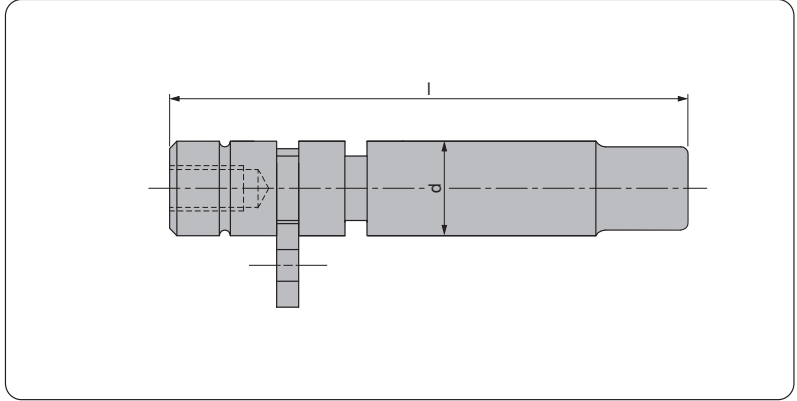


Material (Pad Retainer Pin) :  
CK45

Material (Pad Retainer Plate) :  
Steel

FORD Code	d	l	Load Permissible per pin (Kg)
WDX14-60-1425-A	25	120	1000
WDX14-60-1435-A	35	140	2500
WDX14-60-1450-A	50	180	5000
WDX14-60-1463-A	63	210	8000

**FORD CODE:WDX14-60**

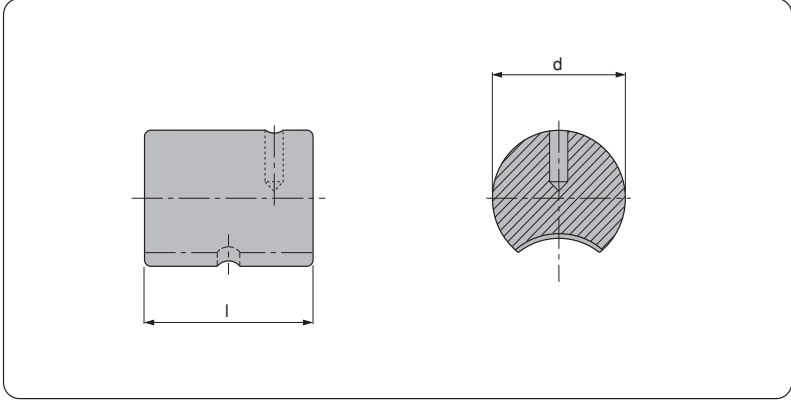


Material (Pad Retainer Pin) :  
CK45

Material (Pad Retainer Plate) :  
Steel

FORD Code	d	l	Load Permissible per pin (Kg)
WDX14-60-1525-A	25	145	1000
WDX14-60-1535-A	35	170	2500
WDX14-60-1550-A	50	215	5000
WDX14-60-1563-A	63	255	8000

**FORD CODE:WDX14-60**

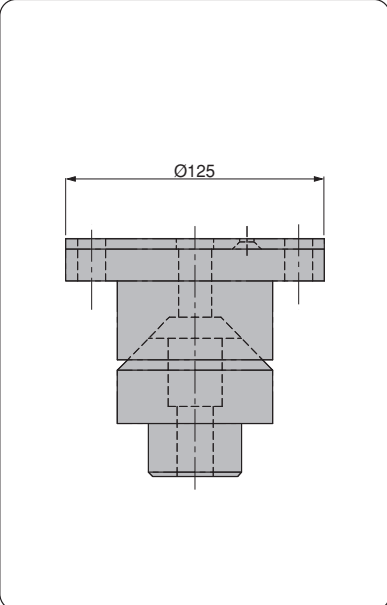


Material :  
Elastomer 92 SH

FORD Code	d	l
WDX14-60-1701	40	60
WDX14-60-1702	50	80
WDX14-60-1703	63	80

FORD CODE:WDX14-60

FORD Code
WDX14-62-0175



Material :  
42CrMo4  
HRC 58 ± 60

FORD CODE:WDX14-62



Material :  
Steel

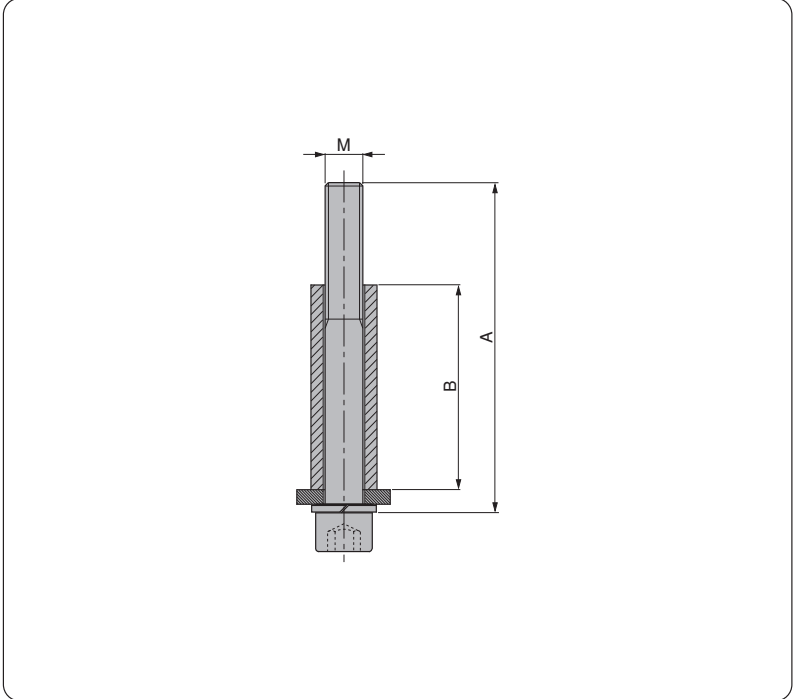
A and B (length) are given by  
the customer.

**Order Example:**

**M=12, A= 130 and B=95**

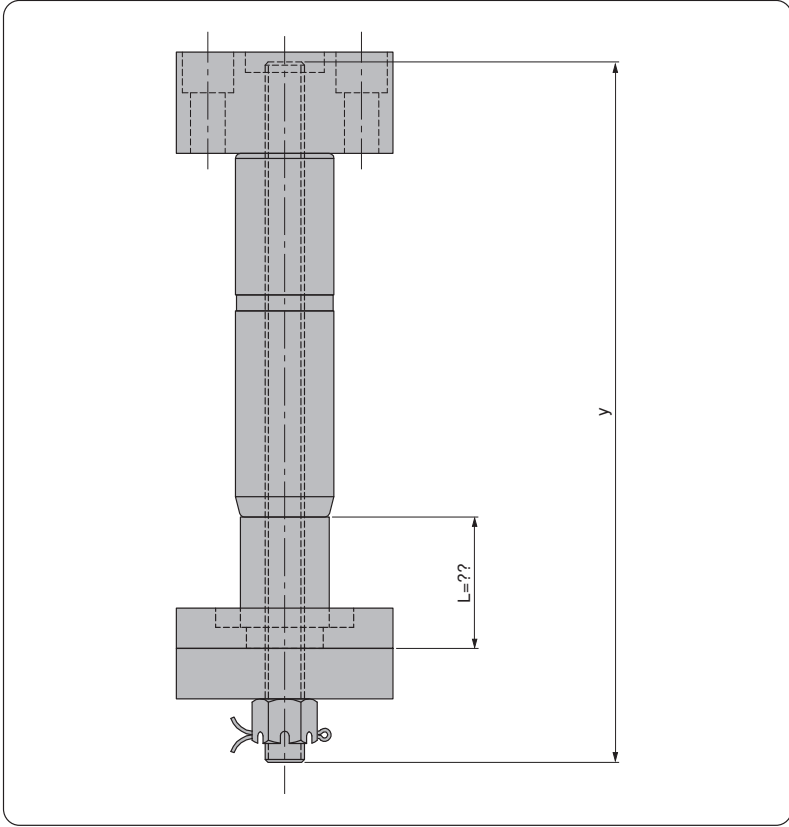
OrderCode:

**WDX14-65-1112A130B095**



**FORD CODE:WDX14-65**

FORD Code	M	Max.Load (Kg)
WDX14-65-1110	M10	100
WDX14-65-1112	M12	150
WDX14-65-1116	M16	250




Material :  
Steel  
Elastomer 92 Sh A.  
Slotted Nut DIN 935  
Split Pin DIN EN ISO 1234

Order Example:  
L=50  
OrderCode:  
WDX14-65-0150180-L50

**FORD CODE:WDX14-65**

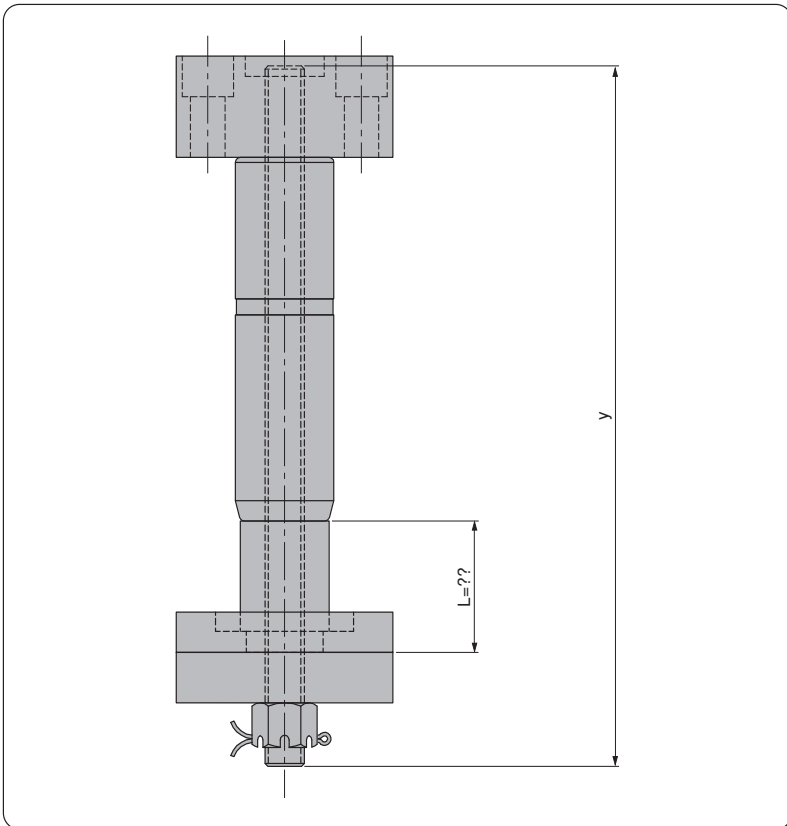
FORD Code	y	Max Load
		kg
WDX14-65-0150180-L??	350	450
WDX14-65-0150200-L??	370	450
WDX14-65-0150224-L??	394	450
WDX14-65-0150250-L??	420	450
WDX14-65-0150280-L??	450	450





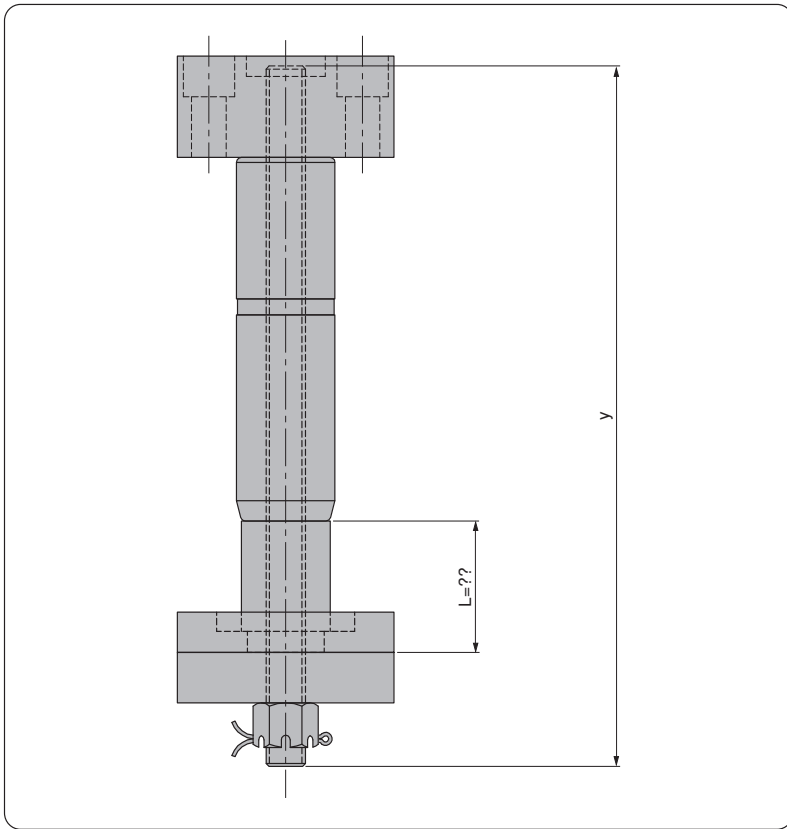
Material :  
 Steel  
 Elastomer 92 Sh A.  
 Slotted Nut DIN 935  
 Split Pin DIN EN ISO 1234

Order Example:  
 L=50  
 OrderCode:  
 WDX14-65-0263200-L50



**FORD CODE:WDX14-65**

FORD Code	y	Max Load kg
WDX14-65-0263200-L??	385	750
WDX14-65-0263224-L??	409	750
WDX14-65-0263250-L??	435	750
WDX14-65-0263280-L??	465	750

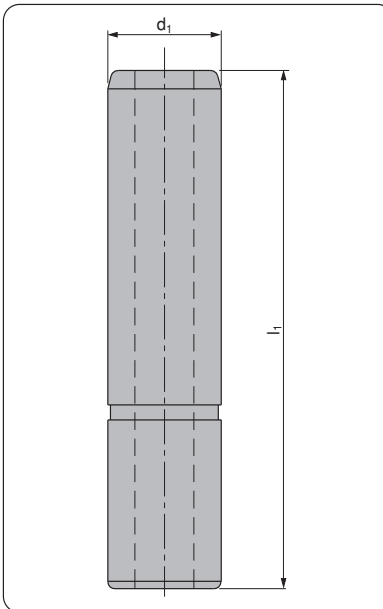


Material :  
Steel  
Elastomer 92 Sh A.  
Slotted Nut DIN 935  
Split Pin DIN EN ISO 1234

Order Example:  
L=65  
OrderCode:  
**WDX14-65-0380250-L65**

**FORD CODE:WDX14-65**

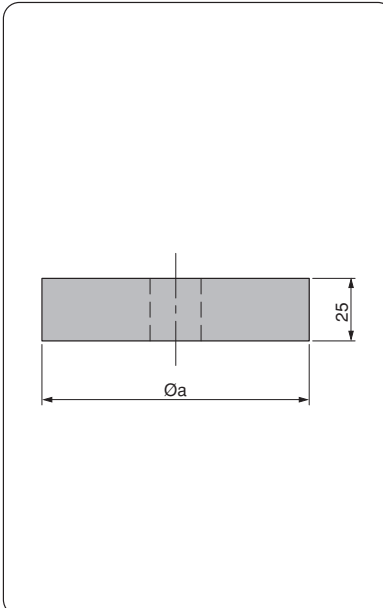
FORD Code	y	Max Load kg
WDX14-65-0380250-L??	435	1250
WDX14-65-0380280-L??	465	1250
WDX14-65-0380315-L??	500	1250
WDX14-65-0380355-L??	540	1250
WDX14-65-0380400-L??	585	1250



Material (Guide Post) :  
16MnCr5  
Hardened  
HRC 57 ÷ 62

FORD Code	d <sub>1</sub>	l <sub>1</sub>
WDX14-65-04050180	50	180
WDX14-65-04050200	50	200
WDX14-65-04050224	50	224
WDX14-65-04050250	50	250
WDX14-65-04063200	63	200
WDX14-65-04063224	63	224
WDX14-65-04063250	63	250
WDX14-65-04063280	63	280
WDX14-65-04063315	63	315
WDX14-65-04080250	80	250
WDX14-65-04080280	80	280
WDX14-65-04080315	80	315
WDX14-65-04080355	80	355
WDX14-65-04080400	80	400

**FORD CODE:WDX14-65**

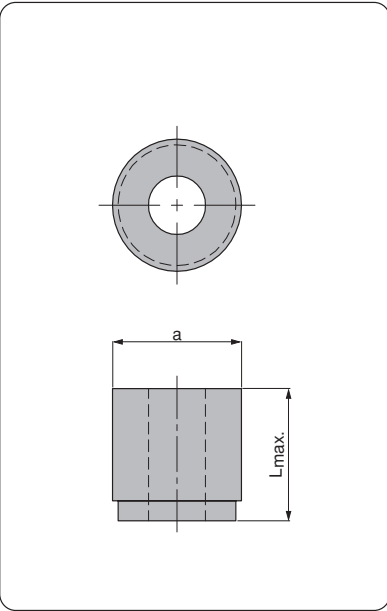


Material :  
Steel

FORD Code	a
WDX14-65-05110	110
WDX14-65-05125	125
WDX14-65-05150	150

**FORD CODE:WDX14-65**

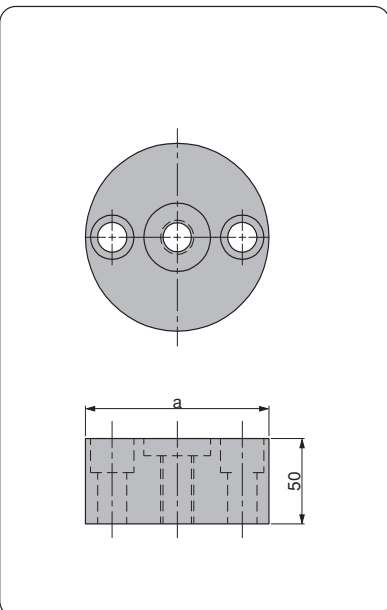
FORD Code	a	Lmax.
WDX14-65-05050	45	65
WDX14-65-05063	50	70
WDX14-65-05080	70	70



Material :  
CK45

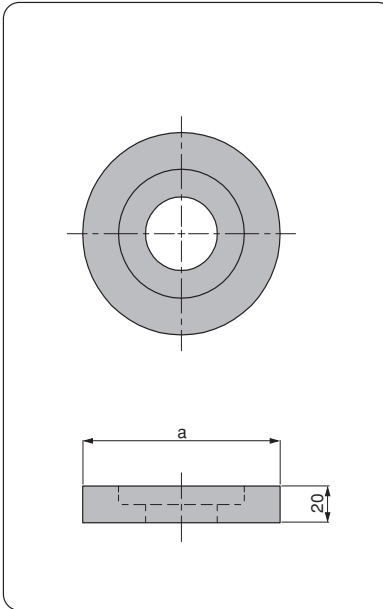

**FORD CODE:WDX14-65**

FORD Code	a
WDX14-65-06110	110
WDX14-65-06125	125
WDX14-65-06150	150



Material :  
Steel

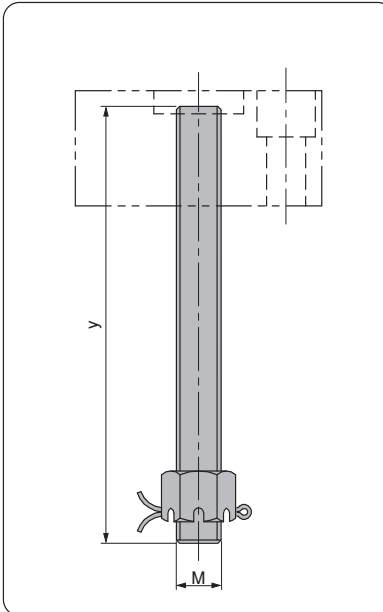

**FORD CODE:WDX14-65**



FORD Code	a
WDX14-65-07110	110
WDX14-65-07125	125
WDX14-65-07150	150

Material :  
Elastomer 92 Sh.

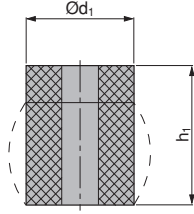
FORD CODE:WDX14-65



FORD Code	M	y
WDX14-65-0820350	M20x2,5	350
WDX14-65-0820370	M20x2,5	370
WDX14-65-0820394	M20x2,5	394
WDX14-65-0820420	M24x3,0	420
WDX14-65-0824385	M24x3,0	385
WDX14-65-0824409	M24x3,0	409
WDX14-65-0824435	M24x3,0	435
WDX14-65-0824465	M24x3,0	465
WDX14-65-0830435	M30x3,5	435
WDX14-65-0830465	M30x3,5	465
WDX14-65-0830500	M30x3,5	500
WDX14-65-0830540	M30x3,5	540
WDX14-65-0830585	M30x3,5	585

Material :  
Steel

FORD CODE:WDX14-65



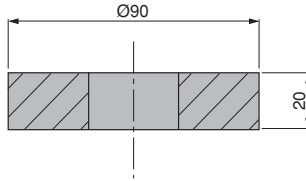
Material :  
Elastomer 92 Sh

**FORD CODE:WDX14-70**

FORD Code	$d_1$	$h_1$
WDX14-70-194032	40	32
WDX14-70-194040	40	40
WDX14-70-194050	40	50
WDX14-70-194063	40	63
WDX14-70-194080	40	80
WDX14-70-195032	50	32
WDX14-70-195040	50	40
WDX14-70-195050	50	50
WDX14-70-195063	50	63
WDX14-70-195080	50	80
WDX14-70-1950100	50	100
WDX14-70-196332	63	32
WDX14-70-196340	63	40
WDX14-70-196350	63	50
WDX14-70-196363	63	63
WDX14-70-196380	63	80
WDX14-70-1963100	63	100
WDX14-70-1963125	63	125
WDX14-70-198032	80	32
WDX14-70-198040	80	40
WDX14-70-198050	80	50
WDX14-70-198063	80	63
WDX14-70-198080	80	80
WDX14-70-1980100	80	100
WDX14-70-1980125	80	125



Material :  
42CrMo4



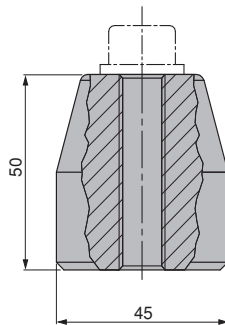
FORD Code

WDX15-70-0201

FORD CODE:WDX15-70



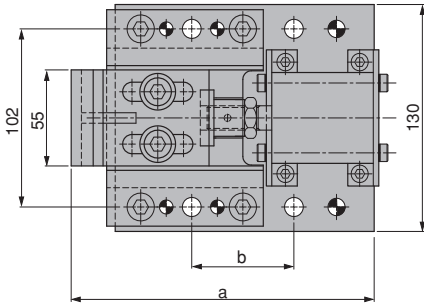
Material :  
CK45



FORD Code

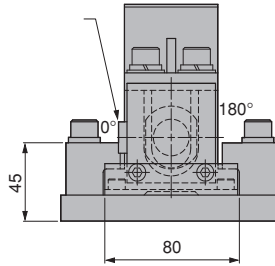
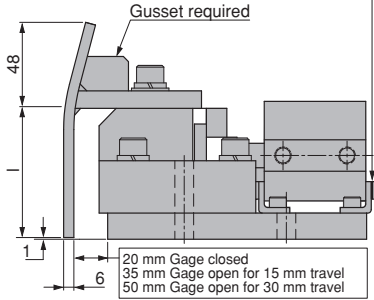
WDX15-70-0401

FORD CODE:WDX15-70



Material :  
Steel  
Bronze  
Air Cylinder

Air cylinder bracket must be secured to air cylinder with screws, serrated safety washers and properly torque.



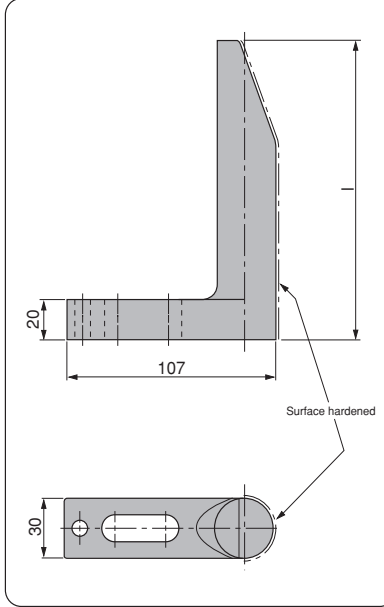
**FORD CODE:WDX16-60**

FORD Code	Air Cylinder Travel	a		b	l
		CLOSED	OPEN		
WDX16-60-0330075	30	184	214	60	75
WDX16-60-0330100	30	184	214	60	100
WDX16-60-0330125	30	184	214	60	125
WDX16-60-0330150	30	184	214	60	150
WDX16-60-0330175	30	184	214	60	175
WDX16-60-0330200	30	184	214	60	200



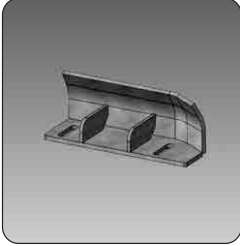


Material :  
CK45  
Forging  
Hardened  
HRC 56 ÷ 60

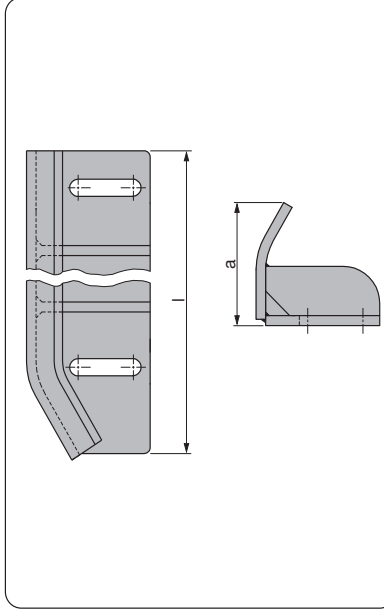


FORD Code	l
WDX16-60-01065	65
WDX16-60-01090	90
WDX16-60-01120	120
WDX16-60-01150	150
WDX16-60-01180	180
WDX16-60-01250	250

FORD CODE:WDX16-60



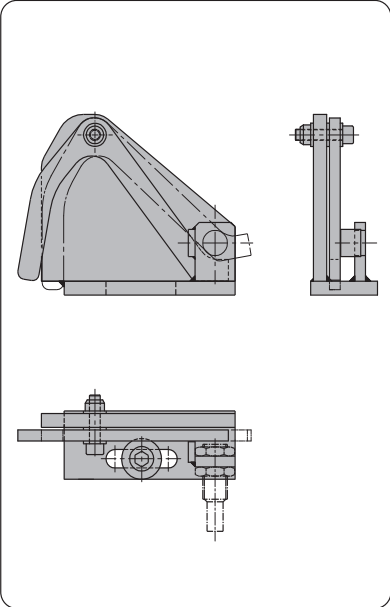
Material :  
Steel



FORD Code	a	l	Position
WDX16-70-0201	100	200	opposite
WDX16-70-0202	100	200	as shown
WDX16-70-0203	100	300	opposite
WDX16-70-0204	100	300	as shown
WDX16-70-0205	100	400	opposite
WDX16-70-0206	100	400	as shown
WDX16-70-0207	100	500	opposite
WDX16-70-0208	100	500	as shown
WDX16-70-0209	150	200	opposite
WDX16-70-0210	150	200	as shown
WDX16-70-0211	150	300	opposite
WDX16-70-0212	150	300	as shown
WDX16-70-0213	150	400	opposite
WDX16-70-0214	150	400	as shown
WDX16-70-0215	150	500	opposite
WDX16-70-0216	150	500	as shown
WDX16-70-0217	200	200	opposite
WDX16-70-0218	200	200	as shown
WDX16-70-0219	200	300	opposite
WDX16-70-0220	200	300	as shown
WDX16-70-0221	200	400	opposite
WDX16-70-0222	200	400	as shown
WDX16-70-0223	200	500	opposite
WDX16-70-0224	200	500	as shown

FORD CODE:WDX16-70

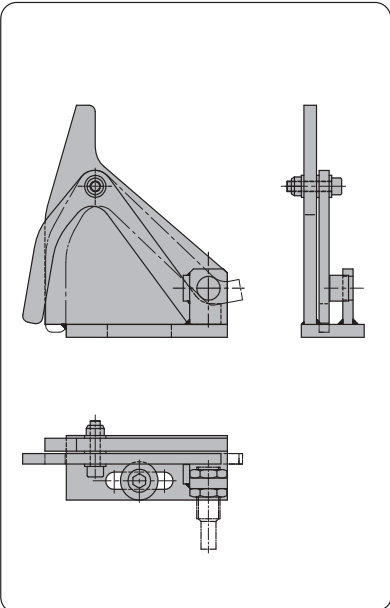
FORD Code	Position
WDX16-70-0301R	Right Gage (as shown)
WDX16-70-0301L	Left Gage (opposite)



Material :  
Steel

FORD CODE:WDX16-70

FORD Code	Position
WDX16-70-0701R	Right Gage (as shown)
WDX16-70-0701L	Left Gage (opposite)

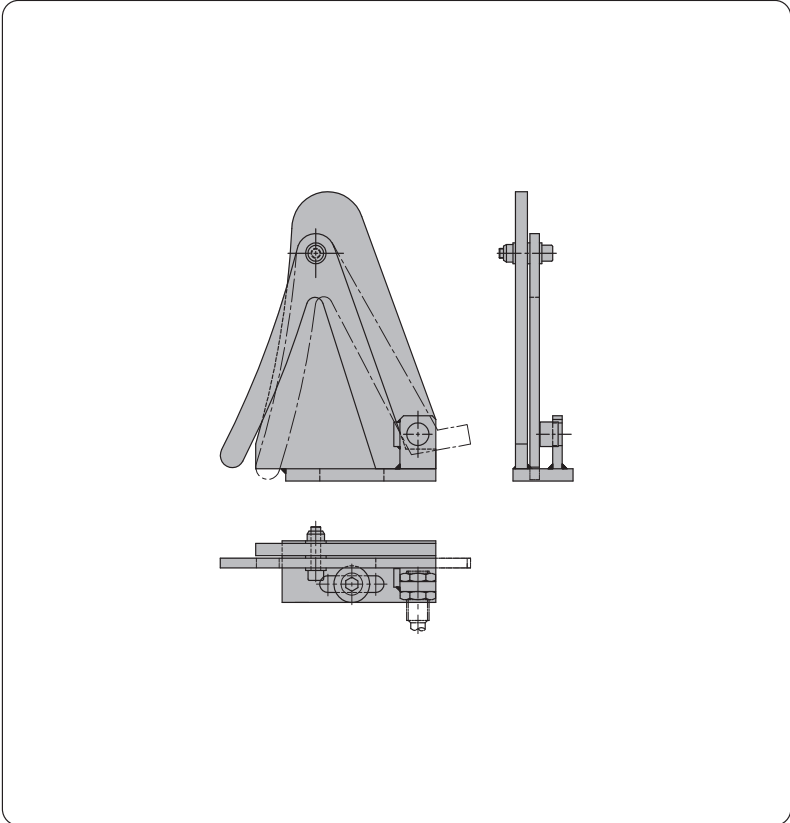


Material :  
Steel

FORD CODE:WDX16-70

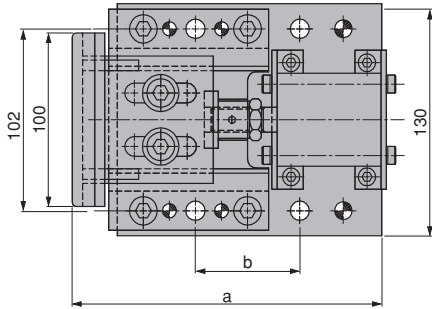


Material :  
Steel



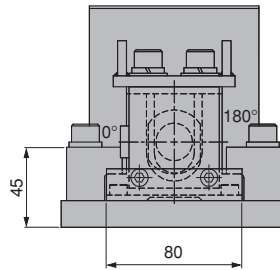
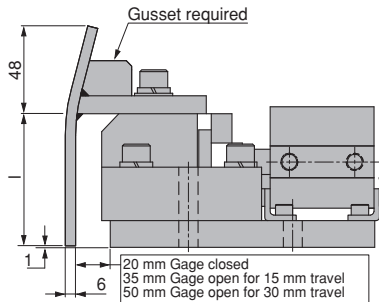
**FORD CODE:WDX16-70**

FORD Code	Position
WDX16-70-0901R	Right Gage (as shown)
WDX16-70-0901L	Left Gage (opposite)



Material :  
Steel  
Bronze  
Air Cylinder

Air cylinder bracket must be secured to air cylinder with screws, serrated safety washers and properly torque.



**FORD CODE:WDX16-80**

FORD Code	Air Cylinder Travel	a CLOSED	a OPEN	b	l
WDX16-80-3330075	30	184	214	60	75
WDX16-80-3330100	30	184	214	60	100
WDX16-80-3330125	30	184	214	60	125
WDX16-80-3330150	30	184	214	60	150
WDX16-80-3330175	30	184	214	60	175
WDX16-80-3330200	30	184	214	60	200



Material :  
CK45  
800 ÷ 1000 N/mm<sup>2</sup>  
Forged

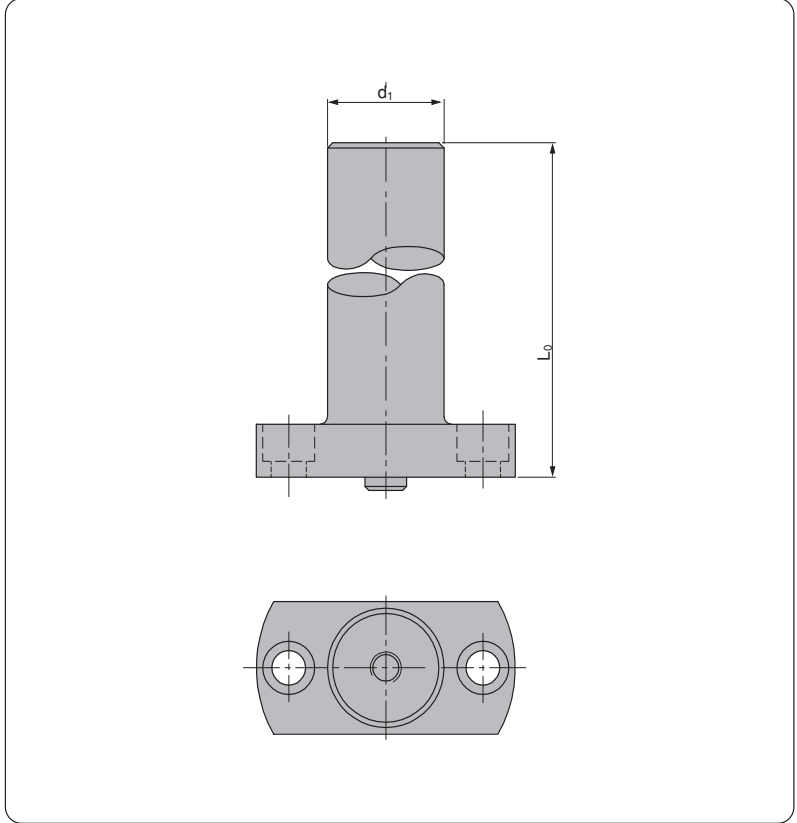
L<sub>0</sub> is given by the customer.

**Order Example:**

d<sub>1</sub>=45, L<sub>0</sub>= 345

OrderCode:

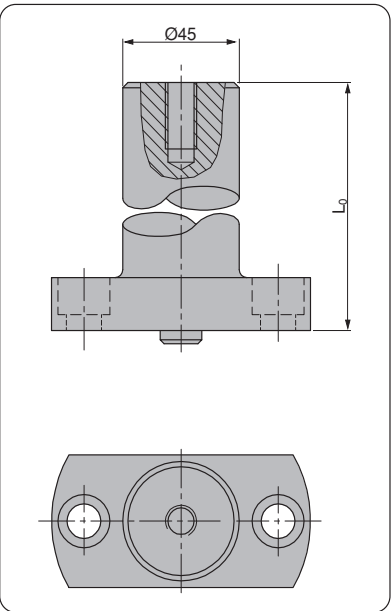
WDX17-60-0245360L0345



**FORD CODE:WDX17-60**

FORD Code	d <sub>1</sub>	L <sub>0</sub>
WDX17-60-0236175	36	30 ÷ 175
WDX17-60-0236250	36	176 ÷ 250
WDX17-60-0236360	36	251 ÷ 360
WDX17-60-0245175	45	30 ÷ 175
WDX17-60-0245250	45	176 ÷ 250
WDX17-60-0245360	45	251 ÷ 360

FORD Code	L <sub>0</sub>
WDX17-60-0345175	30 ÷ 175
WDX17-60-0345250	176 ÷ 250
WDX17-60-0345360	251 ÷ 360




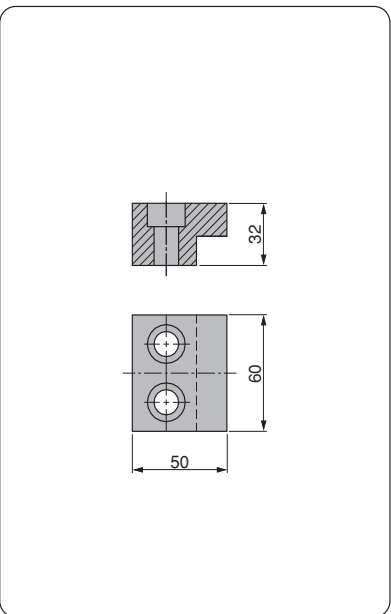
Material :  
CK45  
800 ÷ 1000 N/mm<sup>2</sup>  
Forged

L<sub>0</sub> is given by the customer.

**Order Example:**  
L<sub>0</sub>= 345  
OrderCode:  
WDX17-60-0245360L0345

**FORD CODE:WDX17-60**

FORD Code
WDX17-70-0501

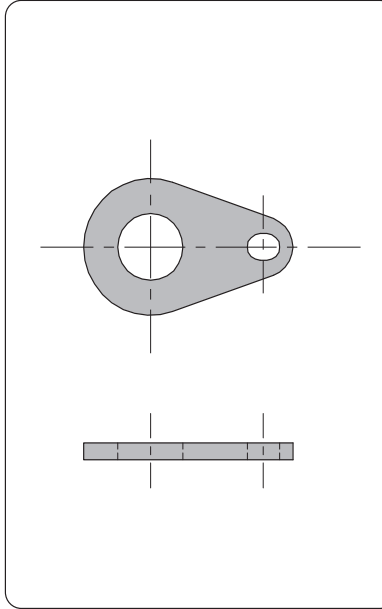


Material :  
Steel

**FORD CODE:WDX17-70**



Material :  
Steel



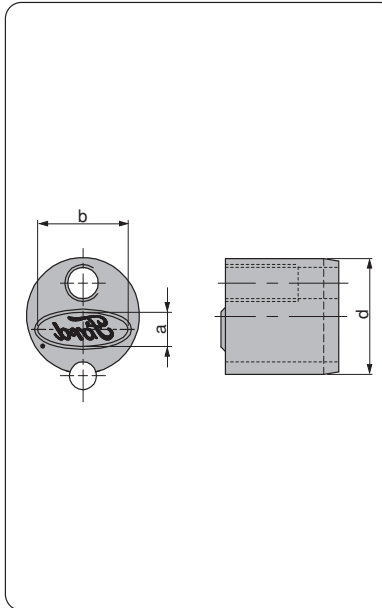
FORD Code

WDX19-70-0703

FORD CODE:WDX19-70



Material :  
X155CrVMo12  
Hardened  
HRC 60 ÷ 62



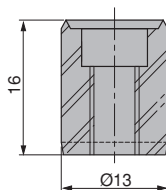
FORD Code

FORD Code	a	b	d
WDX20-65-0310	2,2	6	10
WDX20-65-0313	3,6	10	13
WDX20-65-0325	7,3	20	25

FORD CODE:WDX20-65

FORD Code

WDX20-65-0601

Material :  
X155CrVMo121  
Hardened  
HRC 58 ± 60**FORD CODE:WDX20-65**

FORD Code

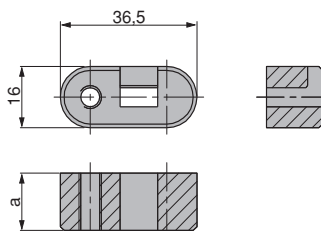
a

WDX20-66-02210


15

WDX20-66-02219

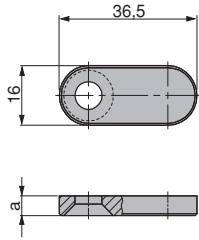
22

Material :  
90MnCrV8  
Hardened  
HRC 58 ± 60**FORD CODE:WDX20-66**





Material :  
90MnCrV8  
Hardened  
HRC 58 ÷ 60



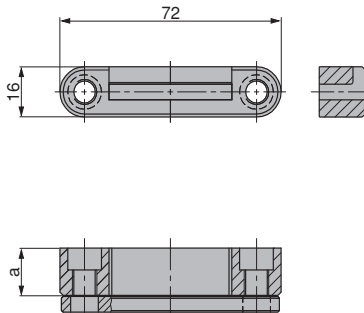
FORD Code

a

WDX20-66-02210	5,0
WDX20-66-02219	7,7

**FORD CODE:WDX20-66**

Material :  
90MnCrV8  
Hardened  
HRC 58 ÷ 60



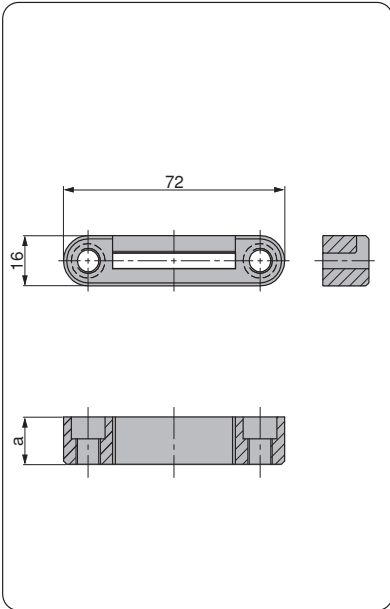
FORD Code

a

WDX20-66-03120-A	15
WDX20-66-03220-A	12

**FORD CODE:WDX20-66**

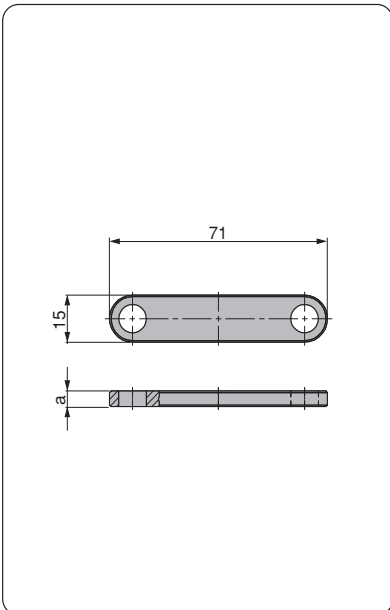
FORD Code	a
WDX20-66-03115	15
WDX20-66-03112	12



Material :  
 90MnCrV8  
 Hardened  
 HRC 58 ± 60

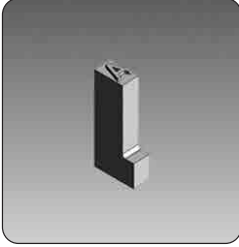
**FORD CODE:WDX20-66**

FORD Code	a
WDX20-66-03205	5,0
WDX20-66-03208	7,7



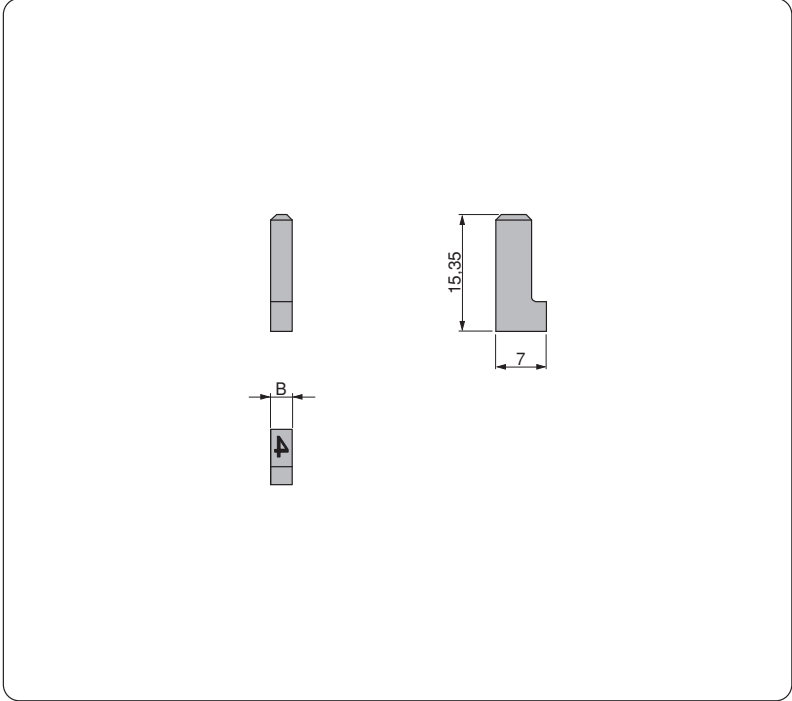
Material :  
 90MnCrV8  
 Hardened  
 HRC 58 ± 60

**FORD CODE:WDX20-66**



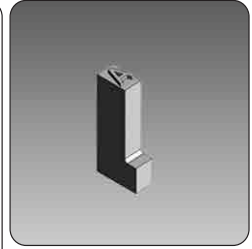
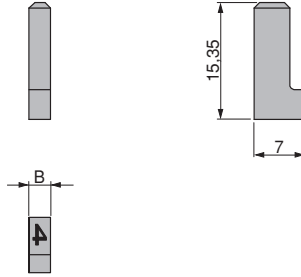
Material :  
X155CrVMo121  
Hardened  
HRC 60 ÷ 62

Stamps set for date only.



**FORD CODE:WDX20-70**

FORD Code Assembly	FORD Code Stamp	Amount	B	Stamp
WDX20-70-0250	WDX20-70-0200	2	2,5	0
WDX20-70-0250	WDX20-70-0201	3	2,5	1
WDX20-70-0250	WDX20-70-0202	3	2,5	2
WDX20-70-0250	WDX20-70-0203	2	2,5	3
WDX20-70-0250	WDX20-70-0204	2	2,5	4
WDX20-70-0250	WDX20-70-0205	2	2,5	5
WDX20-70-0250	WDX20-70-0206	2	2,5	6
WDX20-70-0250	WDX20-70-0207	2	2,5	7
WDX20-70-0250	WDX20-70-0208	2	2,5	8
WDX20-70-0250	WDX20-70-0209	2	2,5	9
WDX20-70-0250	WDX20-70-0251	1	2,5	A
WDX20-70-0250	WDX20-70-0252	1	2,5	B
WDX20-70-0250	WDX20-70-0253	1	2,5	C
WDX20-70-0250	WDX20-70-0254	2	2,5	D
WDX20-70-0250	WDX20-70-0255	1	2,5	E
WDX20-70-0250	WDX20-70-0256	1	2,5	N



Material :  
X155CrVMo121  
Hardened  
HRC 60 ± 62

Stamps set for date only.

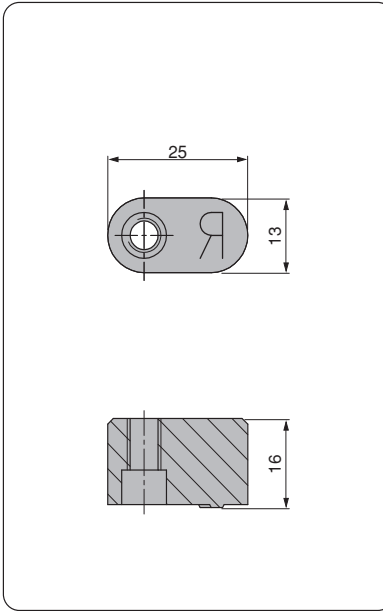
**FORD CODE:WDX20-70**

FORD Code	Symbol	B	View On Stamp
WDX20-70-0200	0	2,5	0
WDX20-70-0201	1	2,5	1
WDX20-70-0202	2	2,5	2
WDX20-70-0203	3	2,5	3
WDX20-70-0204	4	2,5	4
WDX20-70-0205	5	2,5	5
WDX20-70-0206	6	2,5	6
WDX20-70-0207	7	2,5	7
WDX20-70-0208	8	2,5	8
WDX20-70-0209	9	2,5	9
WDX20-70-0242	FILLER	0,5	
WDX20-70-0243	FILLER	1,0	
WDX20-70-0210	FILLER	1,5	
WDX20-70-0211	FILLER	2,0	
WDX20-70-0212	FILLER	2,5	

FORD Code	Symbol	B	View On Stamp
WDX20-70-0213	A	3,0	A
WDX20-70-0214	B	3,0	B
WDX20-70-0215	C	3,0	C
WDX20-70-0216	D	3,0	D
WDX20-70-0217	E	3,0	E
WDX20-70-0218	F	2,5	F
WDX20-70-0219	G	3,0	G
WDX20-70-0220	H	3,0	H
WDX20-70-0221	I	2,5	I
WDX20-70-0222	J	2,5	J
WDX20-70-0223	K	3,0	K
WDX20-70-0224	L	2,5	L
WDX20-70-0225	M	3,5	M
WDX20-70-0226	N	3,0	N
WDX20-70-0227	1/2	3,5	S\1
WDX20-70-0228	P	3,0	P
WDX20-70-0229	Q	3,0	Q
WDX20-70-0230	R	3,0	R
WDX20-70-0231	S	3,0	S
WDX20-70-0232	T	2,5	T
WDX20-70-0233	U	3,0	U
WDX20-70-0234	V	2,5	V
WDX20-70-0235	W	3,5	W
WDX20-70-0236	X	2,5	X
WDX20-70-0237	Y	2,5	Y
WDX20-70-0238	Z	2,5	Z
WDX20-70-0239	-	1,5	-
WDX20-70-0240	=	1,5	=
WDX20-70-0241	≠	1,5	≠



Material :  
X155CrVMo12  
Hardened  
HRC 60 ÷ 62



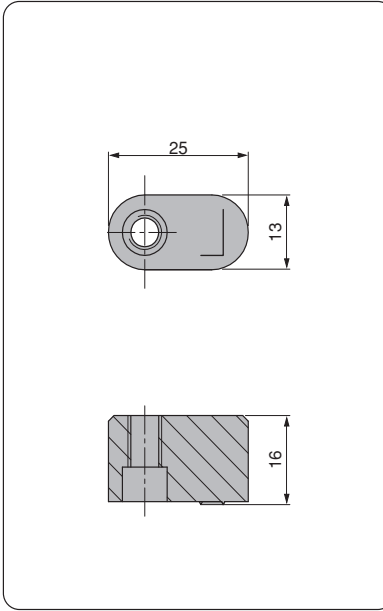
FORD Code

WDX20-70-0501

FORD CODE:WDX20-70



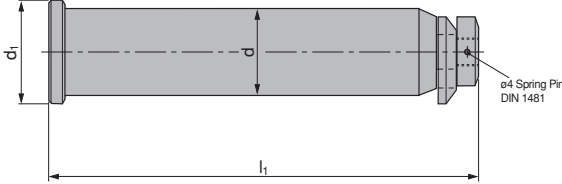
Material :  
X155CrVMo12  
Hardened  
HRC 60 ÷ 62



FORD Code

WDX20-70-0502

FORD CODE:WDX20-70



Material :  
42CrMo4

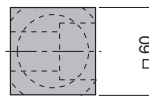
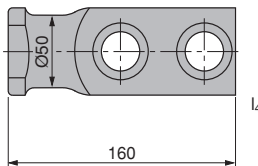
**WARNING !**  
For safety reasons, the weight of the tool has to be supported by just two lifting pins.  
**Respect the max load**

**UYARI !**  
Güvenlik nedeniyle kalıp ağırlığı iki adet taşıma piminin taşıyabileceği maksimum yük miktarını aşmamalıdır.  
**Maksimum yükü göz ardı etmeyiniz**

**ACHTUNG !**  
Aus Sicherheitsgründen achten Sie immer dass zwei Tragbolzen das gesamte Werkzeugs gewicht tragen müssen.  
**Maximale Nutzlast beachten**

**FORD CODE:WDX22-60**

FORD Code	Max. Load (Kg)	Max. Die Weight (Kg)	d	d <sub>1</sub>	l <sub>1</sub>
WDX22-60-0135	1500	3000	35	45	165
WDX22-60-0150	5000	10000	50	63	230
WDX22-60-0163	20000	40000	63	76	320
WDX22-60-0180	30000	60000	80	89	370



Material :  
CK45  
700 ÷ 800 N/mm<sup>2</sup>

**WARNING !**  
For safety reasons, the weight of the tool has to be supported by just two lifting pins.  
**Respect the max load**

**UYARI !**  
Güvenlik nedeniyle kalıp ağırlığı iki adet taşıma piminin taşıyabileceği maksimum yük miktarını aşmamalıdır.  
**Maksimum yükü göz ardı etmeyiniz**

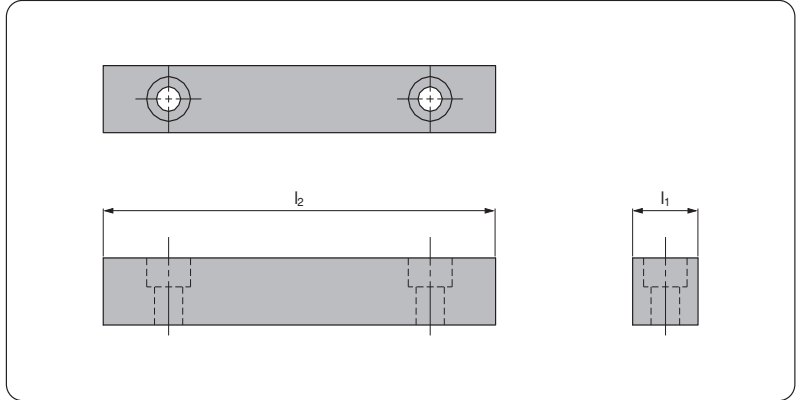
**ACHTUNG !**  
Aus Sicherheitsgründen achten Sie immer dass zwei Tragbolzen das gesamte Werkzeugs gewicht tragen müssen.  
**Maximale Nutzlast beachten**

**FORD CODE:WDX22-70**

FORD Code	Max. Load (Kg)	Max. Die Weight (Kg)
WDX22-70-0501	5000	10000



Material :  
CK45

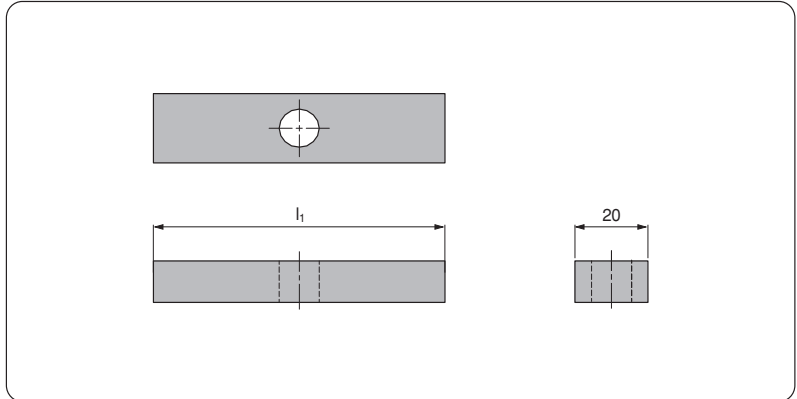


FORD Code	$l_1$	$l_2$
WDX30-60-0125125	25	125
WDX30-60-0125180	25	180
WDX30-60-0130125	30	125
WDX30-60-0130180	30	180

FORD CODE:WDX30-60

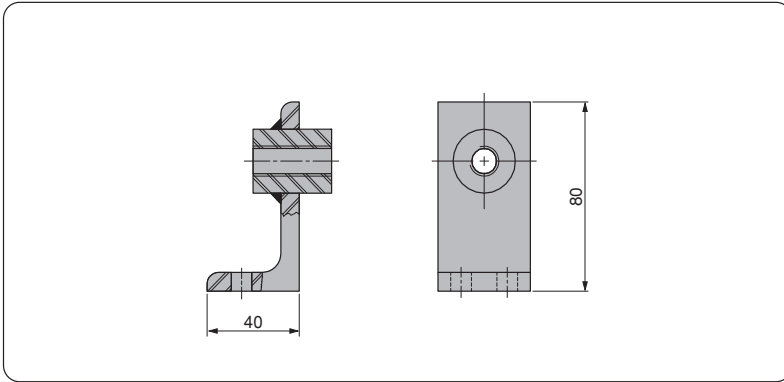


Material :  
CK45



FORD Code	$l_1$
WDX30-60-02080	80
WDX30-60-02125	125

FORD CODE:WDX30-60

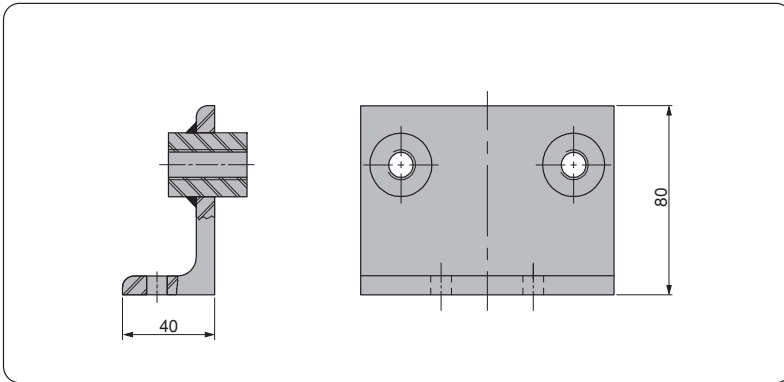


Material :  
Steel

**FORD CODE:WDX35-70**

FORD Code

WDX35-70-1401




Material :  
Steel

**FORD CODE:WDX35-70**

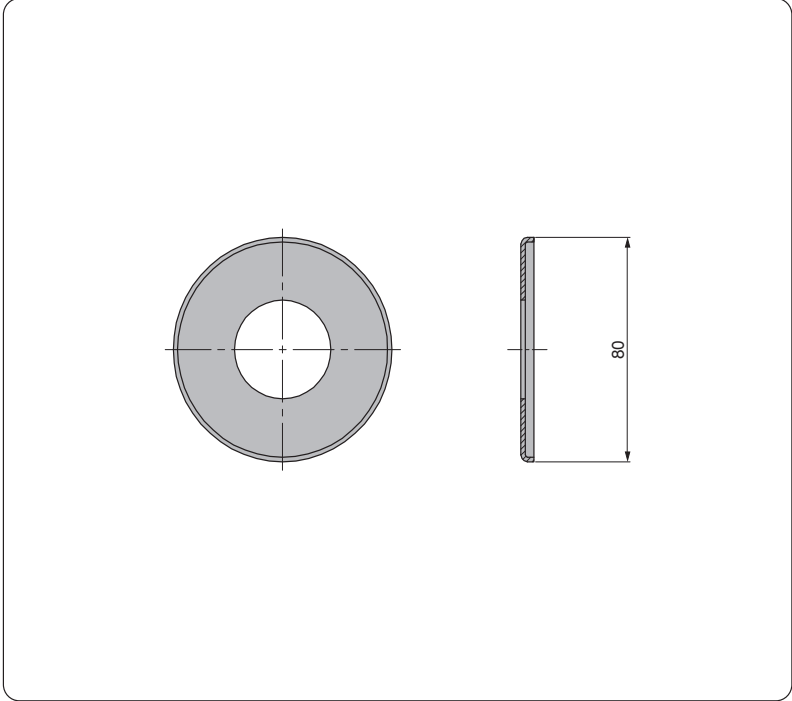
FORD Code

WDX35-70-1502





Material :  
Steel



**FORD CODE:WDX35-70**

FORD Code	Color Designation	Paint Number
WDX35-70-1611	Flame Red	RAL 3000
WDX35-70-1612	Zinc Yellow	RAL 1018
WDX35-70-1621	Azure Blue	RAL 5009
WDX35-70-1622	Pastel Green	RAL 6019
WDX35-70-1631	Jet Black	RAL 9005
WDX35-70-1632	Gray White	RAL 9002
WDX35-70-1641	Clay Brown	RAL 8003
WDX35-70-1651	Patina Green	RAL 6000
WDX35-70-1652	Deep Orange	RAL 2011
WDX35-70-1661	Iron Grey	RAL 7011
WDX35-70-1662	Light Pink	RAL 3015



**MERCEDES-BENZ STANDARDS  
MERCEDES-BENZ STANDARTLARI  
MERCEDES-BENZ NORMALIEN**

1

INDEX  
İNDEKS  
STICHWORTVERZEICHNIS

2

LIFTING ELEMENTS  
TAŞIMA ELEMANLARI  
TRAGELEMENTE

3

GUIDE ELEMENTS  
KILAVUZ ELEMANLARI  
FÜHRUNGSELEMENTE

4

DIE COMPONENTS  
KALIP ELEMANLARI  
NORMALIEN

5

BMW STANDARDS  
BMW STANDARTLARI  
BMW NORMALIEN

6

FCA STANDARDS  
FCA STANDARTLARI  
FCA NORMALIEN

7

FORD STANDARDS  
FORD STANDARTLARI  
FORD NORMALIEN

8

MERCEDES-BENZ STANDARDS  
MERCEDES-BENZ STANDARTLARI  
MERCEDES-BENZ NORMALIEN

9

OPEL STANDARDS  
OPEL STANDARTLARI  
OPEL NORMALIEN

10

PSA STANDARDS  
PSA STANDARTLARI  
PSA NORMALIEN

11

RENAULT STANDARDS  
RENAULT STANDARTLARI  
RENAULT NORMALIEN

12

VW - AUDI STANDARDS  
VW - AUDI STANDARTLARI  
VW - AUDI NORMALIEN

13

SPRINGS  
YAYLAR  
FEDERN




14

OTHER COMPONENTS  
DİĞER MALZEMELER  
ANDERE KOMPONENTE

15

TECHNICAL DATA  
TEKNİK BİLGİ  
TECHNISCHE INFORMATIONEN

**Index**

Contents	Page	Contents	Page
 <p>B8 0110 100 008 806 Washer Rondela Scheibe</p>	8.7	 <p>B8 0441 123 408 802 Guide Bushes with collar, self-lubricating Faturalı Grafitli Kılavuz Burçlar Führungsbuchsen mit Bund</p>	8.10
 <p>B8 0111 131 008 812 Kama Key Passfeder</p>	8.7	 <p>B8 0450 200 009 001 Guide Post Kılavuz Kolonlar Führungssäule</p>	8.11
 <p>B8 0111 131 008 814 Spacer Boşluk Ayar Plakası Abstimmplatte</p>	8.8	 <p>B8 0450 200 009 001 Guide Post Kılavuz Kolonlar Führungssäule</p>	8.12
 <p>B8 0111 431 008 801 Round Retainer For Proximity Sensor Sensör İçin Braketler Halteplatte Rund Für Näherungsschalter</p>	8.8	 <p>B8 0450 200 009 001 Guide Post Kılavuz Kolonlar Führungssäule</p>	8.13
 <p>B8 0161 121 008 802 Toe Clamp Burç Tutucu Haltestück</p>	8.9	 <p>B8 0450 200 009 001 Guide Post Kılavuz Kolonlar Führungssäule</p>	8.14
 <p>B8 0162 410 008 801 Bracket For Lifting Pin Taşıma Milleri İçin Tutucu Bügel für Tragbolzen</p>	8.9	 <p>B8 0460 219 008 801 Wear Plates, steel Çelik Kılavuz Plakalar Gleitplatte Stahl mit Festschmierstoff</p>	8.15
 <p>B8 0301 231 108 801 Bush For Lifting Pin Taşıma Milleri İçin Burçlar Buchse Für Tragbolzen</p>	8.10	 <p>B8 0460 231 009 002 Wear Plates, self-lubricating Grafitli Bronz Kılavuz Plakalar Gleitplatte Bronze mit Festschmierstoff</p>	8.16

**Index**

Contents	Page	Contents	Page
 <p>B8 0460 231 008 801 Wear Plates, self-lubricating Grafitti Bronz Kılavuz Plakar Gleitplatte Bronze mit Festschmierstoff</p>	8.17	 <p>B8 0467 111 000 101 Locating Block Konumlandırma Bloğu Fangbacke</p>	8.20
 <p>B8 0460 231 009 003 Wear Plates, self-lubricating Grafitti Bronz Kılavuz Plakar Gleitplatte Bronze mit Festschmierstoff</p>	8.17	 <p>B8 0541 000 009 001 Gage Mekanik Dayamalar Einweiser</p>	8.21
 <p>B8 0460 850 000 101 Locating Block Stoplama Bloğu Fangbacke</p>	8.18	 <p>B8 0541 000 009 005 Gage Mekanik Dayamalar Einweiser</p>	8.21
 <p>B8 0461 131 000 101 "V" Driver, steel "V" Blok, çelik Prismenführung, Stahl</p>	8.18	 <p>B8 0541 000 009 005 Gage, Hardened Sertleştirilmiş Mekanik Dayamalar Einweiser Gehärtet</p>	8.22
 <p>B8 0461 110 000 101 "V" Driver, self-lubricating Kendinden Yağlı "V" Blok Prismenführung Bronze mit Festschmierstoff</p>	8.19	 <p>B8 0541 000 009 007 Gage For Sensor Kontrol Parçalı Mekanik Dayamalar Einweiser für Teillagekontrolle</p>	8.22
 <p>B8 0467 000 009 001 Cam Dwell Wear Plate, steel Kam Kılavuz Sürtünme Plakası, çelik Überlaufkeile, stahl</p>	8.19	 <p>B8 0550 100 008 801 Spacer Stoplama Bloğu Distanzscheibe</p>	8.23
 <p>B8 0467 000 009 001 Cam Dwell Wear Plate, self-lubricating Kendinden Yağlı Kam Kılavuz Sürtünme Plakası Überlaufkeile, bronze mit Festschmierstoff</p>	8.20	 <p>B8 0561 131 008 801 Distance Plate Ayar Plakası Abstimmzscheibe</p>	8.23

**Index**

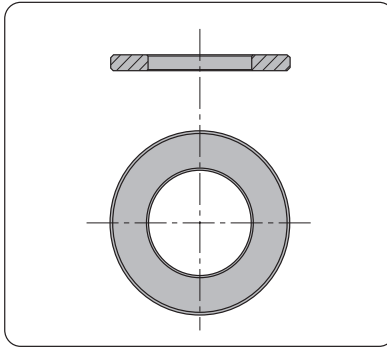
Contents	Page	Contents	Page
 <p>B8 0561 131 008 803 Pressure Plate Baskı Plakası Druckplatte</p>	8.24	 <p>B8 1001 110 008 801 Spacer Civata Abstimmsschraube</p>	8.27
 <p>B8 0561 152 000 801 Cylinder Connection Plate Dağıtıcı Blok Zylinderanschlussplatte</p>	8.24	 <p>B8 1013 110 008 802 Retainer Bolt Tespit Civatası Schulter Passschraube</p>	8.28
 <p>B8 0602 104 008 803 Locating Pin Merkezleme Pimi Zentrierbolzen</p>	8.25	 <p>B8 1087 100 000 001 Post Ring Kolon Segmanları Sprengring</p>	8.28
 <p>B8 0602 321 008 801 Locating Pin Merkezleme Pimi Zentrierbolzen</p>	8.25	 <p>B8 1240 300 009 001 Lifting Brackets VDI 3366 Taşıma Braketleri VDI 3366 Tragzapfen VDI 3366</p>	8.29
 <p>B8 0604 100 001 102 Pin for Elastomer Springs Elastomer Yaylar İçin Sabitleme Pimleri Aufnahmebolzen</p>	8.26	 <p>B8 2002 231 009 001 Lifting Pins VDI 3366 Taşıma Milleri VDI 3366 Tragbolzen Mit Fallringsicherung VDI 3366</p>	8.29
 <p>B8 0604 100 008 802 Locating Cone Konik Merkezleme Üniteleri Zentriereinheit</p>	8.26	 <p>B8 2002 310 008 801 Retainer Bolt Tespit Civatası Haltebolzen</p>	8.30
 <p>B8 0624 108 800 002 Locating Cone Konik Merkezleme Üniteleri Zentriereinheit</p>	8.27	 <p>B8 2002 521 008 801 Pin Pim Bolzen</p>	8.30

Index

Contents	Page	Contents	Page
 <p>B8 2002 621 008 802 Pad Retainer Pin Emniyet Pimi Steckbolzen</p>	8.31		
 <p>B8 2002 731 000 001 Air Pin Havalandırma Pimi Druckbolzen</p>	8.31		
 <p>B8 7007 000 008 808 Coil Guide Roller Makaralı Sürücü Üniteler Führungsrolle</p>	8.32		
 <p>B8 7007 000 008 809 Coil Guide Roller Makaralı Sürücü Üniteler Führungsrolle</p>	8.32		
 <p>B8 7007 000 008 810 Coil Guide Roller Makaralı Sürücü Üniteler Führungsrolle</p>	8.33		
 <p>B8 7466 100 009 001 Cam Roller Makaralı Sürücü Ünite Rollenbock</p>	8.33		

MERCEDES-BENZ Code

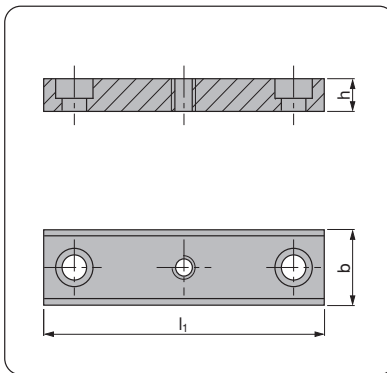
B8 0110 0373388



Material :  
CK45

**MERCEDES-BENZ Code: B8 0110 100 008 806**

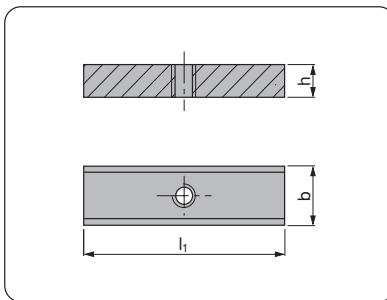
MERCEDES-BENZ Code	b	h	l <sub>1</sub>
B8 0111 0455258	22	14	50
B8 0111 0455442	22	14	90
B8 0111 0455443	22	14	150
B8 0111 0455444	22	14	240
B8 0111 0332858	30	30	100
B8 0111 0370158	30	30	175
B8 0111 0333602	30	30	250
B8 0111 0332733	22	14	50
B8 0111 0332734	22	14	90
B8 0111 0332735	22	14	150
B8 0111 0534548	22	14	240



Material :  
CK45

**MERCEDES-BENZ Code: B8 0111 131 008 812**

MERCEDES-BENZ Code	b	h	l <sub>1</sub>
B8 0111 1081863	30	30	100
B8 0111 1081865	22	14	50
B8 0111 1081867	22	14	90



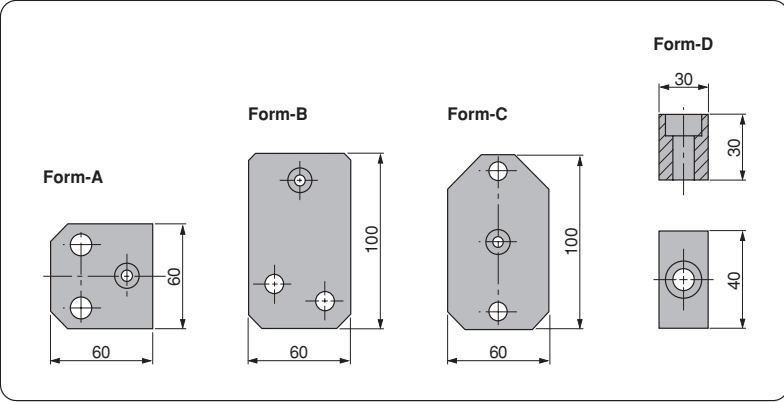
Material :  
CK45

**MERCEDES-BENZ Code: B8 0111 131 008 812**





Material :  
90MnCrV8

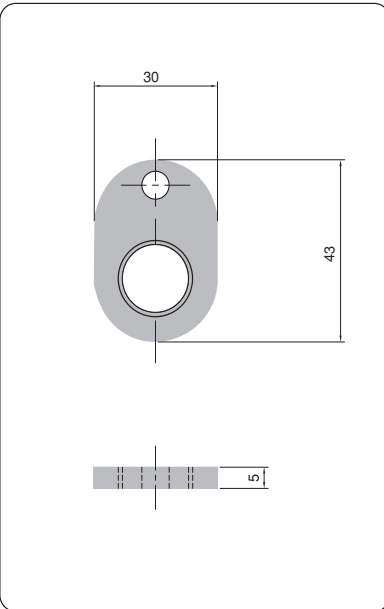


MERCEDES-BENZ Code	Form
B8 0111 0529571	A
B8 0111 0529572	B
B8 0111 0529573	C
B8 0111 0535157	D

**MERCEDES-BENZ Code: B8 0111 131 008 814**



Material :  
Stell



MERCEDES-BENZ Code

B8 0111 0277051

---

---

---

---

---

---

---

---

---

---

---

---

---

---

---

---

---

---

---

---

---

---

---

---

---

---


---

---

---

---

**MERCEDES-BENZ Code: B8 0111 431 008 801**



Material :  
CK45

MERCEDES-BENZ Code	Bushing Size
	Ø

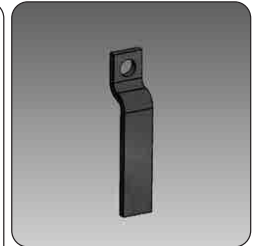
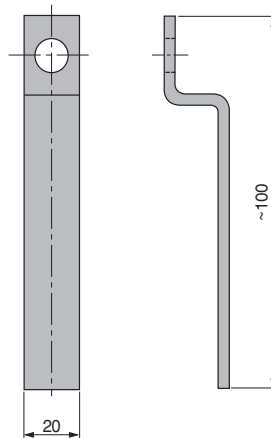
B8 0161 0331940	25 ÷ 50
-----------------	---------

B8 0161 0331941	63 ÷ 160
-----------------	----------

**MERCEDES-BENZ Code: B8 0161 121 008 802**

MERCEDES-BENZ Code

B8 0162 0530492

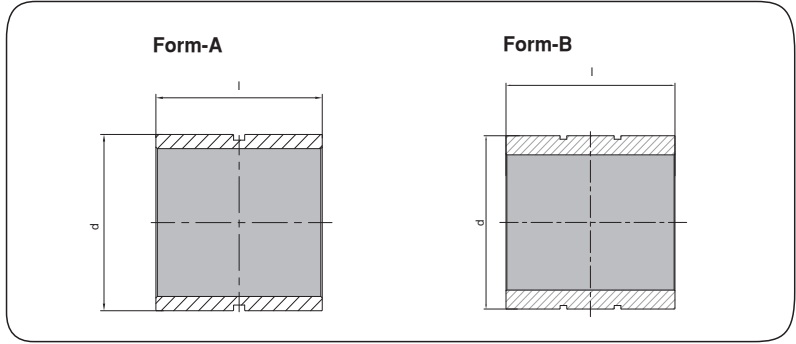


Material :  
Steel

**MERCEDES-BENZ Code: B8 0162 410 008 801**



Material :  
CK45



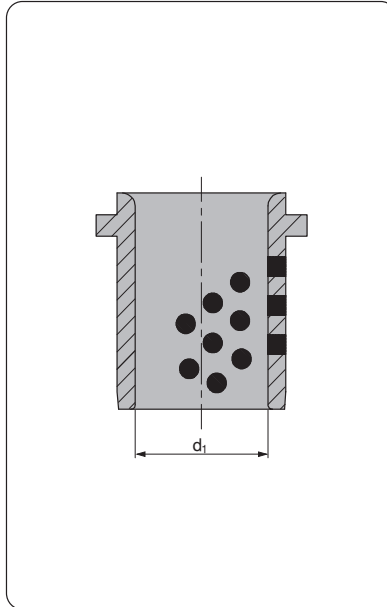
**MERCEDES-BENZ Code: B8 0301 231 108 801**

MERCEDES-BENZ Code	l	d
B8 0301 0274828	40	44
B8 0301 0274833	50	52
B8 0301 0274835	60	62
B8 0301 0274836	80	75
B8 0301 0274838	100	100
B8 0301 0274842	100	105



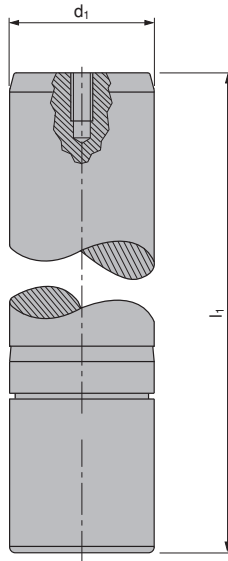
Material :  
Bronze with Non-Liquid Lubricant  
HB 190

Direction of Motion



MERCEDES-BENZ Code	d <sub>1</sub>
B8 0441 0331931	25
B8 0441 0331932	32
B8 0441 0331933	40
B8 0441 0331934	50
B8 0441 0331935	63
B8 0441 0331936	80
B8 0441 0331937	100
B8 0441 0331938	125

**MERCEDES-BENZ Code: B8 0441 123 408 802**



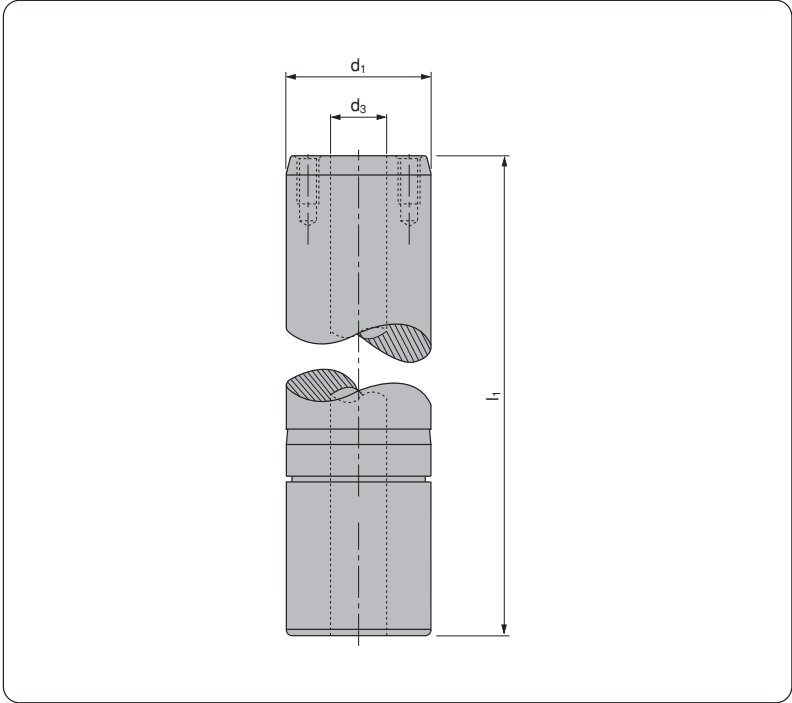
Material :  
16MnCr5  
Hardened  
HRC 60 ÷ 62

**MERCEDES-BENZ Code: B8 0450 200 009 001**

MERCEDES-BENZ Code	$d_1$	$l_1$
B8 0450 0333405	40	160
B8 0450 0333406	40	180
B8 0450 0333407	40	200
B8 0450 0333408	40	224
B8 0450 0333409	40	250
B8 0450 0333410	40	280
B8 0450 0333411	50	160
B8 0450 0333412	50	180
B8 0450 0333413	50	200
B8 0450 0333414	50	224
B8 0450 0333415	50	250
B8 0450 0333416	50	280
B8 0450 0333417	50	315
B8 0450 0333418	50	355
B8 0450 0333419	63	180
B8 0450 0333420	63	200
B8 0450 0333421	63	224
B8 0450 0333422	63	250
B8 0450 0333423	63	280
B8 0450 0333424	63	315
B8 0450 0333425	63	355
B8 0450 0333426	63	400
B8 0450 0333427	80	224
B8 0450 0333428	80	250
B8 0450 0333429	80	280
B8 0450 0333430	80	315
B8 0450 0333431	80	355
B8 0450 0333432	80	400

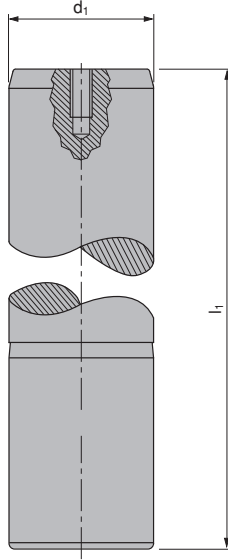


Material :  
16MnCr5  
Hardened  
HRC 60 ÷ 62



**MERCEDES-BENZ Code: B8 0450 200 009 001**

MERCEDES-BENZ Code	d <sub>1</sub>	d <sub>3</sub>	l <sub>1</sub>
B8 0450 0333433	100	50	280
B8 0450 0333434	100	50	315
B8 0450 0333435	100	50	355
B8 0450 0333436	100	50	400
B8 0450 0333437	125	65	355
B8 0450 0333438	125	65	400
B8 0450 0333439	125	65	450
B8 0450 0333456	160	95	400
B8 0450 0333440	160	95	450
B8 0450 0333441	160	95	500
B8 0450 0333442	160	95	560



Material :  
16MnCr5  
Hardened  
HRC 60 ÷ 62

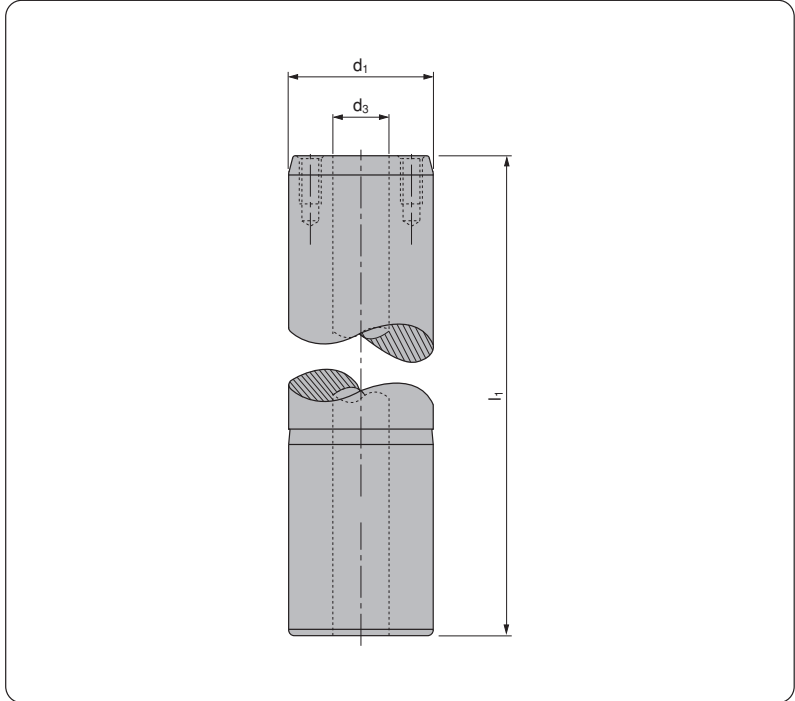
**MERCEDES-BENZ Code: B8 0450 200 009 001**

MERCEDES-BENZ Code	$d_1$	$l_1$
B8 0450 0528716	25	125
B8 0450 0528717	25	140
B8 0450 0528718	25	160
B8 0450 0528719	25	180
B8 0450 0531827	32	140
B8 0450 0332519	32	160
B8 0450 0332520	32	180
B8 0450 0332521	32	200
B8 0450 0531828	40	140
B8 0450 0332522	40	160
B8 0450 0332523	40	180
B8 0450 0332524	40	200
B8 0450 0332525	40	224
B8 0450 0332526	40	250
B8 0450 0333401	40	280
B8 0450 0332527	50	160
B8 0450 0332528	50	180
B8 0450 0332529	50	200
B8 0450 0332530	50	224
B8 0450 0332531	50	250
B8 0450 0332532	50	280
B8 0450 0332533	50	315
B8 0450 0332639	50	355

MERCEDES-BENZ Code	$d_1$	$l_1$
B8 0450 0332534	63	180
B8 0450 0332535	63	200
B8 0450 0332536	63	224
B8 0450 0332537	63	250
B8 0450 0332538	63	280
B8 0450 0332539	63	315
B8 0450 0332540	63	355
B8 0450 0332541	63	400
B8 0450 0332542	80	224
B8 0450 0332543	80	250
B8 0450 0332544	80	280
B8 0450 0332545	80	315
B8 0450 0332546	80	355
B8 0450 0332547	80	400



Material :  
16MnCr5  
Hardened  
HRC 60 ÷ 62

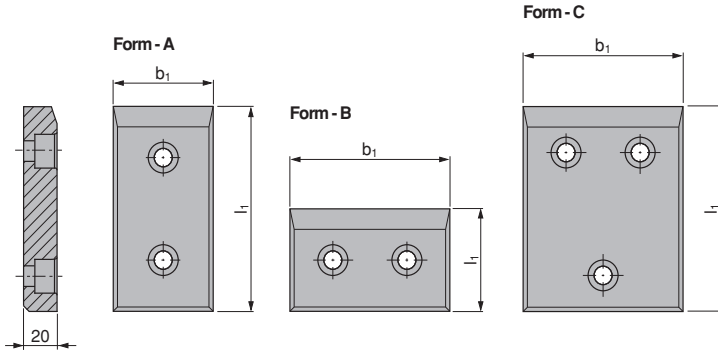


**MERCEDES-BENZ Code: B8 0450 200 009 001**

MERCEDES-BENZ Code	d <sub>1</sub>	d <sub>3</sub>	l <sub>1</sub>
B8 0450 0332548	100	50	280
B8 0450 0332549	100	50	315
B8 0450 0332550	100	50	355
B8 0450 0332551	100	50	400
B8 0450 0332552	125	65	355
B8 0450 0332553	125	65	400
B8 0450 0332554	125	65	450
B8 0450 0584357	160	95	400
B8 0450 0332555	160	95	450
B8 0450 0332556	160	95	500
B8 0450 0332557	160	95	560



Material :  
16MnCr5  
Hardened  
HRC 60 ÷ 64




**MERCEDES-BENZ Code: B8 0460 219 008 001**

MERCEDES-BENZ Code	Form	b <sub>1</sub>	l <sub>1</sub>
B8 0460 0332860	A	60	80
B8 0460 0332861	A	60	100
B8 0460 0332862	A	60	125
B8 0460 0332863	A	60	160
B8 0460 0332864	A	60	200
B8 0460 0332865	B	90	50
B8 0460 0332866	A	90	80
B8 0460 0332867	A	90	100
B8 0460 0332868	A	90	125
B8 0460 0332869	A	90	160
B8 0460 0332870	A	90	200
B8 0460 0332871	B	110	50
B8 0460 0332872	B	110	80
B8 0460 0332873	A	110	100
B8 0460 0332874	A	110	125
B8 0460 0332875	A	110	160
B8 0460 0332876	A	110	200

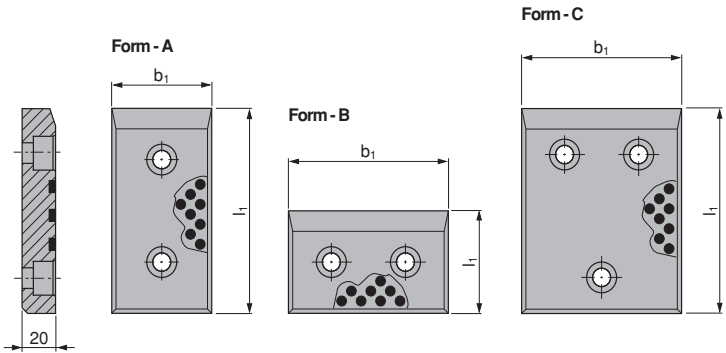
MERCEDES-BENZ Code	Form	b <sub>1</sub>	l <sub>1</sub>
B8 0460 0332877	B	135	50
B8 0460 0332878	B	135	80
B8 0460 0332879	C	135	100
B8 0460 0332880	C	135	125
B8 0460 0332881	C	135	160
B8 0460 0332882	C	135	200
B8 0460 0332883	B	170	50
B8 0460 0332884	B	170	80
B8 0460 0332885	C	170	100
B8 0460 0332886	C	170	125
B8 0460 0332887	C	170	160
B8 0460 0332888	C	170	200





Material :  
Bronze with Non-Liquid Lubricant  
HB ≥ 190

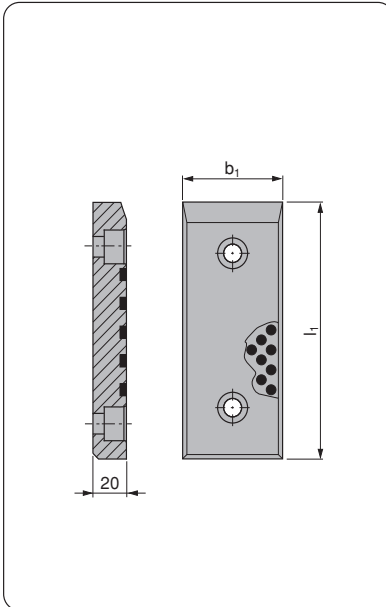
Direction of Motion



**MERCEDES-BENZ Code: B8 0450 231 009 002**

MERCEDES-BENZ Code	Form	b <sub>1</sub>	l <sub>1</sub>
B8 0460 0332587	A	50	80
B8 0460 0332588	A	50	100
B8 0460 0332589	A	50	125
B8 0460 0332590	A	50	160
B8 0460 0332591	A	50	200
B8 0460 0332592	B	80	50
B8 0460 0332593	A	80	80
B8 0460 0332594	A	80	100
B8 0460 0332595	A	80	125
B8 0460 0332596	A	80	160
B8 0460 0332597	A	80	200
B8 0460 0332598	B	100	50
B8 0460 0332599	B	100	80
B8 0460 0332600	A	100	100
B8 0460 0332601	A	100	125
B8 0460 0332602	A	100	160
B8 0460 0332603	A	100	200
B8 0460 0332604	B	125	50
B8 0460 0332605	B	125	80
B8 0460 0332606	C	125	100
B8 0460 0332607	C	125	125
B8 0460 0332608	C	125	160
B8 0460 0332609	C	125	200
B8 0460 0332610	B	160	50
B8 0460 0332611	B	160	80
B8 0460 0332612	C	160	100
B8 0460 0332613	C	160	125
B8 0460 0332614	C	160	160
B8 0460 0332615	C	160	200

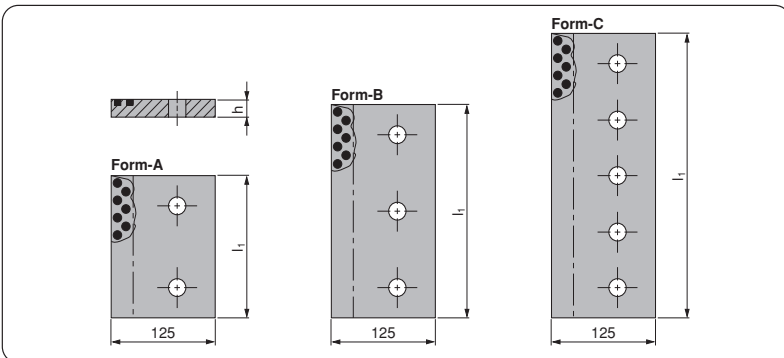
MERCEDES-BENZ Code	b <sub>1</sub>	l <sub>1</sub>
B8 0460 0333603	30	80
B8 0460 0333604	30	100
B8 0460 0333605	30	125
B8 0460 0333606	30	160
B8 0460 0333607	30	200
B8 0460 0333608	40	80
B8 0460 0333609	40	100
B8 0460 0333610	40	125
B8 0460 0333611	40	160
B8 0460 0333612	40	200
B8 0460 0333613	60	80
B8 0460 0333614	60	100
B8 0460 0333615	60	125
B8 0460 0333616	60	160
B8 0460 0333617	60	200



Material :  
Bronze with Non-Liquid Lubricant  
HB ≥ 190

Direction of Motion

**MERCEDES-BENZ Code: B8 0460 231 008 801**

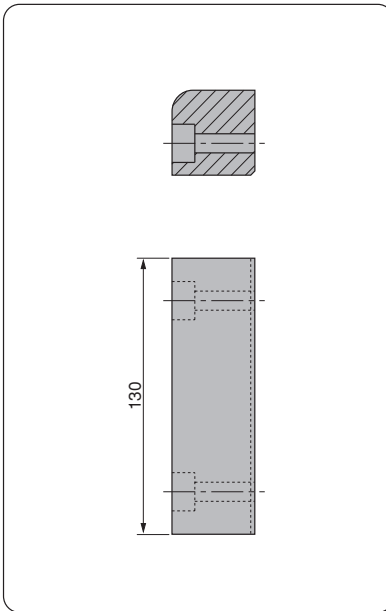
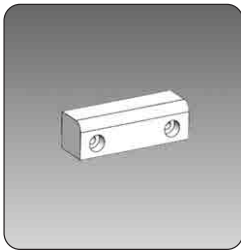


Material :  
Bronze with Non-Liquid Lubricant  
HB ≥ 190

Direction of Motion

**MERCEDES-BENZ Code: B8 0460 231 009 003**

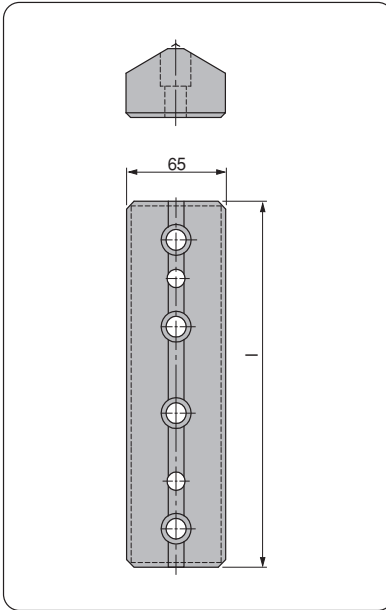

MERCEDES-BENZ Code	Form	h	l <sub>1</sub>
B8 0460 0528243	A	25	160
B8 0460 0528244	A	25	200
B8 0460 0528245	B	25	250
B8 0460 0528246	C	25	400
B8 0460 0528247	A	30	160
B8 0460 0528248	B	30	200
B8 0460 0528249	B	30	250
B8 0460 0528250	C	30	400



Material :  
 Polyamide PA6

MERCEDES-BENZ Code	
B8 0460 0331968	

**MERCEDES-BENZ Code: B8 0460 850 000 101**


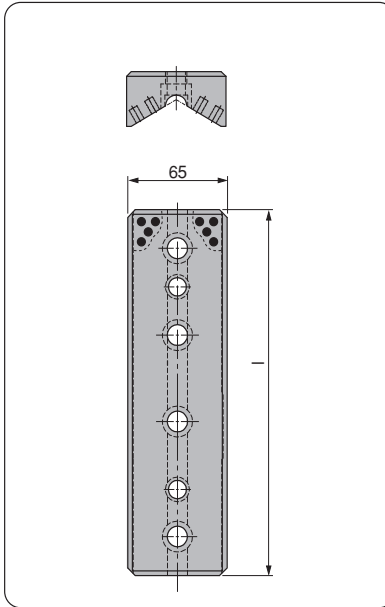


Material :  
 CK45  
 Hardened  
 HRC 58 ÷ 60

MERCEDES-BENZ Code		I
B8 0461 0330553		150
B8 0461 0330554		200
B8 0461 0330555		250
B8 0461 0330556		300

**MERCEDES-BENZ Code: B8 0461 110 000 101**

MERCEDES-BENZ Code	l
B8 0461 0330549	150
B8 0461 0330550	200
B8 0461 0330551	250
B8 0461 0330552	300

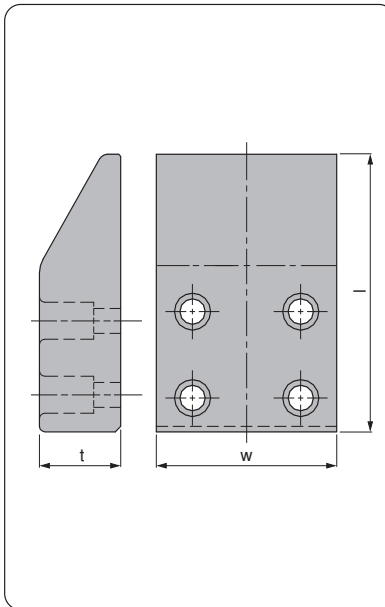


Material  
Bronze with Non-Liquid Lubricant  
HB ≥ 190



**MERCEDES-BENZ Code:** B8 0461 131 000 101

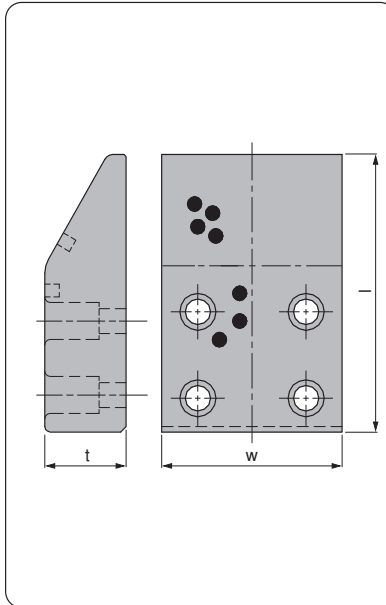

MERCEDES-BENZ Code	b	l	t
B8 0467 0528447	100	150	45
B8 0467 0528448	100	170	60
B8 0467 0528449	125	150	45
B8 0467 0528450	125	170	60
B8 0467 0528451	150	150	45
B8 0467 0528452	150	170	60



Material :  
X155CrVMo12  
Hardened  
HRC 58 ± 62

**MERCEDES-BENZ Code:** B8 0467 000 009 001

Cam Dwell Wear Plate, self-lubricating  
Kendinden Yağlı Kam Kılavuz Sürtünme Plakası  
Überlaufkeile, bronze mit Festschmierstoff

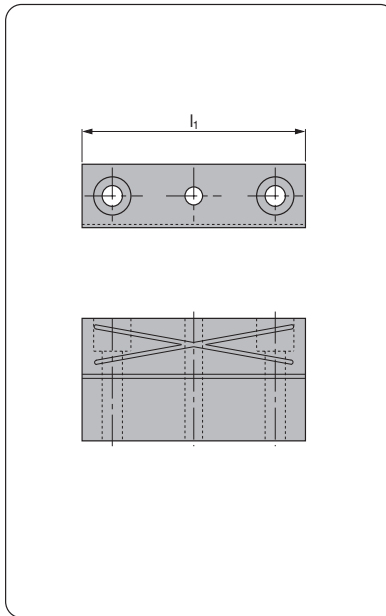



MERCEDES-BENZ Code	b	l	t
B8 0467 0528752	100	150	45
B8 0467 0528753	100	170	60
B8 0467 0528754	125	150	45
B8 0467 0528755	125	170	60
B8 0467 0528756	150	150	45
B8 0467 0528757	150	170	60

Material :  
Bronze with non-liquid lubricant  
HB ≥ 190

**MERCEDES-BENZ Code: B8 0467 000 009 001**

Locating Block  
Konumlandırma Bloğu  
Fangbacke

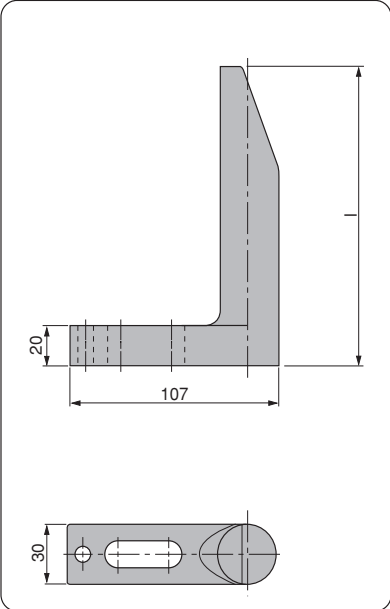


MERCEDES-BENZ Code	l <sub>1</sub>
B8 0467 0091638	100
B8 0467 0091639	160

Material :  
16MnCr5  
Hardened  
HRC 60 ÷ 62

**MERCEDES-BENZ Code: B8 0467 111 000 101**

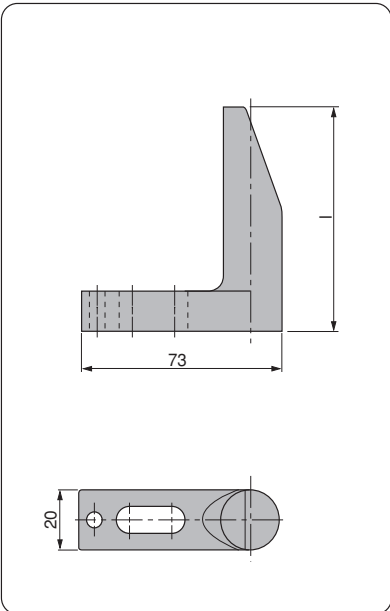
MERCEDES-BENZ Code	I
B8 0541 0332634	65
B8 0541 0332635	90
B8 0541 0332636	120
B8 0541 0332637	150
B8 0541 0332638	180
B8 0541 0332641	250



Material :  
CK45  
Forged

**MERCEDES-BENZ Code: B8 0541 000 009 001**

MERCEDES-BENZ Code	I
B8 0541 0093836	65
B8 0541 0093838	90

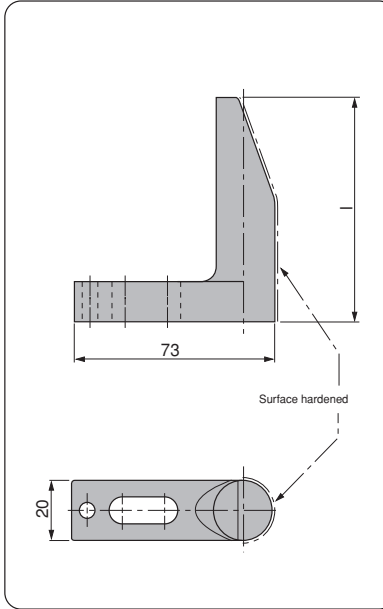


Material :  
CK45

**MERCEDES-BENZ Code: B8 0541 000 009 005**



Material :  
CK45  
Forging  
Hardened  
HRC 58 ÷ 60

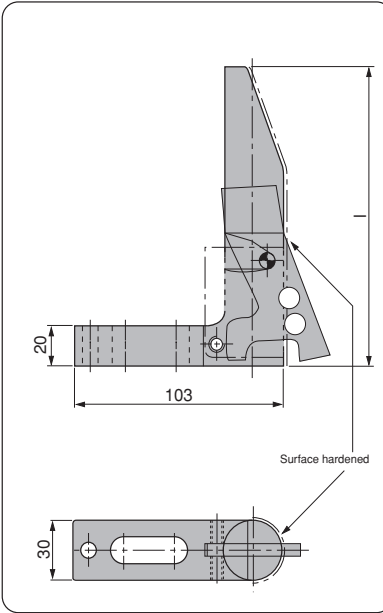


MERCEDES-BENZ Code	I
B8 0541 0093839	65
B8 0541 0093840	90

**MERCEDES-BENZ Code: B8 0541 000 009 005**



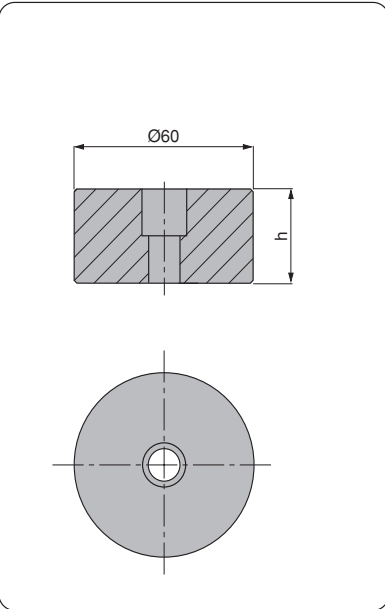
Material :  
CK45  
Forging  
Plate :  
Steel  
Hardened  
HRC 58 ÷ 60



MERCEDES-BENZ Code	I
B8 0541 1049305	120
B8 0541 1049306	150
B8 0541 1049307	180
B8 0541 1049308	250

**MERCEDES-BENZ Code: B8 0541 000 009 007**


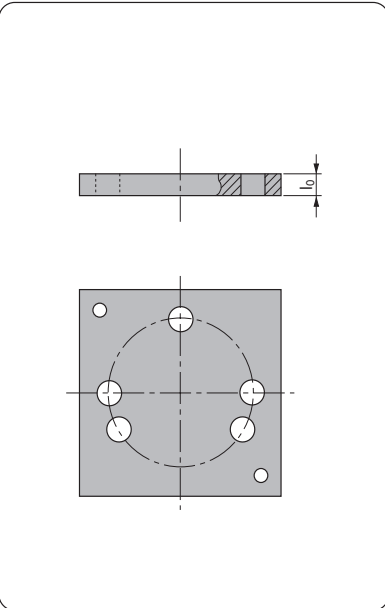
MERCEDES-BENZ Code	h
B8 0550 0333522	20
B8 0550 0333523	30
B8 0550 0528689	40



Material :  
CK45

MERCEDES-BENZ Code: B8 0550 100 008 801

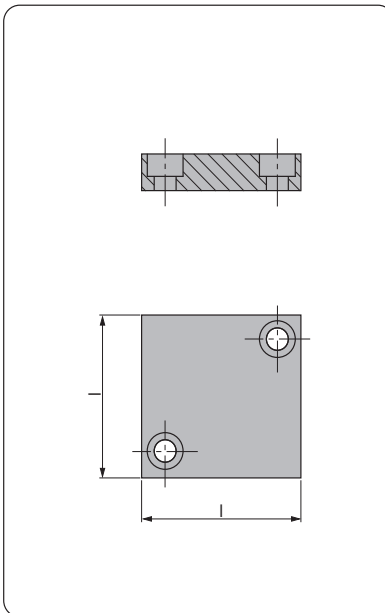
MERCEDES-BENZ Code	l <sub>0</sub>
B8 0561 0331204	10
B8 0561 0565393	11
B8 0561 0565396	12



Material :  
Steel

MERCEDES-BENZ Code: B8 0561 131 008 801

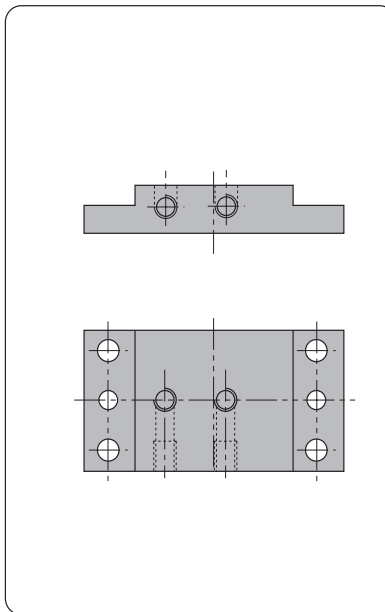




Material :  
90MnCrV8  
Hardened  
HRC 60 ÷ 62

MERCEDES-BENZ Code	I
B8 0561 0347055	90
B8 0561 0544586	60
B8 0561 0343592	100

MERCEDES-BENZ Code: B8 0561 131 008 803



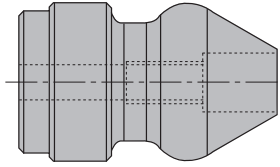
Material :  
CK45  
  
Connectors not included.

MERCEDES-BENZ Code
B8 0561 0544587

MERCEDES-BENZ Code: B8 0561 152 000 001

MERCEDES-BENZ Code

B8 0602 0533447

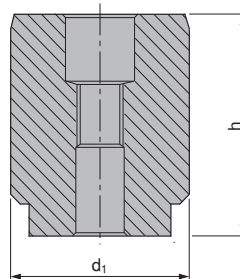


Material :  
16MnCr5  
Hardened  
HRC 60 ÷ 62

**MERCEDES-BENZ Code:** B8 0602 104 008 803

MERCEDES-BENZ Code      $d_1$      h

B8 0602 1061335	22	70
B8 0602 0333314	22	50
B8 0602 0333315	25	50
B8 0602 0333316	32	50
B8 0602 1061342	40	70
B8 0602 0333317	40	50
B8 0602 0333318	50	50

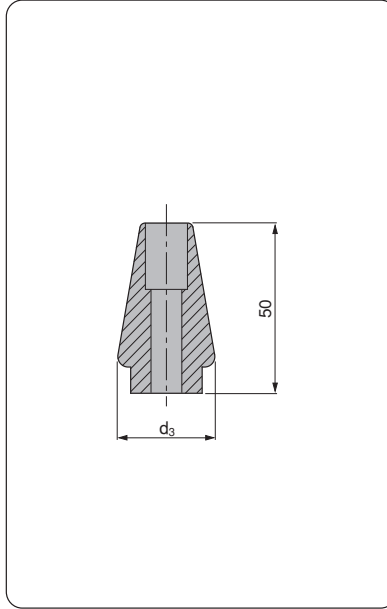


Material :  
16MnCr5  
Hardened  
HRC 60 ÷ 62

**MERCEDES-BENZ Code:** B8 0602 321 008 801



Material :  
CK45

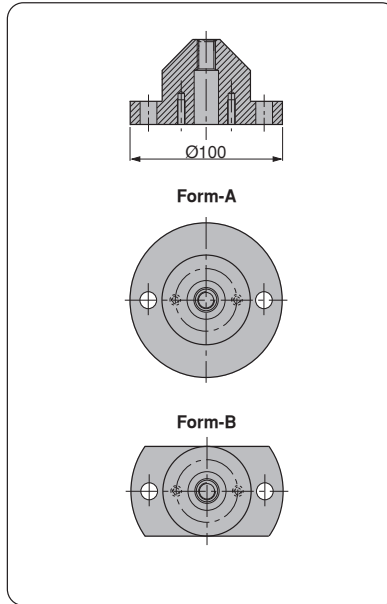


MERCEDES-BENZ Code	d <sub>3</sub>
B8 0604 0333552	28
B8 0604 0333553	32
B8 0604 0333554	38

MERCEDES-BENZ Code: 0604 100 001 102



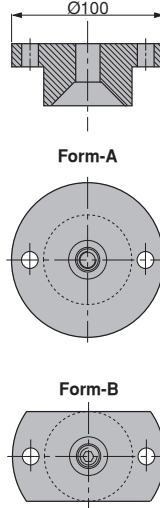
Material :  
16MnCr5  
Hardened  
HRC 60 ÷ 64



MERCEDES-BENZ Code	Form
B8 0604 0372845	A
B8 0604 0345936	B

MERCEDES-BENZ Code: B8 0604 100 008 802


MERCEDES-BENZ Code	Form
B8 0624 0372844	A
B8 0624 0345931	B



Material :  
16MnCr5  
Hardened  
HRC 60 ÷ 64

**MERCEDES-BENZ Code:** B8 0624 108 800 002

MERCEDES-BENZ Code
B8 1001 0333539



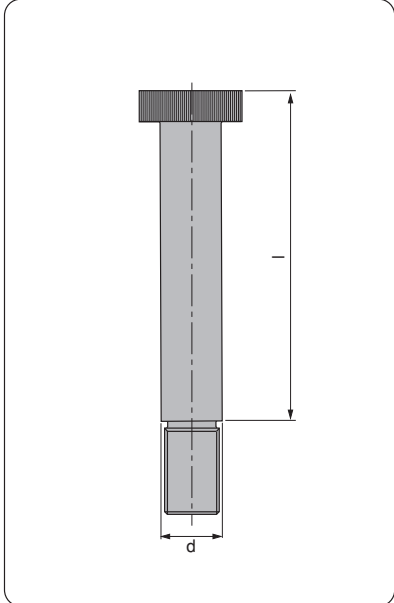
Material :  
DIN 912 8.8

**MERCEDES-BENZ Code:** B8 1001 110 008 801




Material :  
DIN 898 - 12.9

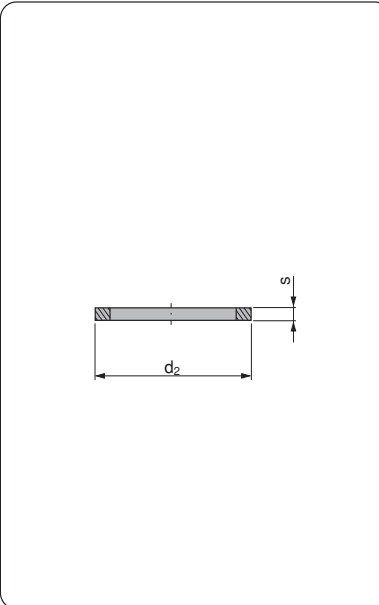
MERCEDES-BENZ Code	d	l
B8 1013 0528837	16	70
B8 1013 0528838	16	80
B8 1013 0528839	16	90
B8 1013 0528840	16	100
B8 1013 0528841	16	120
B8 1013 0528842	16	60
B8 1013 0528843	16	50
B8 1013 0528844	20	50
B8 1013 0528845	20	60
B8 1013 0528846	20	70
B8 1013 0528847	20	80
B8 1013 0528848	20	90
B8 1013 0528849	20	100
B8 1013 0528850	20	120
B8 1013 0571679	16	30
B8 1013 0789539	16	25
B8 1013 0789540	16	35
B8 1013 0789542	16	40
B8 1013 0789543	16	45
B8 1013 1018326	8	16
B8 1013 1043713	8	50
B8 1013 1060773	12	30



MERCEDES-BENZ Code: B8 1013 110 008 802

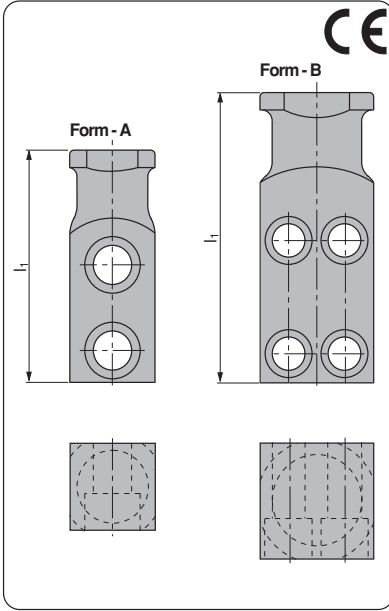


Material :  
EN 10270



MERCEDES-BENZ Code	d <sub>2</sub>	s
B8 1087 0333184	43	1,5
B8 1087 0333185	53	1,5
B8 1087 0333186	66	1,5
B8 1087 0333187	83,2	2,0
B8 1087 0333188	103,8	2,5
B8 1087 0333189	128.8	2,5
B8 1087 0333190	164.3	2,5

MERCEDES-BENZ Code: B8 1087 100 000 001



MERCEDES-BENZ Code	Max. Load (Kg)	Max. Die Weight (Kg)
B8 1240 0333078	320	640
B8 1240 0333079	630	1260
B8 1240 0333080	1250	2500
B8 1240 0333081	2000	4000
B8 1240 0333082	3200	6400
B8 1240 0333083	5000	10000
B8 1240 0333084	8000	16000
B8 1240 0333085	12500	25000
B8 1240 0333086	20000	40000



MERCEDES-BENZ Code	Form	l1
B8 1240 0333078	A	80
B8 1240 0333079	A	90
B8 1240 0333080	A	100
B8 1240 0333081	A	120
B8 1240 0333082	A	140
B8 1240 0333083	A	160
B8 1240 0333084	B	200
B8 1240 0333085	B	250
B8 1240 0333086	B	300

Material :  
CK45  
700 ÷ 800 N/mm<sup>2</sup>

**WARNING !**

For safety reasons, the weight of the tool has to be supported by just two lifting pins.  
**Respect the max load**

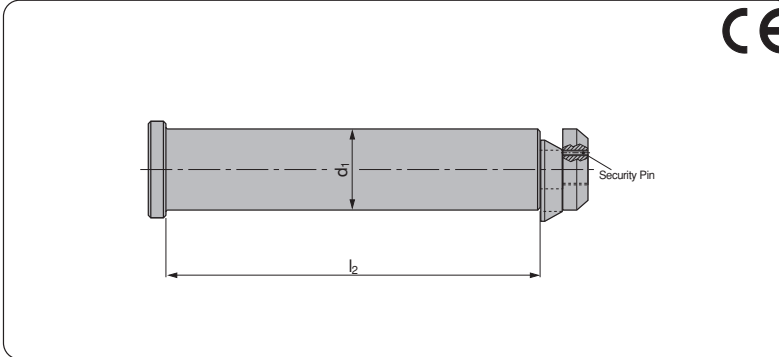
**UYARI !**

Güvenlik nedeniyle kalıp ağırlığı iki adet taşıma piminin taşıyabileceği maksimum yük miktarını aşmamalıdır.  
**Maksimum yükü göz ardı etmeyiniz**

**ACHTUNG !**

Aus Sicherheitsgründen achten Sie immer dass zwei Tragbolzen das gesamte Werkzeugs gewicht tragen müssen.  
**Maximale Nutzlast beachten**

**MERCEDES-BENZ Code: B8 1240 300 009 001**



Material :  
d<sub>1</sub> ≤ 63 1.0503 CK45  
d<sub>1</sub> = 76 1.7225 42CrMo4

**WARNING !**

For safety reasons, the weight of the tool has to be supported by just two lifting pins.  
**Respect the max load**

**UYARI !**

Güvenlik nedeniyle kalıp ağırlığı iki adet taşıma piminin taşıyabileceği maksimum yük miktarını aşmamalıdır.  
**Maksimum yükü göz ardı etmeyiniz**

**ACHTUNG !**

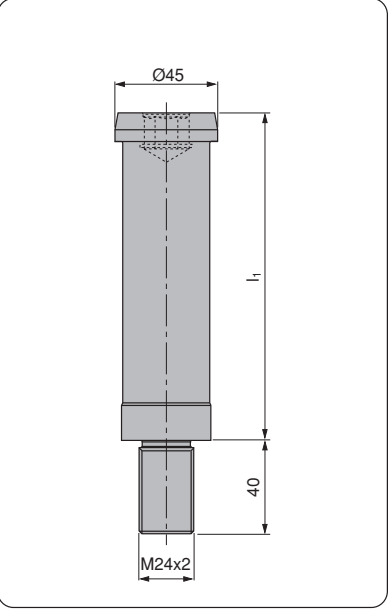
Aus Sicherheitsgründen achten Sie immer dass zwei Tragbolzen das gesamte Werkzeugs gewicht tragen müssen.  
**Maximale Nutzlast beachten**

**MERCEDES-BENZ Code: B8 2002 231 009 001**

MERCEDES-BENZ Code	Max. Load (Kg)	Max. Die Weight (Kg)	d <sub>1</sub>	l <sub>2</sub>
B8 2002 0370693	3200	6400	32	145
B8 2002 0370694	5000	10000	40	188
B8 2002 0537341	8000	16000	50	230
B8 2002 0537342	12500	25000	63	295
B8 2002 0537343	31500	63000	76	360

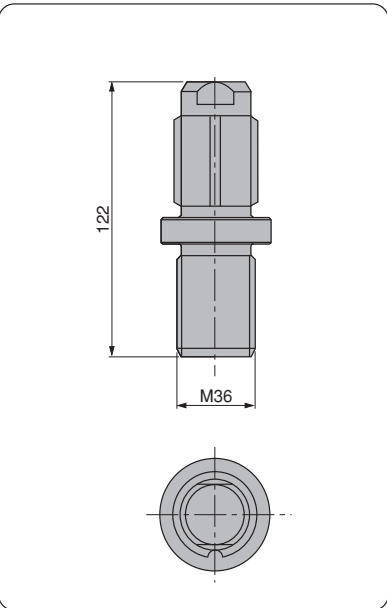


MERCEDES-BENZ Code	$l_1$
B8 2002 0373389	48
B8 2002 0373390	68
B8 2002 0373391	88
B8 2002 0373392	108
B8 2002 0373393	128
B8 2002 0373405	148
B8 2002 0373406	168
B8 2002 0373407	188
B8 2002 0373409	208
B8 2002 0373410	228
B8 2002 0373412	248
B8 2002 0373413	268
B8 2002 0373414	288



Material :  
42CrMo4  
1000 ± 1200 N/mm<sup>2</sup>

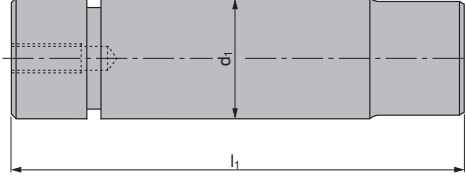
**MERCEDES-BENZ Code: B8 2002 310 008 801**



MERCEDES-BENZ Code
B8 2002 0332361

Material :  
42CrMo4  
1000 ± 1200 N/mm<sup>2</sup>

**MERCEDES-BENZ Code: B8 2002 521 008 801**



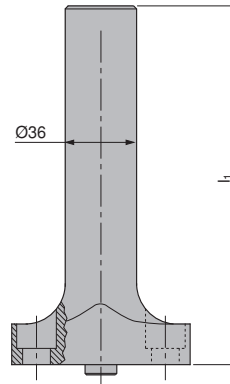
Material :  
CK45  
800 ÷ 1000 N/mm<sup>2</sup>

Respect the max. load.  
Maksimum kuvveti aşmayınız.  
Maximale Nutzlast beachten.

**MERCEDES-BENZ Code:** B8 2002 621 008 802

MERCEDES-BENZ Code	Max. Load (Kg)	d <sub>1</sub>	l <sub>1</sub>
B8 2002 0333400	2000	32	122
B8 2002 0332932	3200	40	139
B8 2002 0332933	5000	50	167

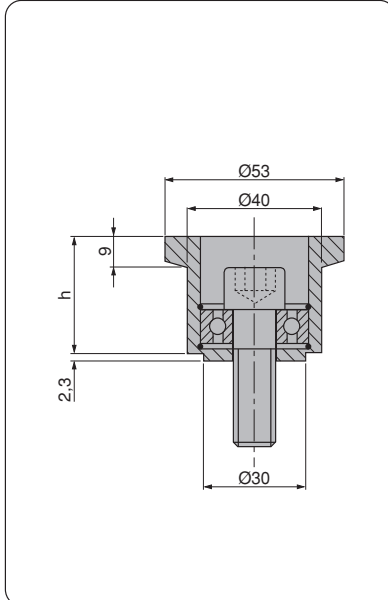
MERCEDES-BENZ Code	l <sub>1</sub>
B8 2002 0372405	150
B8 2002 0372406	175
B8 2002 0372407	200
B8 2002 0372408	225
B8 2002 0372409	250



Material :  
42CrMo4  
1000 ÷ 1200 N/mm<sup>2</sup>  
Forged

**MERCEDES-BENZ Code:** B8 2002 731 000 001

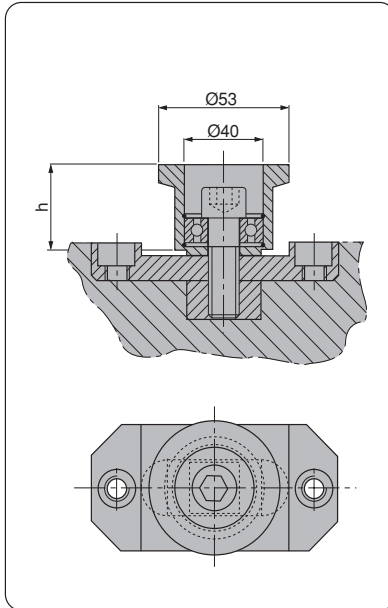




Material :  
Steel

MERCEDES-BENZ Code	h
B8 7007 0332934	17
B8 7007 0332935	34
B8 7007 0530090	80

**MERCEDES-BENZ Code:** B8 7007 000 008 808

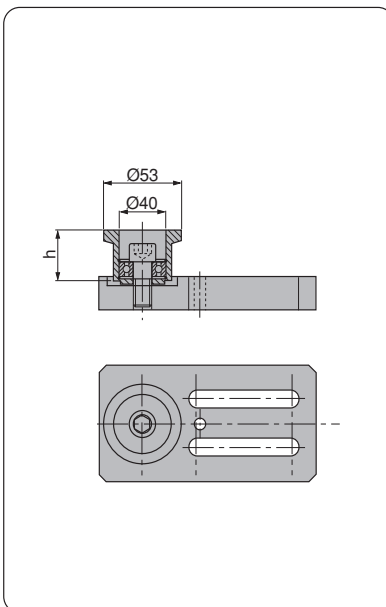


Material :  
Steel

MERCEDES-BENZ Code	h
B8 7007 0332631	17
B8 7007 0332632	34
B8 7007 0557701	80

**MERCEDES-BENZ Code:** B8 7007 000 008 809

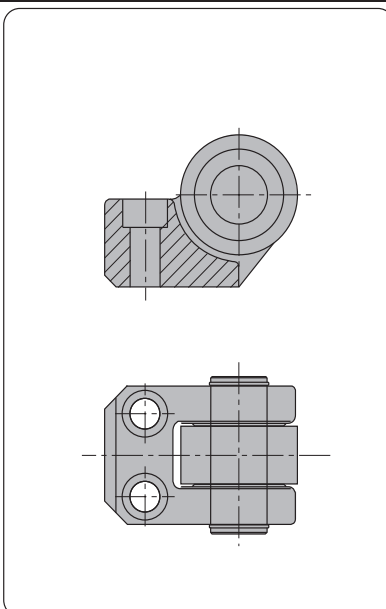
MERCEDES-BENZ Code	h
B8 7007 0530088	34
B8 7007 0530089	80



Material :  
Steel

**MERCEDES-BENZ Code: B8 7007 000 008 810**

MERCEDES-BENZ Code
B8 7466 033319



Material :  
Steel

**MERCEDES-BENZ Code: B8 7466 100 009 001**





**OPEL STANDARDS  
OPEL STANDARTLARI  
OPEL NORMALIEN**

1

INDEX  
İNDEKS  
STICHWORTVERZEICHNIS

2

LIFTING ELEMENTS  
TAŞIMA ELEMANLARI  
TRAGELEMENTE

3

GUIDE ELEMENTS  
KILAVUZ ELEMANLARI  
FÜHRUNGSELEMENTE

4

DIE COMPONENTS  
KALIP ELEMANLARI  
NORMALIEN

5

BMW STANDARDS  
BMW STANDARTLARI  
BMW NORMALIEN

6

FCA STANDARDS  
FCA STANDARTLARI  
FCA NORMALIEN

7

FORD STANDARDS  
FORD STANDARTLARI  
FORD NORMALIEN

8

MERCEDES-BENZ STANDARDS  
MERCEDES-BENZ STANDARTLARI  
MERCEDES-BENZ NORMALIEN

9

OPEL STANDARDS  
OPEL STANDARTLARI  
OPEL NORMALIEN

10

PSA STANDARDS  
PSA STANDARTLARI  
PSA NORMALIEN

11

RENAULT STANDARDS  
RENAULT STANDARTLARI  
RENAULT NORMALIEN

12

VW - AUDI STANDARDS  
VW - AUDI STANDARTLARI  
VW - AUDI NORMALIEN

13

SPRINGS  
YAYLAR  
FEDERN

14

OTHER COMPONENTS  
DİĞER MALZEMELER  
ANDERE KOMPONENTE

15

TECHNICAL DATA  
TEKNİK BİLGİ  
TECHNISCHE INFORMATIONEN

## Index

Contents	Page	Contents	Page
 <p>F3301 Guide Post Kılavuz Kolonu Führungssäule</p>	9.10	 <p>F3304 Wear Plates, self-lubricating Grafitli Bronz Kılavuz Plakalar Gleitplatte Bronze mit Festschmierstoff</p>	9.16
 <p>F3301 Guide Post Kılavuz Kolonu Führungssäule</p>	9.11	 <p>F3304 Wear Plates, steel Çelik Kılavuz Plakalar Gleitplatte Stahl mit Festschmierstoff</p>	9.17
 <p>F3301 Guide Post Kılavuz Kolonu Führungssäule</p>	9.12	 <p>F3304 Wear Plates, self-lubricating Grafitli Bronz Kılavuz Plakalar Gleitplatte Bronze mit Festschmierstoff</p>	9.18
 <p>F3302 Guide Bushes with collar, self-lubricating Faturali Grafitli Kılavuz Burçlar Führungsbuchsen mit Bund</p>	9.13	 <p>F3304 Wear Plates, steel Çelik Kılavuz Plakalar Gleitplatte Stahl mit Festschmierstoff</p>	9.19
 <p>F3302 Toe Clamp Burç Tutucu Haltestück</p>	9.13	 <p>F3304 Wear Plates, self-lubricating Grafitli Bronz Kılavuz Plakalar Gleitplatte Bronze mit Festschmierstoff</p>	9.19
 <p>F3303 Matrix Retainer Zimba Tutucu Aufnahmeplatte</p>	9.14	 <p>F3304 "V" Driver , self-lubricating VDI 3357 Kendinden Yağlı "V" Blok VDI 3357 Prismenführung Bronze VDI 3357</p>	9.20
 <p>F3303 Distance Plate Ayar Plakası Druckplatte</p>	9.15	 <p>F3304 "L" Shaped Wear Plates, self-lubricating Grafitli Bronz "L" Kılavuz Plakalar Winkelleisten Bronze mit Festschmierstoff</p>	9.20

**Index**














Contents	Page	Contents	Page
 <p>F3304 Cam Dwell Wear Plate, steel Kam Kılavuz Sürtünme Plakası, çelik Überlaufkeile, stahl</p>	9.21	 <p>F3305 "V" Driver, steel "V" Bloklar, çelik Prismenführung, stahl</p>	9.25
 <p>F3304 Cam Dwell Wear Plate, steel Kam Kılavuz Sürtünme Plakası, çelik Überlaufkeile, stahl</p>	9.21	 <p>F3305 "V" Driver , self-lubricating Kendinden Yağlı "V" Blok Prismenführung Bronze mit Festschmierstoff</p>	9.26
 <p>F3304 Wear Plates, steel with self-lubricating Çelik Kılavuz Plakalar Gleitplatte Stahl mit Festschmierstoff</p>	9.22	 <p>F3305 "V" Driver, steel "V" Bloklar, çelik Prismenführung, stahl</p>	9.26
 <p>F3304 Cam Driver Plate, steel Kam Kılavuz Plakası Zwangsrückholer</p>	9.22	 <p>F3305 "V" Driver , self-lubricating Kendinden Yağlı "V" Blok Prismenführung Bronze mit Festschmierstoff</p>	9.27
 <p>F3304 Cam Driver Plate, self-lubricating Bronz Kam Kılavuz Plakası Zwangsrückholer</p>	9.23	 <p>F3305 "V" Driver, steel "V" Bloklar, çelik Prismenführung, stahl</p>	9.27
 <p>F3304 Wear Plates, self-lubricating VDI 3357 Bronz Grafitli Kılavuz Plakalar VDI 3357 Gleitplatte Bronze mit Festschmierstoff VDI 3357</p>	9.24	 <p>F3305 Wear Plates, steel Çelik Kılavuz Plakalar Gleitplatte, stahl</p>	9.28
 <p>F3305 Wear Plates, steel Çelik Kılavuz Plakalar Gleitplatte Stahl</p>	9.25	 <p>F3315 Pad Retainer Pin Emniyet Pimi Steckbolzen</p>	9.29

**Index**

Contents	Page	Contents	Page
 <p>F3315 Aerial Pin Havalandırma Pimi Luftbolzen</p>	9.29	 <p>F3316 Retaining Plate Tutucu Plaka Halteplatte</p>	9.33
 <p>F3315 Air Pin Havalandırma Pimi Druckbolzen</p>	9.30	 <p>F3316 Shim Punch Retainer Zımba Altlık Plakası Druckplatte</p>	9.33
 <p>F3315 Locating Pin Merkezleme Pimi Zentrierbolzen</p>	9.30	 <p>F3316 Block Baskı Plakaları Distanzkappe</p>	9.34
 <p>F3315 Lifting Pins Taşıma Milleri Tragbolzen Mit Fallringsicherung</p>	9.31	 <p>F3316 Block Baskı Plakaları Distanzkappe</p>	9.35
 <p>F3316 Rondela Washer Scheibe</p>	9.31	 <p>F3318 Washer Rondela Scheibe</p>	9.36
 <p>F3316 Distance Plate Altlık Plakası Abstimmzscheibe</p>	9.32	 <p>F3318 Distance Plate Altlık Plakası Abstimmzscheibe</p>	9.36
 <p>F3316 Shim Plate Boşluk Ayar Plakası Ausgleichbleche</p>	9.32	 <p>F3319 Locating Cone Konik Merkezleme Üniteleri Kegeldistanz</p>	9.37



**Index**

Contents	Page	Contents	Page
 <p>F3319 Spacer Stoplama Bloęu Distanzstück</p>	9.37	 <p>F3326 Disk Disk Einzelteile</p>	9.41
 <p>F3319 Bottoming Blocks Stoplama Bloęu Abstandblock</p>	9.38	 <p>F3326 Washer Rondela Scheibe</p>	9.42
 <p>F3319 Spacer Stoplama Bloęu Distanzstück</p>	9.38	 <p>F3326 Cam Roller Makaralı Sürücü Ünite Rollenbock</p>	9.42
 <p>F3320 Key Kama Passfeder</p>	9.39	 <p>F3326 Front Gage Kontrol Parçalı Mekanik Dayamalar Einweiser für Teillagekontrolle Gehartet</p>	9.43
 <p>F3326 Gage Mekanik Dayama Einweiser</p>	9.39	 <p>F3326 Slide Stop Block Kızak Stoplama Bloęu Schieberanschlag</p>	9.43
 <p>F3326 Acceleration Cam Kam Hızlandırıcı Schiebervorbeschleunigung</p>	9.40	 <p>F3328 Coiler for Electrical Wires Kablo Toplama Aparatı Kabelaufwickler</p>	9.44
 <p>F3326 Guide Kılavuz Profil Aufnahmeschiene</p>	9.41	 <p>F3329 Stamp Rack Pillar Zimba Destek Mili Markierstempelkonsole</p>	9.44

**Index**

Contents	Page	Contents	Page
 <p>F3329 Counter Pressure Plate Zimba Destek Plakası Gegendruckplatte</p>	9.45	 <p>F3391 Air Coupling Bracket Hava Bağlantı Braketi Luftanschlussbock</p>	9.48
 <p>F3329 Stamp Zimba Buchstabenstempel</p>	9.45	 <p>F3391 Air Coupling Bracket Hava Bağlantı Braketi Luftanschlussbock</p>	9.49
 <p>F3329 Stamp Zimba Buchstabenstempel</p>	9.46	 <p>F3391 Retainer for Stamps Zimba Tutucu Halteplatte</p>	9.49
 <p>F3329 Visual Locator Punch Konum İz Zimbası Endkontrollstempel</p>	9.46	 <p>F3391 Retainer for Stamps Zimba Tutucu Halteplatte</p>	9.50
 <p>F3331 Gas Spring Foot Mounting Gazlı Yay Montajı İçin Flanşlar Klemmstück</p>	9.47	 <p>F3391 Bush For Lifting Pins Taşıma Milleri İçin Burçlar Stahlbuchsen Für Trasportwagen</p>	9.50
 <p>F3331 Urethane Spring Retainer Elastomer Yay Tutucu Elastomerhalterung</p>	9.47	 <p>J0691 Air Coupling Bracket Hava Bağlantı Braketi Luftanschlussbock</p>	9.51
 <p>F3331 Gas Spring Foot Mounting Gazlı Yay Montajı İçin Flanşlar Klemmstück</p>	9.48	 <p>M1604 Shock Absorber Amortisör Vulkolonlar Halteelement</p>	9.51

## Index

Contents	Page	Contents	Page
 M3660 Washer Rondela Scheibe	9.52		

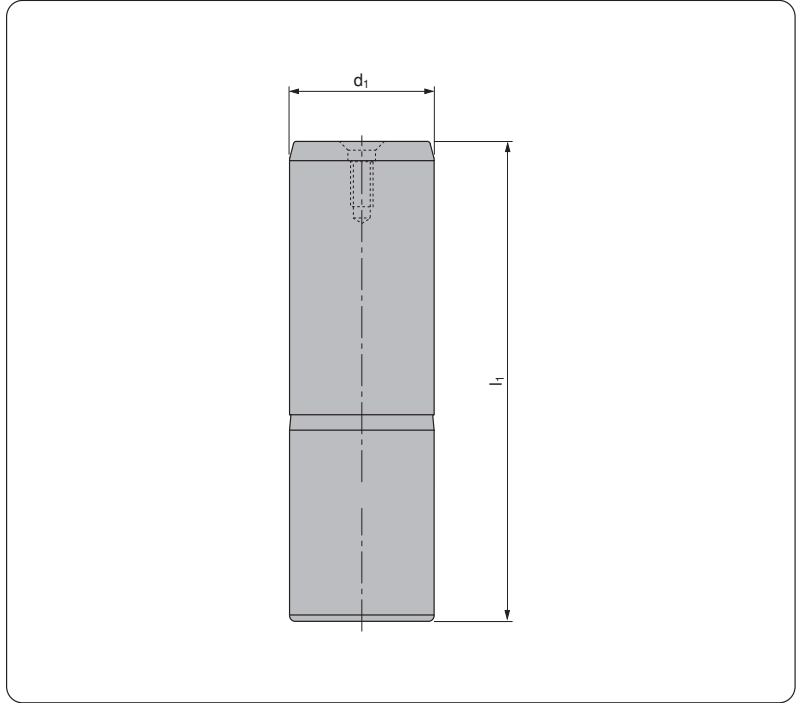


## Index

Contents	Page	Contents	Page

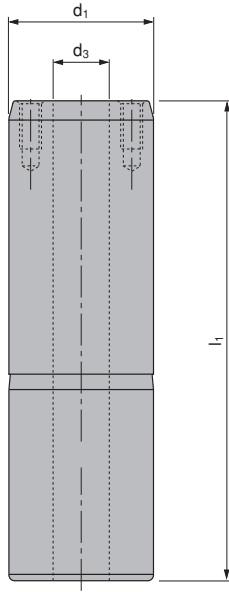


Material :  
16MnCr5  
Hardened  
HRC 60 ÷ 62

**OPEL Code: F3301**

OPEL Code	d <sub>1</sub>	l <sub>1</sub>
F33010001	25	125
F33010002	25	140
F33010003	25	160
F33010004	25	180
F33010005	32	140
F33010006	32	160
F33010007	32	180
F33010008	32	200
F33010009	40	140
F33010010	40	160
F33010011	40	180
F33010012	40	200
F33010013	40	224
F33010014	40	250
F33010015	40	280
F33010016	50	160
F33010017	50	180
F33010018	50	200
F33010019	50	224
F33010020	50	250
F33010021	50	280
F33010022	50	315
F33010023	50	355
F33010024	63	180
F33010025	63	200
F33010026	63	224

OPEL Code	d <sub>1</sub>	l <sub>1</sub>
F33010027	63	250
F33010028	63	280
F33010029	63	315
F33010030	63	355
F33010031	63	400
F33010032	80	224
F33010033	80	250
F33010034	80	280
F33010035	80	315
F33010036	80	355
F33010037	80	400
F33010046	63	450
F33010047	63	500
F33010048	80	450
F33010049	80	500



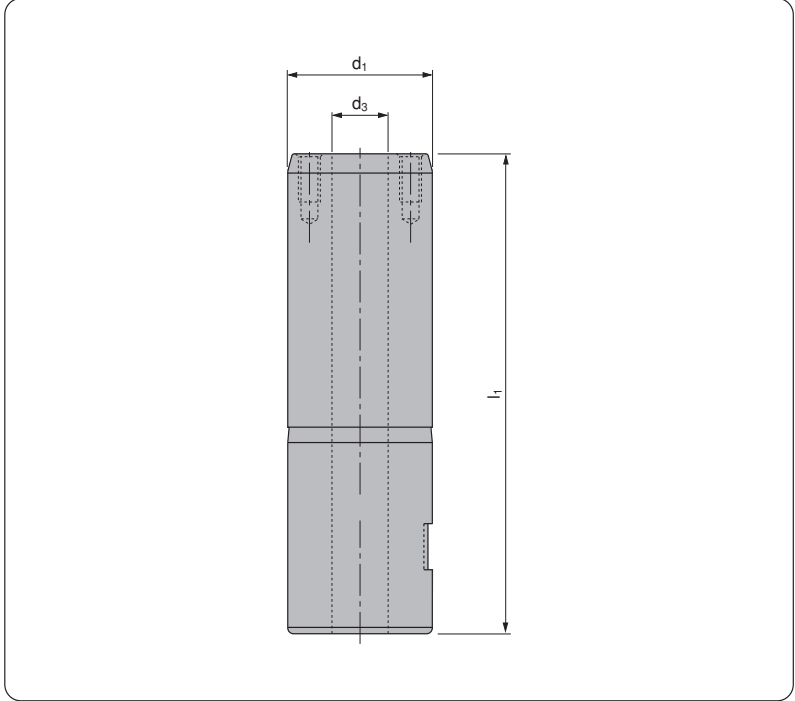
Material :  
16MnCr5  
Hardened  
HRC 60 ÷ 62

**OPEL Code: F3301**

OPEL Code	$d_1$	$d_3$	$l_1$
F33010038	100	50	280
F33010039	100	50	315
F33010040	100	50	355
F33010041	100	50	400
F33010042	125	65	315
F33010043	125	65	355
F33010044	125	65	400
F33010045	125	65	450
F33010050	100	50	450
F33010051	100	50	500
F33010052	100	50	550
F33010053	100	50	600
F33010054	100	50	650
F33010055	125	65	500
F33010056	125	65	550
F33010057	125	65	600
F33010058	125	65	650



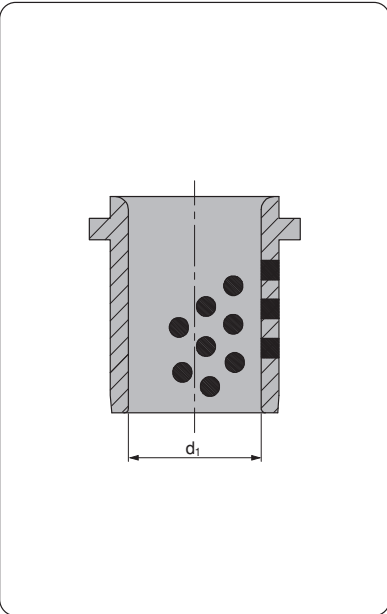
Material :  
16MnCr5  
Hardened  
HRC 60 ÷ 62




**OPEL Code: F3301**

OPEL Code	d <sub>1</sub>	d <sub>3</sub>	l <sub>1</sub>
F33010060	100	50	280
F33010061	100	50	315
F33010062	100	50	355
F33010063	100	50	400
F33010064	100	50	450
F33010065	100	50	500
F33010066	100	50	550
F33010067	100	50	600
F33010068	100	50	650
F33010069	125	65	315
F33010070	125	65	355
F33010071	125	65	400
F33010072	125	65	450
F33010073	125	65	500
F33010074	125	65	550
F33010075	125	65	600
F33010076	125	65	650

OPEL Code	d <sub>1</sub>
F33020019	25
F33020020	32
F33020021	40
F33020022	50
F33020023	63
F33020024	80
F33020025	100
F33020026	125

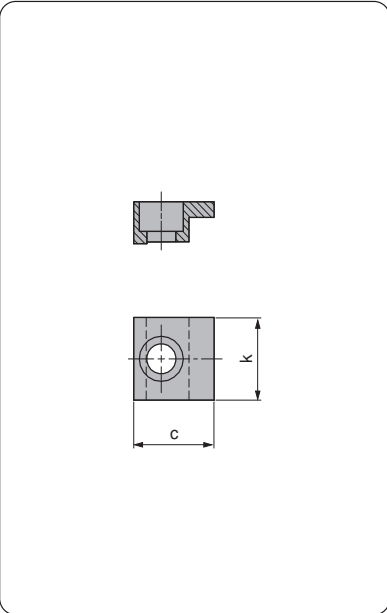


Material :  
Bronze with Non-Liquid Lubricant  
HB ≥ 190

Direction of Motion 

**OPEL Code: F3302**


OPEL Code	c	k
F33020036	25	20
F33020037	32	25



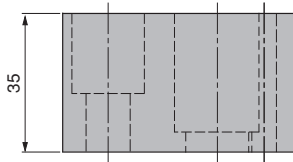
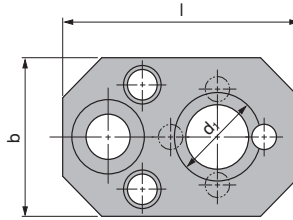
Material :  
CK45

**OPEL Code: F3302**




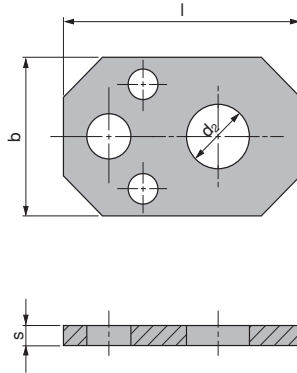


Material :  
CK45



**OPEL Code: F3303**


OPEL Code				b	d <sub>1</sub>	l
Dowel Pin Location						
0°	90°	180°	270°			
F33030001	F33030011	F33030021	F33030031	40	10	60
F33030002	F33030012	F33030022	F33030032	40	13	60
F33030003	F33030013	F33030023	F33030033	40	16	60
F33030004	F33030014	F33030024	F33030034	40	20	60
F33030006	F33030016	F33030026	F33030036	40	25	60
F33030006	F33030017	-	F33030037	40	32	60
F33030008	F33030018	F33030028	F33030038	60	38	80
F33030009	F33030019	F33030029	F33030039	60	45	80
F33030010	F33030020	-	F33030040	60	50	80



Material :  
CK45

**OPEL Code: F3303**

OPEL Code	b	d <sub>2</sub>	l	s
F33030041	40	6,5	60	2
F33030042	40	6,5	60	4
F33030043	40	6,5	60	6
F33030044	40	9,5	60	2
F33030045	40	9,5	60	4
F33030046	40	9,5	60	6
F33030047	40	11	60	2
F33030048	40	11	60	4
F33030049	40	11	60	6
F33030050	40	13,5	60	2
F33030051	40	13,5	60	4
F33030052	40	13,5	60	6
F33030056	40	19	60	2
F33030057	40	19	60	4
F33030058	40	19	60	6
F33030059	40	22,5	60	2
F33030060	40	22,5	60	4
F33030061	40	22,5	60	6
F33030062	60	28,5	80	2
F33030063	60	28,5	80	4
F33030064	60	28,5	80	6
F33030065	60	37,5	80	2
F33030066	60	37,5	80	4
F33030067	60	37,5	80	6
F33030068	60	42,5	80	2
F33030069	60	42,5	80	4
F33030070	60	42,5	80	6

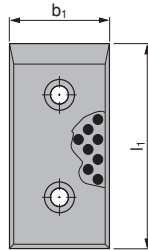


Material :  
Bronze with Non-Liquid Lubricant  
HB ≥ 190

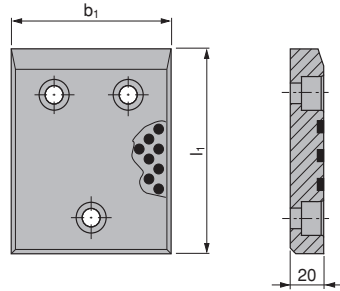
Direction of Motion



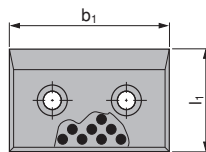
**Form - A**



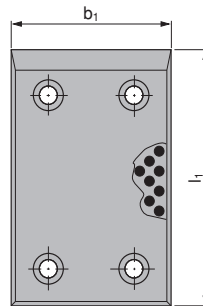
**Form - B**



**Form - C**



**Form - D**



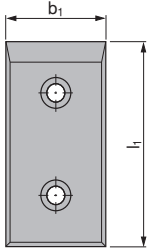
**OPEL CODE:F3304**

OPEL Code	Form	b <sub>1</sub>	l <sub>1</sub>
F33040000	A	50	100
F33040001	A	50	125
F33040002	A	50	160
F33040003	A	50	200
F33040004	A	80	100
F33040005	A	80	125
F33040006	A	80	160
F33040007	A	80	200
F33040008	C	100	50
F33040009	C	100	80
F33040010	A	100	100
F33040011	A	100	125
F33040012	A	100	160
F33040013	A	100	200
F33040014	C	125	80
F33040015	B	125	100
F33040016	B	125	125
F33040017	B	125	160
F33040018	B	160	100
F33040019	B	160	125
F33040020	B	160	160

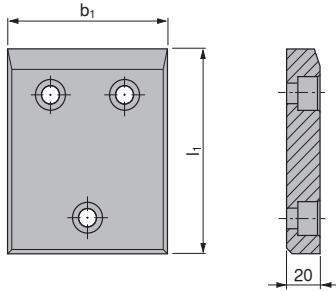
Code	Form	b <sub>1</sub>	l <sub>1</sub>
F33040113*	D	100	250
F33040114*	D	125	200
F33040115*	D	160	200
F33040116*	D	160	250
F33040117*	D	160	300
F33040118*	D	200	200
F33040119*	D	200	250
F33040120*	D	200	300
F33040138*	D	125	250

Conforms to VDI 3357, unless noted with\*

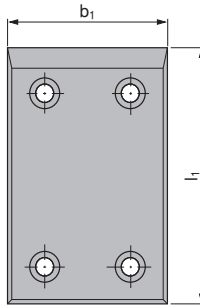
Form - A



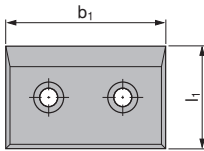
Form - B



Form - D



Form - C



Material :  
16MnCr5  
Hardened  
HRC 60 ÷ 64

**OPEL CODE:F3304**

OPEL Code	Form	b <sub>1</sub>	l <sub>1</sub>
F33040121	C	100	50
F33040122	C	100	80
F33040123*	D	100	250
F33040124	C	125	80
F33040125	B	125	100
F33040126	B	125	125
F33040127*	D	125	200
F33040128*	D	125	250
F33040129	B	160	100
F33040130	B	160	125
F33040131	B	160	160
F33040132*	D	160	200
F33040133*	D	160	250
F33040134*	D	160	300
F33040135*	D	200	200
F33040136*	D	200	250
F33040137*	D	200	300
F33050000	A	50	100
F33050001	A	50	125
F33050002	A	50	160
F33050003	A	50	200

Code	Form	b <sub>1</sub>	l <sub>1</sub>
F33050004	A	80	100
F33050005	A	80	125
F33050006	A	80	160
F33050007	A	80	200
F33050008	A	100	100
F33050009	A	100	125
F33050010	A	100	160
F33050011	A	100	200
F33050012	B	125	160

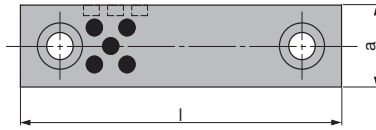
Conforms to VDI 3357, unless noted with\*



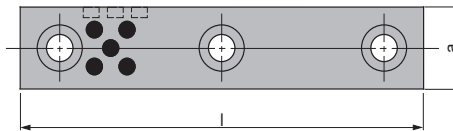
Material :  
Bronze with Non-Liquid Lubricant  
HB ≥ 190

Direction of Motion

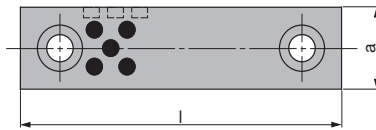
**Form - A**



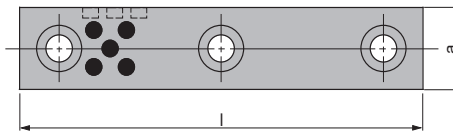
**Form - B**



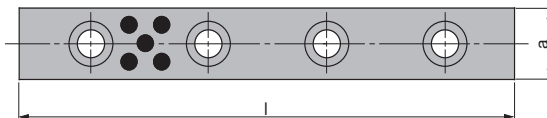
**Form - C**



**Form - D**



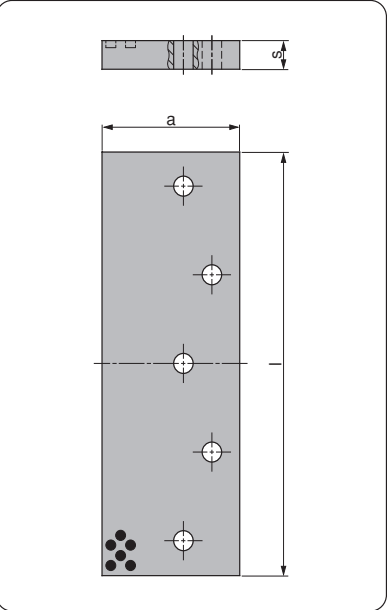
**Form - E**



**OPEL CODE:F3304**

OPEL Code	Form	a	l	s
F33040024	E	35	100	10
F33040025	E	35	150	10
F33040026	E	35	200	10
F33040027	E	35	250	10
F33040028	E	35	300	10
F33040029	E	35	350	10
F33040030	A	50	150	25
F33040031	A	50	200	25
F33040032	B	50	250	25
F33040033	C	75	150	25
F33040034	D	75	200	25
F33040035	D	75	250	25

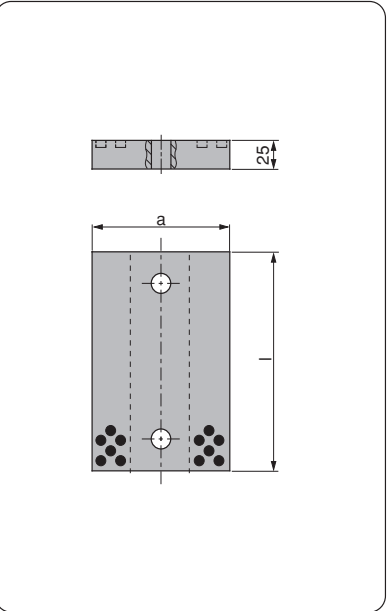
OPEL Code	a	l	s
F33040036	100	160	20
F33040037	100	200	20
F33040038	100	250	20
F33040039	100	300	20
F33040040	125	160	30
F33040041	125	250	30
F33040042	125	300	30
F33040043	125	350	30
F33040044	125	400	30



Material :  
CK45 with Non-Liquid Lubricant  
HRC 60 ± 62

OPEL Code: F3304


OPEL Code	a	l
F33040085	100	100
F33040086	100	150
F33040112	120	150




Material :  
Bronze with Non-Liquid Lubricant  
HB ≥ 190

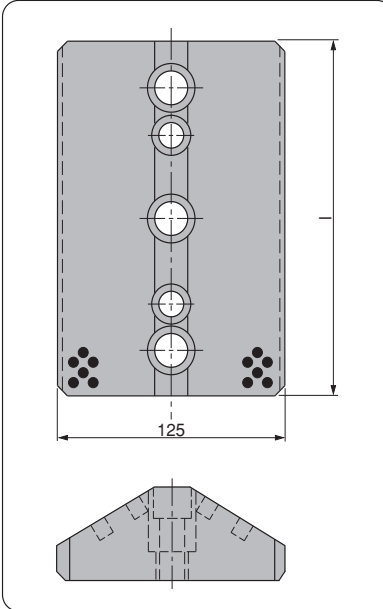


OPEL Code: F3304



Material :  
Bronze with Non-Liquid Lubricant  
HB ≥ 190

Direction of Motion 




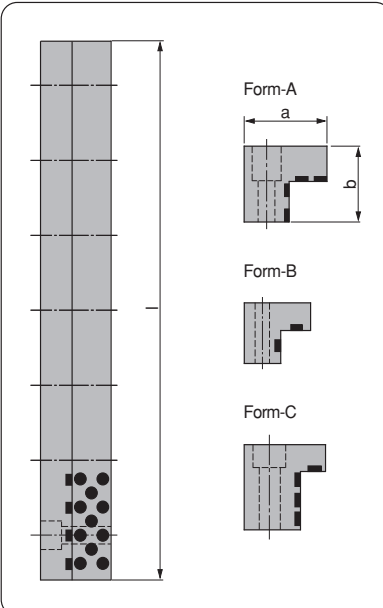
OPEL Code	l
F33040090	150
F33040091	200
F33040092	250
F33040093	300

OPEL Code: F3304



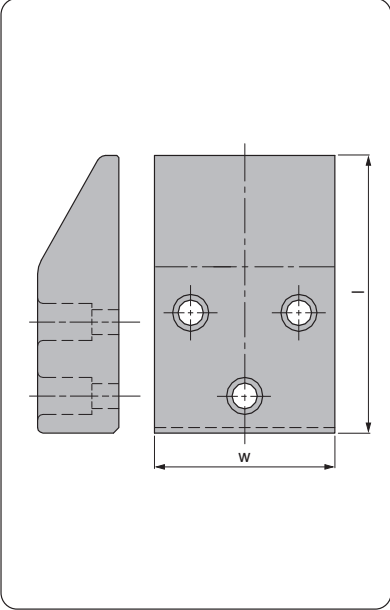
Material :  
Bronze with Non-Liquid Lubricant  
HB ≥ 190

Direction of Motion 




OPEL Code	Form	a	b	l
F33040100	A	50	45	200
F33040101	A	50	45	250
F33040102	A	50	45	300
F33040103	A	50	45	350
F33040104	A	50	45	400
F33040105	A	50	45	500
F33040106	B	32	30	150
F33040107	B	32	30	250
F33040108	B	32	30	300
F33040109	C	50	50	200
F33040110	C	50	50	250
F33040111	C	50	50	300

OPEL Code: F3304




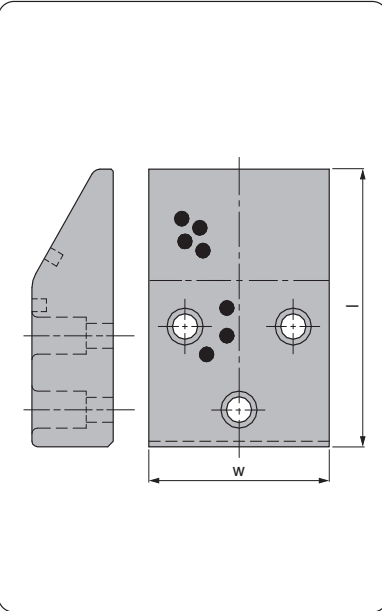
OPEL Code	w	l
F33040139	100	125
F33040140	125	125
F33040141	160	125
F33040142	100	150
F33040143	125	150
F33040144	160	150
F33040145	100	170
F33040146	125	170
F33040147	160	170



Material :  
42CrMo4  
Hardened  
HRC 58 ± 60

OPEL Code: F3304

OPEL Code	w	l
F33040148	100	125
F33040149	125	125
F33040150	160	125
F33040151	100	150
F33040152	125	150
F33040153	160	150
F33040154	100	170
F33040155	125	170
F33040156	160	170



Material :  
Bronze with Non-Liquid Lubricant  
HB ≥ 190

Direction of Motion

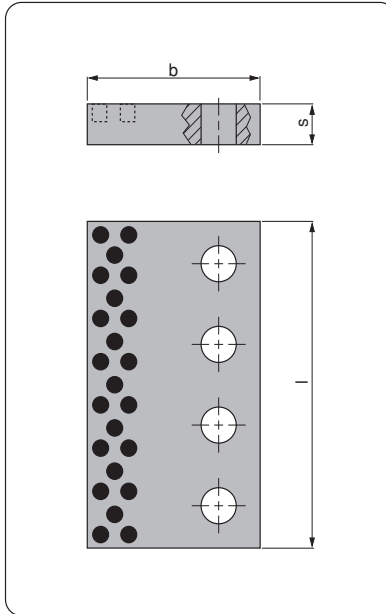
OPEL Code: F3304





Material :  
CK45 with Non-Liquid Lubricant

HRC 60 ÷ 62



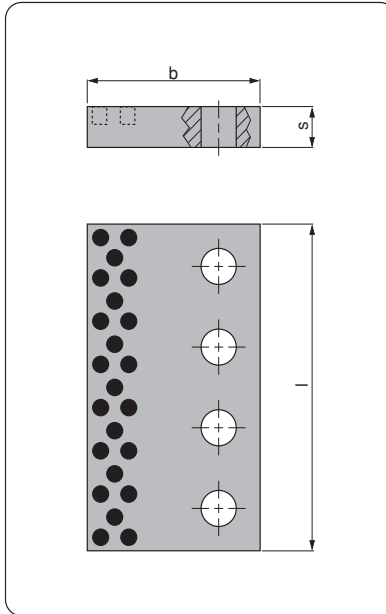
OPEL Code	b	l	s	Holes
F33040165	52	150	20	3
F33040166	52	200	20	3
F33040167	52	250	20	4
F33040168	72	150	30	3
F33040169	72	200	30	3
F33040170	72	250	30	4
F33040171	77	150	35	3
F33040172	77	200	35	3
F33040173	77	250	35	4
F33040174	82	150	40	3
F33040175	82	200	40	3
F33040176	82	250	40	4

OPEL Code: F3304



Material :  
CK45 with Non-Liquid Lubricant

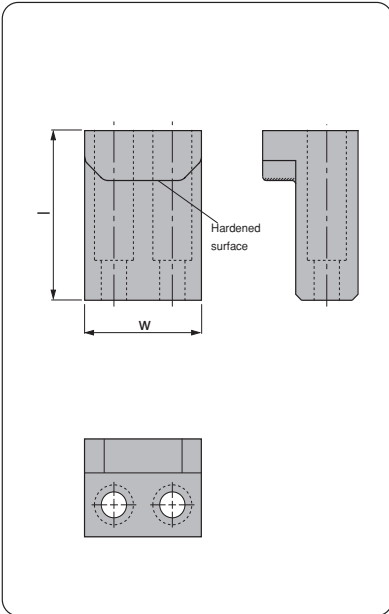
HRC 60 ÷ 62



OPEL Code	b	l	s	Holes
F33040177	70	160	25	2
F33040178	70	200	25	3
F33040179	70	240	25	3
F33040180	85	200	28	3
F33040181	85	240	28	3
F33040182	85	300	28	4
F33040183	85	350	28	4

OPEL Code: F3304

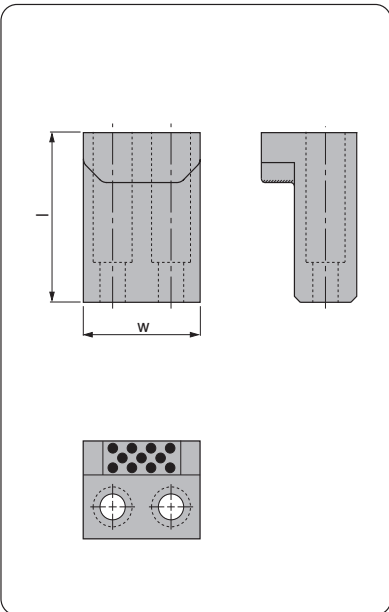
OPEL Code	w	l
F33040287	60	85
F33040289	80	85



Material :  
CK45  
Hardened  
HRC 58 ± 60

OPEL Code: F3304

OPEL Code	w	l
F33040288	60	85
F33040290	80	85



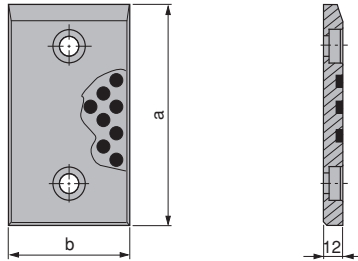

Material :  
Bronze with Non-liquid Lubricant  
HB ≥ 190

Direction of Motion ← ● →

OPEL Code: F3304



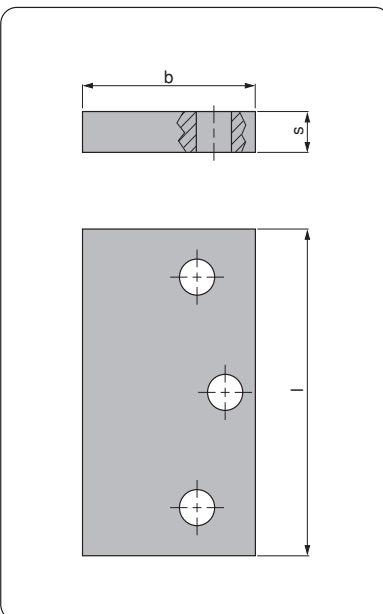
Material :  
 Bronze with Non-Liquid Lubricant  
 HB ≥ 190



**GSB CODE:F3304**

Code	b	a
F33040305	30	80
F33040306	30	100
F33040307	30	125
F33040308	30	200
F33040309	40	80
F33040310	40	100
F33040311	40	125
F33040312	40	200
F33040313	60	80
F33040314	60	100
F33040315	60	125
F33040316	60	200
F33040317	80	80
F33040318	80	100
F33040319	80	125
F33040320	80	200


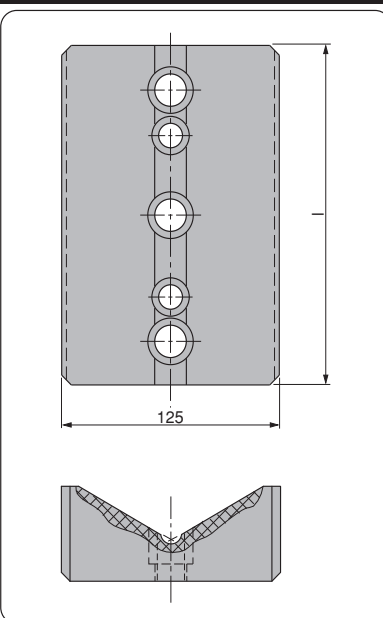
OPEL Code	b	l	s
F33050018	100	160	20
F33050019	100	200	20
F33050020	100	250	20
F33050021	100	300	20
F33050022	125	160	30
F33050023	125	250	30
F33050024	125	300	30
F33050025	125	350	30
F33050026	125	400	30



Material :  
16MnCr5  
Hardened  
HRC 58 ÷ 64

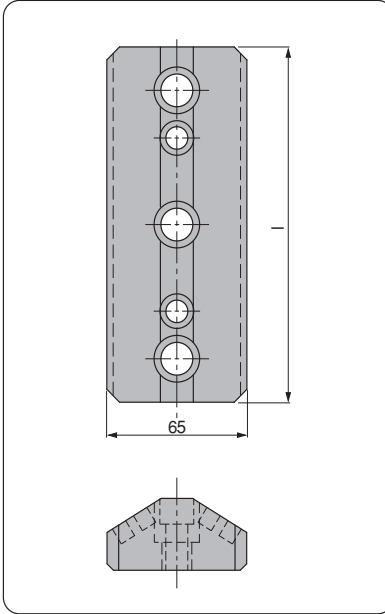
OPEL Code: F3305

OPEL Code	l
F33050069	150
F33050070	200
F33050071	250
F33050072	300



Material :  
CK45  
Hardened  
HRC 58 ÷ 60

OPEL Code: F3305

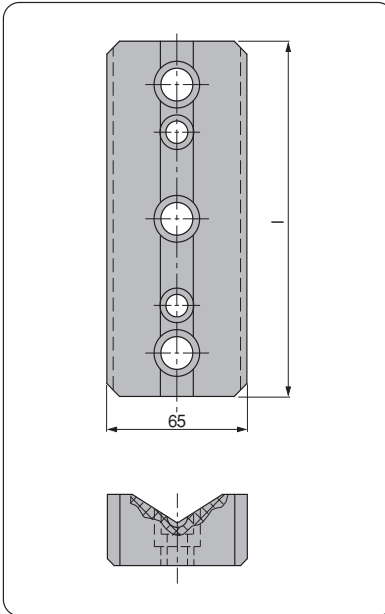


OPEL Code	l
F33050081	150
F33050082	200
F33050083	250

Material :  
Bronze with Non-Liquid Lubricant  
HB ≥ 190

Direction of Motion

**OPEL Code: F3305**



OPEL Code	l
F33050084	150
F33050085	200
F33050086	250

Material :  
CK45  
Hardened  
HRC 58 ÷ 60

**OPEL Code: F3304**

OPEL Code

F33050088

---

---

---

---

---

---

---

---

---

---

---

---

---

---

---

---

---

---

---

---

---

---

---

---

---

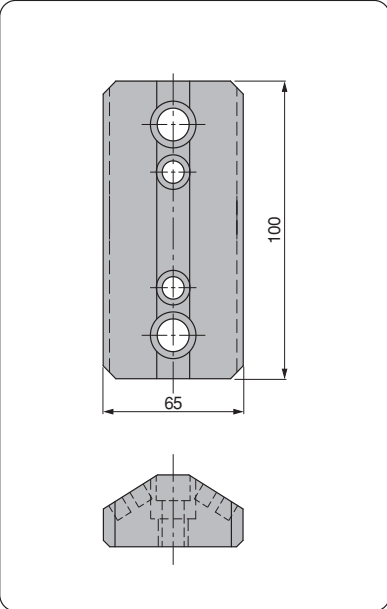
---

---

---

---

---



Material :  
Bronze with Non-Liquid Lubricant  
HB ≥ 190



**OPEL Code: F3305**

OPEL Code

F33050087

---

---

---

---

---

---

---

---

---

---

---

---

---

---

---

---

---

---

---

---

---

---

---

---

---

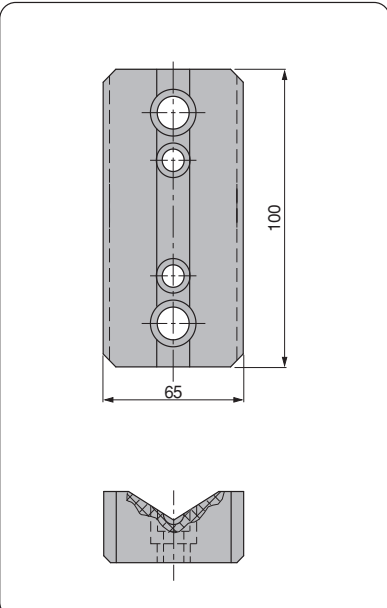
---

---

---

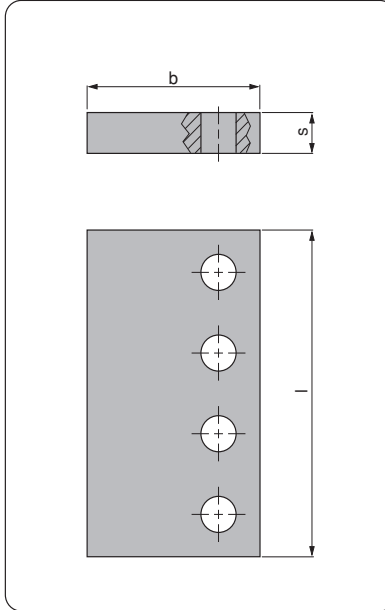
---

---



Material :  
CK45  
Hardened  
HRC 58 ± 60

**OPEL Code: F3305**

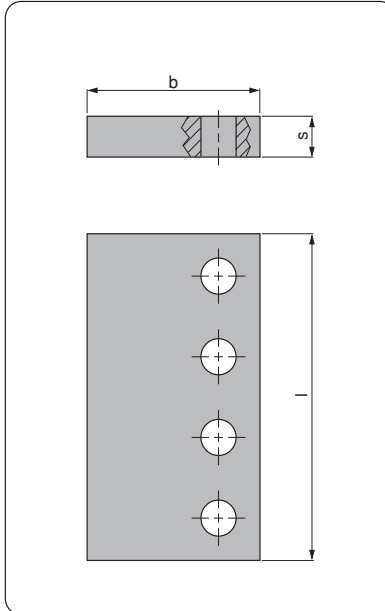


Material :  
CK45 with Non-Liquid Lubricant

HRC 58 ÷ 60

OPEL Code	b	l	s	Holes
F33050089	52	150	20	3
F33050090	52	200	20	3
F33050091	52	250	20	4
F33050092	72	150	30	3
F33050093	72	200	30	3
F33050094	72	250	30	4
F33050095	77	150	35	3
F33050096	77	200	35	3
F33050097	77	250	35	4
F33050098	82	150	40	3
F33050099	82	200	40	3
F33050100	82	250	40	4

OPEL Code: F3305

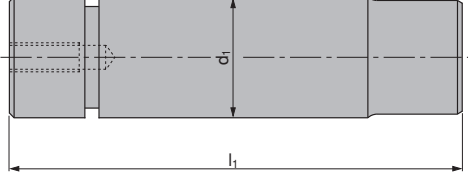


Material :  
CK45 with Non-Liquid Lubricant

HRC 58 ÷ 60

OPEL Code	b	l	s	Holes
F33050101	70	160	25	2
F33050102	70	200	25	3
F33050103	70	240	25	3
F33050104	85	200	28	3
F33050105	85	240	28	3
F33050106	85	300	28	4
F33050107	85	350	28	4

OPEL Code: F3304




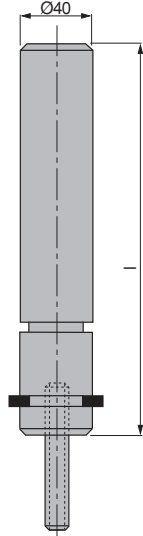
Material :  
42CrMo4  
900 ÷ 1200 N/mm<sup>2</sup>

Respect the max. load.  
Maksimum kuvveti aşmayın.  
Maximale Nutzlast beachten.

OPEL Code	Max. Load (N)	$d_1$	$l_1$
F33150011	60300	32	130
F33150012	94700	40	155
F33150013	150800	50	185
F33150014	189900	56	190
F33150015	241400	63	210

OPEL Code: F3315

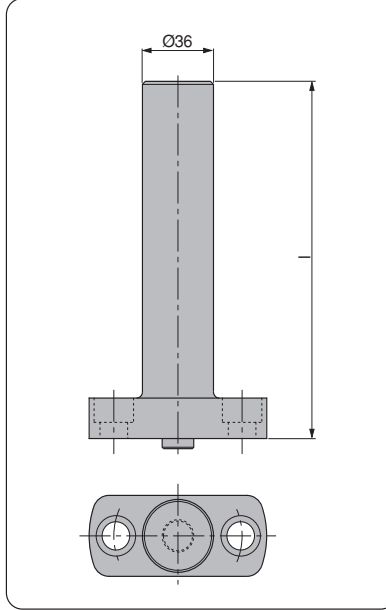
OPEL Code	l
F33150037	125
F33150038	150
F33150039	175
F33150040	200
F33150041	225
F33150042	250
F33150043	275
F33150044	300



Material :  
CK45

OPEL Code: F3315

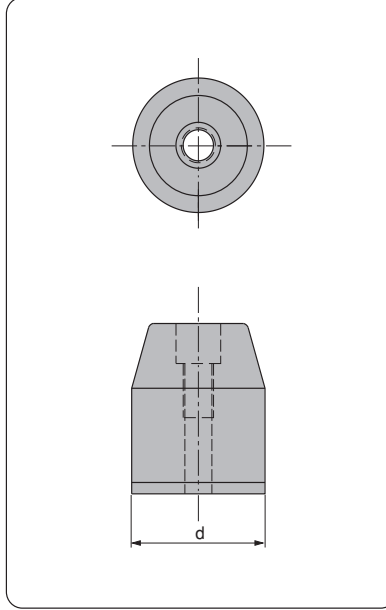




OPEL Code	l
F33150045	150
F33150046	175
F33150047	200
F33150048	225

Material :  
CK45  
800 ÷ 1000 N/mm<sup>2</sup>

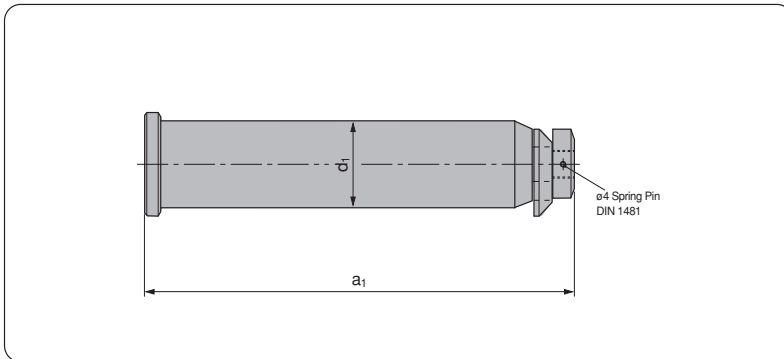
**OPEL Code: F3315**



OPEL Code	d
F33150060	40
F33150061	50

Material :  
16MnCr5  
Hardened  
HRC 56 ÷ 60

**OPEL Code: F3314**



Material :  
42CrMo4

**WARNING !**  
For safety reasons, the weight of the tool has to be supported by just two lifting pins.  
**Respect the max load**


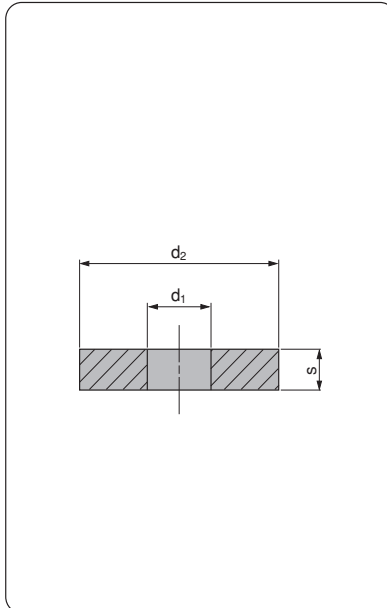
**UYARI !**  
Güvenlik nedeniyle kalıp ağırlığı iki adet taşıma piminin taşıyabileceği maksimum yük miktarını aşmamalıdır.  
**Maksimum yükü göz ardı etmeyiniz**

**ACHTUNG !**  
Aus Sicherheitsgründen achten Sie immer dass zwei Tragbolzen das gesamte Werkzeugs gewicht tragen müssen.  
**Maximale Nutzlast beachten**

**OPEL Code: F3315**

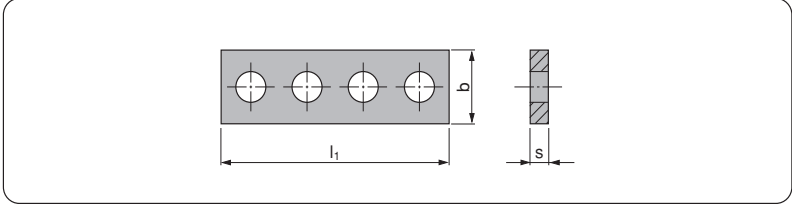
OPEL Code	Max. Load (Kg)	Max. Die Weight(Kg)	d <sub>1</sub>	a <sub>1</sub>
F33150087	3400	6800	32	177
F33150088	5650	11300	40	220
F33150089	8950	17900	50	270
F33150090	14350	28700	63	342
F33150091	26700	53400	80	387

OPEL Code	d <sub>1</sub>	d <sub>2</sub>	s
F33160106	21	70	10
F33160107	25	80	15



Material :  
CK45

**OPEL Code: F3316**

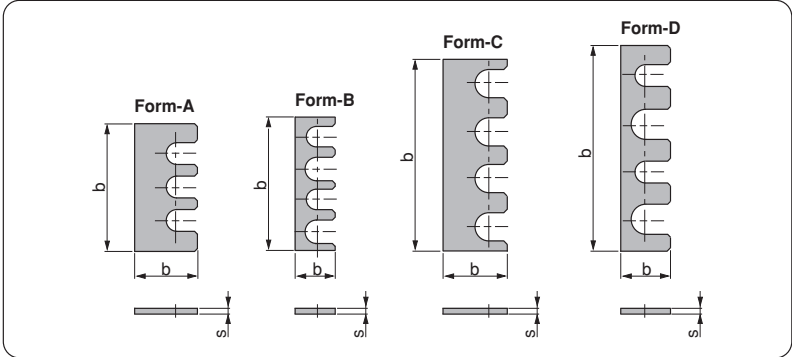



**OPEL Code: F3316**

Material :  
CK45

OPEL Code	b	l <sub>1</sub>	s
F33160108	20	60	4,4
F33160109	20	60	4,6
F33160110	20	60	4,8
F33160111	20	60	5,0
F33160112	20	60	5,2
F33160113	20	60	5,4
F33160114	20	60	5,6
F33160115	16	65	4,4
F33160116	16	65	4,6
F33160117	16	65	4,8
F33160118	16	65	5,0
F33160119	16	65	5,2
F33160120	16	65	5,4
F33160121	16	65	5,6

OPEL Code	b <sub>1</sub>	l <sub>1</sub>	s
F33160122	12,5	42	4,4
F33160123	12,5	42	4,6
F33160124	12,5	42	4,8
F33160125	12,5	42	5,0
F33160126	12,5	42	5,2
F33160127	12,5	42	5,4
F33160128	12,5	42	5,6
F33160199	12,5	42	5,8
F33160200	12,5	42	7,8
F33160201	16	65	5,8
F33160202	16	65	7,5
F33160203	20	60	5,8
F33160204	20	60	7,8



Material :  
Steel

**OPEL Code: F3316**

OPEL Code	Form	b	l <sub>1</sub>	s
F33160157	C	20	60	0,5
F33160158	C	20	60	1
F33160159	C	20	60	2
F33160160	A	20	45	0,5
F33160161	A	20	45	1
F33160162	A	20	45	2
F33160163	A	15	45	0,5
F33160164	A	15	45	1

OPEL Code	Form	b	l <sub>1</sub>	s
F33160165	A	15	45	2
F33160166	A	20	40	0,5
F33160167	A	20	40	1
F33160168	A	20	40	2
F33160169	A	15	40	0,5
F33160170	A	15	40	1
F33160171	A	15	40	2
F33160172	A	20	52	0,5

OPEL Code	Form	b	l <sub>1</sub>	s
F33160173	A	20	52	1
F33160174	A	20	52	2
F33160183	B	12,4	42	0,5
F33160184	B	12,4	42	1
F33160185	B	12,4	42	2
F33160186	D	15,8	65	0,5
F33160187	D	15,8	65	1
F33160188	D	15,8	65	2

OPEL Code

F33160218

\_\_\_\_\_

\_\_\_\_\_

\_\_\_\_\_

\_\_\_\_\_

\_\_\_\_\_

\_\_\_\_\_

\_\_\_\_\_

\_\_\_\_\_

\_\_\_\_\_

\_\_\_\_\_

\_\_\_\_\_

\_\_\_\_\_

\_\_\_\_\_

\_\_\_\_\_

\_\_\_\_\_


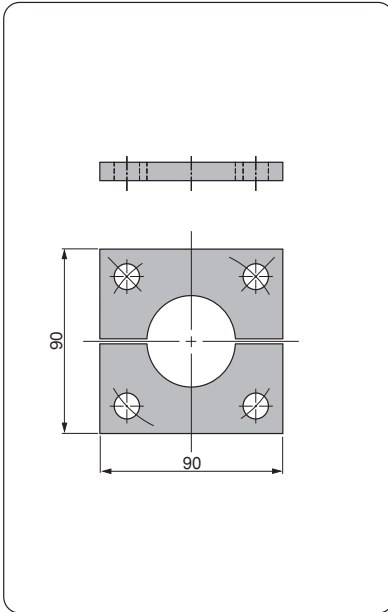
\_\_\_\_\_

\_\_\_\_\_

\_\_\_\_\_

\_\_\_\_\_


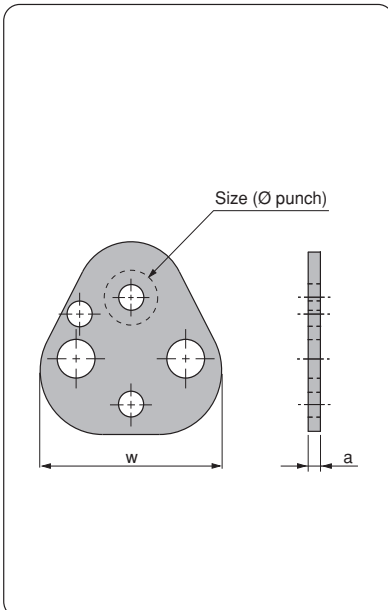
\_\_\_\_\_



Material :  
St37

OPEL Code: F3316

OPEL Code	Size	a	w
F33160230	10	2	43,7
F33160231	10	4	43,7
F33160232	10	6	43,7
F33160233	13	2	50,0
F33160234	13	4	50,0
F33160235	13	6	50,0
F33160236	16	2	53,2
F33160237	16	4	53,2
F33160238	16	6	53,2
F33160239	20	2	59,5
F33160240	20	4	59,5
F33160241	20	6	59,5
F33160242	25	2	69,1
F33160243	25	4	69,1
F33160244	25	6	69,1
F33160245	32	2	69,1
F33160246	32	4	69,1
F33160247	32	6	69,1
F33160248	40	2	76,7
F33160249	40	4	76,7
F33160250	40	6	76,7

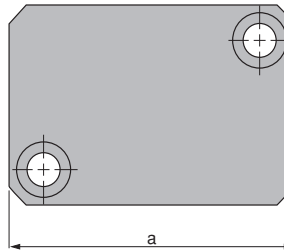



Material :  
CK45

OPEL Code: F3316



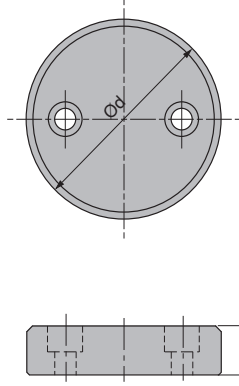
Material :  
16MnCr5  
Hardened  
HRC 60 ÷ 63



**OPEL CODE:F3316**

OPEL Code	a	l
F33160226	50	20
F33160227	80	20
F33160228	95	20
F33160229	110	20
F33160272	50	23
F33160273	50	26
F33160274	50	29
F33160275	50	32
F33160276	50	35
F33160277	80	23
F33160278	80	26
F33160279	80	29
F33160280	80	32
F33160281	80	35
F33160282	95	23
F33160283	95	26
F33160284	95	29
F33160285	95	32
F33160286	95	35
F33160287	110	23
F33160288	110	26
F33160289	110	29
F33160290	110	32
F33160291	110	35
F33160324	50	22


Code	a	l
F33160325	50	24
F33160326	50	28
F33160327	80	22
F33160328	80	24
F33160329	80	28
F33160330	95	22
F33160331	95	24
F33160332	95	28
F33160333	110	22
F33160334	110	24
F33160335	110	28
F33160336	130	20
F33160337	130	22
F33160338	130	23
F33160339	130	24
F33160340	130	26
F33160341	130	28
F33160342	130	29
F33160343	130	32
F33160344	130	35



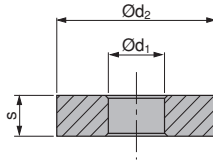
Material :  
42CrMo4  
Hardened  
HRC 48 + 52

**OPEL CODE:F3316**

OPEL Code	d	l
F33160345	63	20
F33160346	63	22
F33160347	63	23
F33160348	63	24
F33160349	63	26
F33160350	63	28
F33160351	63	29
F33160352	63	32
F33160353	63	35
F33160354	101	20
F33160355	101	22
F33160356	101	23
F33160357	101	24
F33160358	101	26
F33160359	101	28
F33160360	101	29
F33160361	101	32
F33160362	101	35
F33160363	133	20
F33160364	133	22
F33160365	133	23
F33160366	133	24
F33160367	133	26
F33160368	133	28
F33160369	133	29
F33160370	133	32
F33160371	133	35



Material :  
CK45

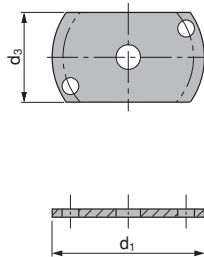


OPEL Code	d <sub>1</sub>	d <sub>2</sub>	s
F33180007	6	16	3,5
F33180008	12	24,5	5
F33180009	16	32	6,5
F33180010	20	40	8
F33180011	24	50	10
F33180012	30	60	12

OPEL Code: F3318



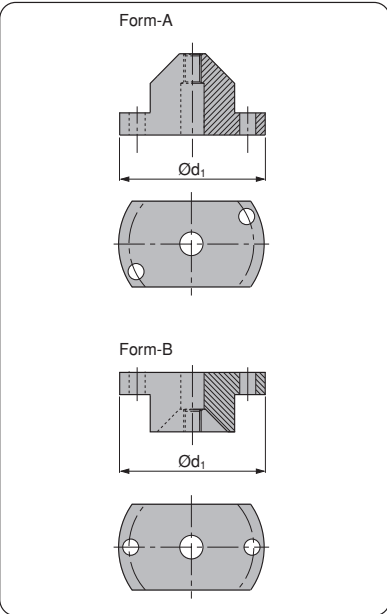
Material :  
CK45



OPEL Code	d <sub>1</sub>	d <sub>3</sub>
F33180020	105	58
F33180021	125	78

OPEL Code: F3318


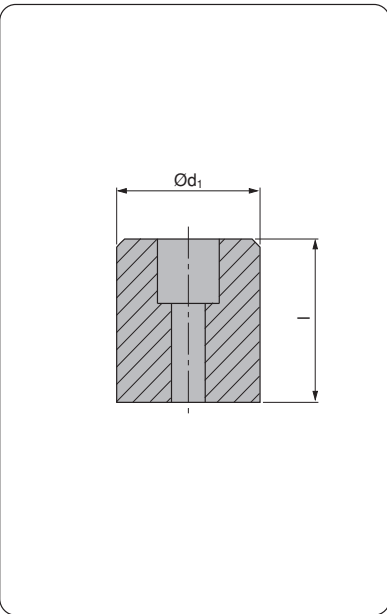
OPEL Code	Form	d <sub>1</sub>
F33190003	B	100
F33190004	B	120
F33190037	A	100
F33190038	A	120



Material :  
16MnCr5  
Hardened  
HRC 60 ÷ 62

OPEL Code: F3319


OPEL Code	d <sub>1</sub>	l
F33190005	50	50
F33190006	80	50
F33190025	100	50
F33190026	80	160



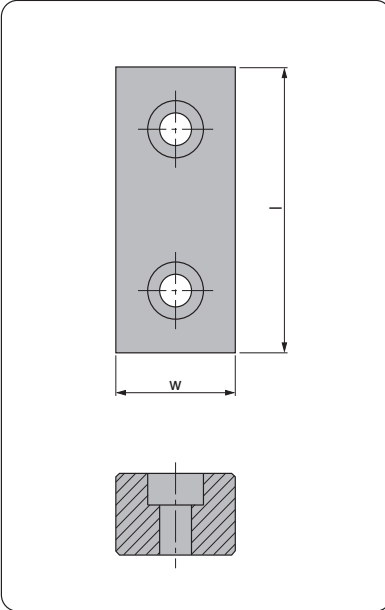
Material :  
CK45

OPEL Code: F3319





Material :  
CK45

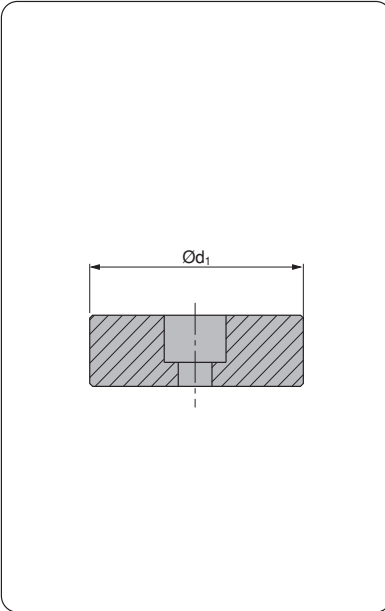


OPEL Code	l	w
F33190031	100	30
F33190032	100	40
F33190033	80	40
F33190034	100	50

OPEL Code: F3319



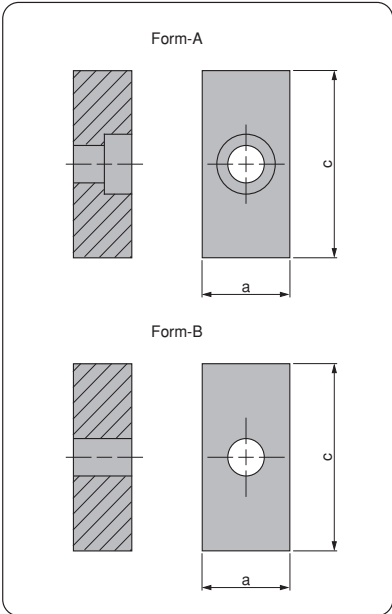
Material :  
CK45



OPEL Code	d <sub>1</sub>
F33190039	50
F33190040	75

OPEL Code: F3319

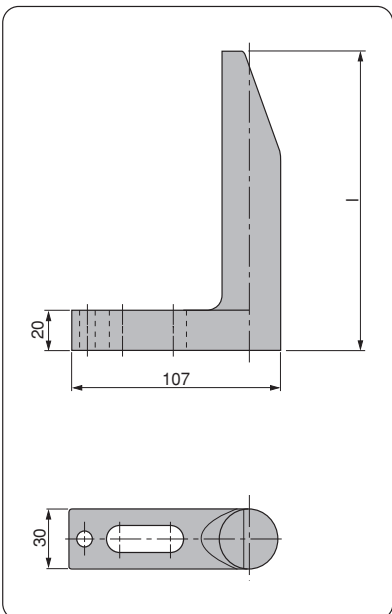
OPEL Code	Form	a	c
F33200009	A	22	50
F33200010	A	22	80
F33200011	A	22	100
F33200017	A	20	80
F33200018	A	25	50
F33200019	A	25	80
F33200023	B	32	50
F33200024	B	32	80
F33200025	B	32	100
F33200026	A	25	100
F33200033	A	32	100



Material :  
CK45


OPEL Code: F3326

OPEL Code	l
F33260004	65
F33260005	90
F33260006	120
F33260007	150
F33260008	180
F33260009	250
F33260396	300
F33260397	350

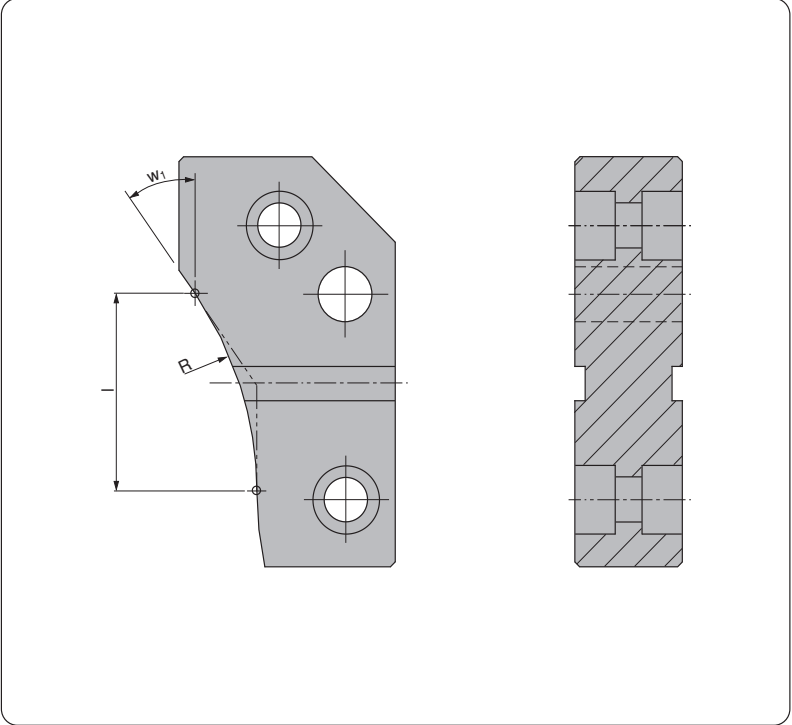


Material :  
CK45  
Forged  
Hardened  
HRC 56 ÷ 60

OPEL Code: F3326

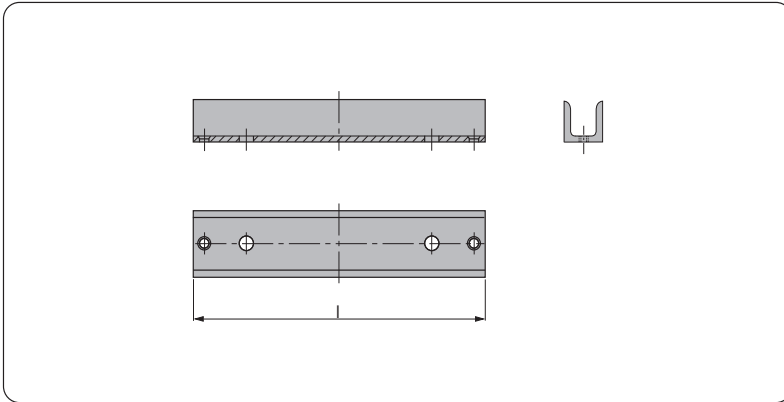


Material :  
90MnCrV8  
Hardened  
HRC 60 ÷ 62



**OPEL CODE:F3326**

OPEL Code	R	w <sub>1</sub>
F33260014	90	40°
F33260015	90	37,5°
F33260016	100	37,5°
F33260017	100	35°
F33260020	75	42,5°
F33260021	75	45°
F33260022	75	47,5°
F33260023	65	50°
F33260024	65	52,5°



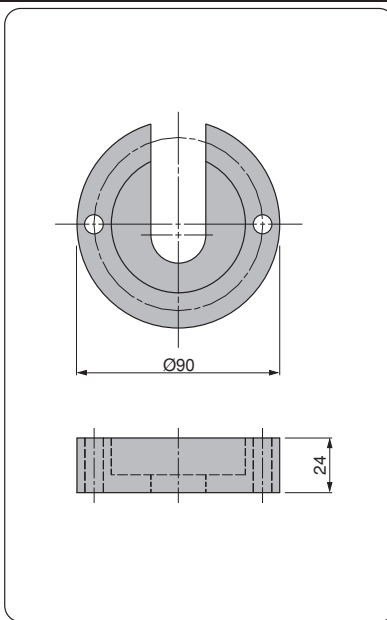
Material :  
Steel

OPEL Code	I
F33260026	1175
F33260043	420

OPEL Code: F3326


OPEL Code

F33260029

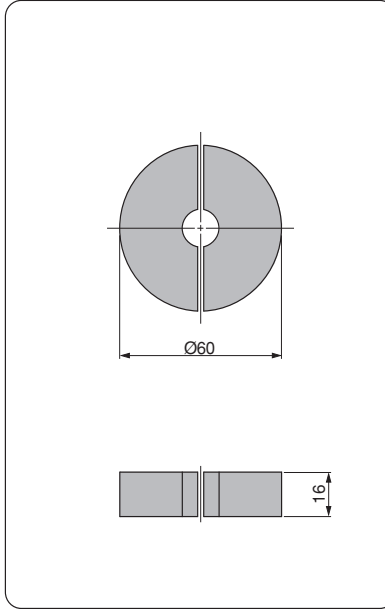


Material :  
CK45

OPEL Code: F3326



Material :  
CK45



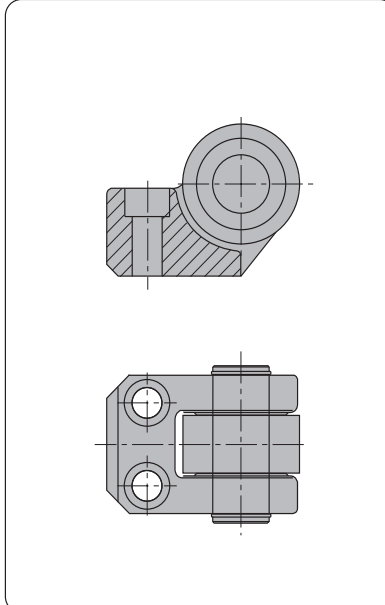
OPEL Code

F33260030

OPEL Code: F3326



Material :  
Steel

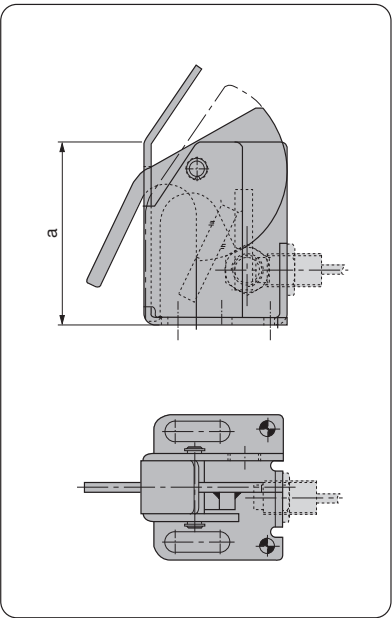


OPEL Code

F33260032

OPEL Code: F3326

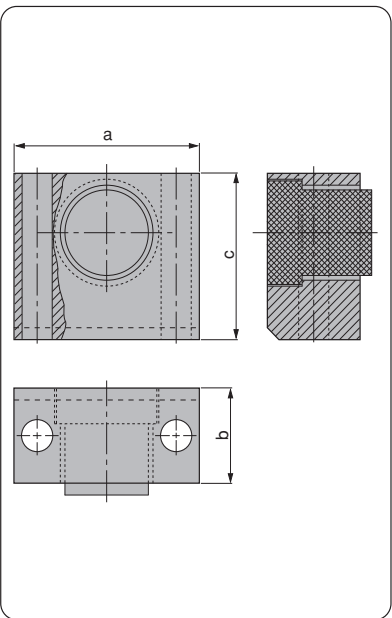
OPEL Code	a
F33260203	75
F33260204	100
F33260205	150



Material :  
Steel

**OPEL Code: F3326**

OPEL Code	a	b	c
F33260223	80	80	70
F33260264	80	40	70
F33260342	70	40	60

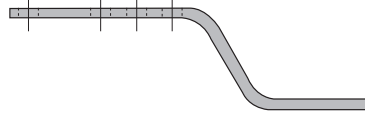
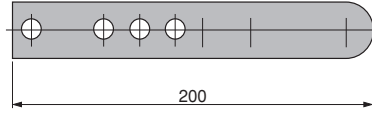


Material :  
CK45  
Elastomer 92 Sh

**OPEL Code: F3326**



Material :  
Steel



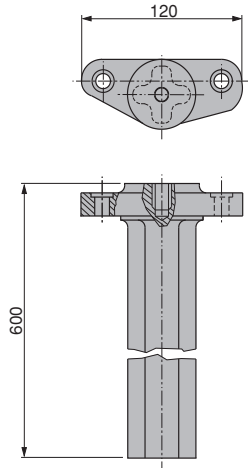
**OPEL Code: F3328**

OPEL Code

F33280001



Material :  
CK45



OPEL Code

F33290002

**OPEL Code: F3329**

OPEL Code

F33290041

---

---

---

---

---

---

---

---

---

---

---

---

---

---

---

---

---

---

---

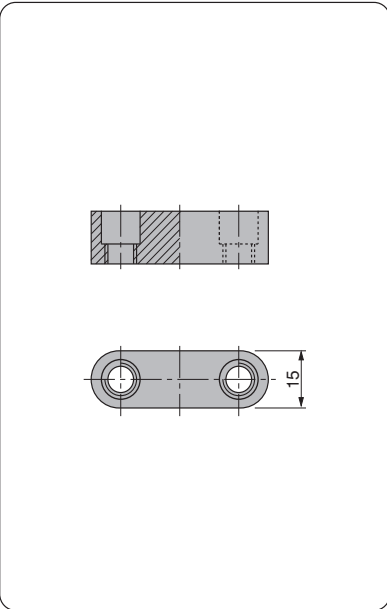
---

---

---

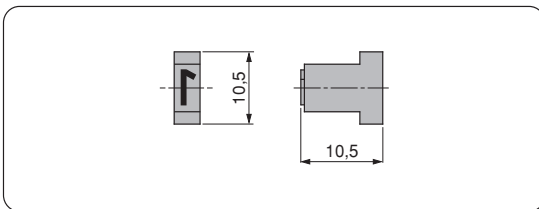
---

---

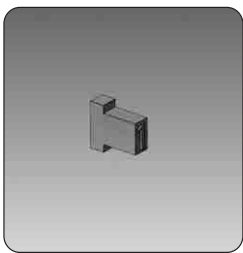


Material :  
Steel

OPEL Code: F3329



Material :  
90MnCrV8  
Hardened  
HRC 60 ± 64




OPEL Code: F3329

OPEL Code	Stamp
F33290043	0
F33290044	1
F33290045	2
F33290046	3
F33290047	4
F33290048	5
F33290049	6
F33290050	7
F33290051	8
F33290052	9
F33290142	A
F33290143	B
F33290144	C
F33290145	D

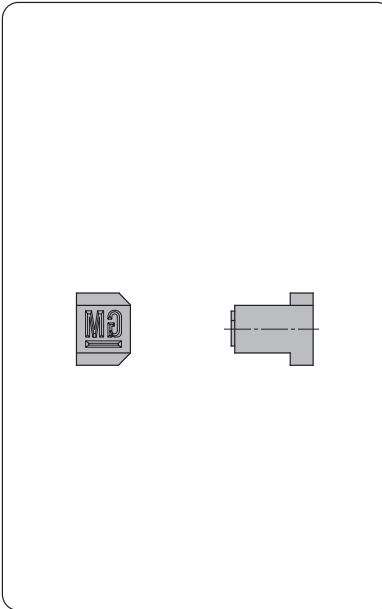
OPEL Code	Stamp
F33290146	E
F33290147	F
F33290148	G
F33290149	H
F33290150	J
F33290151	K
F33290152	L
F33290153	M
F33290154	N
F33290155	P
F33290156	R
F33290157	S
F33290157	T
F33290159	U

OPEL Code	Stamp
F33290160	V
F33290161	W
F33290162	X
F33290163	Y
F33290164	Z





Material :  
90MnCrV8  
Hardened  
HRC 60 ÷ 64



OPEL Code

F33290063

---

---

---

---

---

---

---

---

---

---

---

---

---

---

---

---

---

---

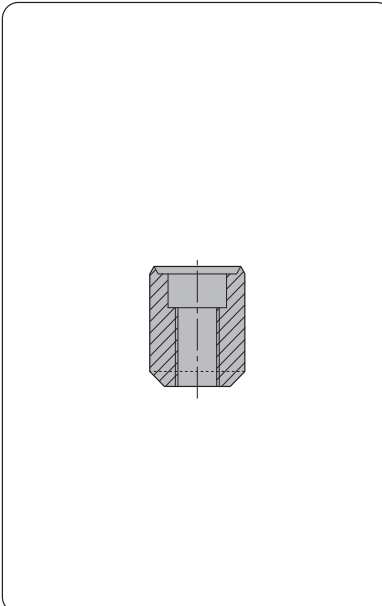
---

---

OPEL Code: F3329



Material :  
X155CrVMo121  
Hardened  
HRC 60 ÷ 64



OPEL Code

F33290068

---

---

---

---

---

---

---

---

---

---

---

---

---

---

---

---

---

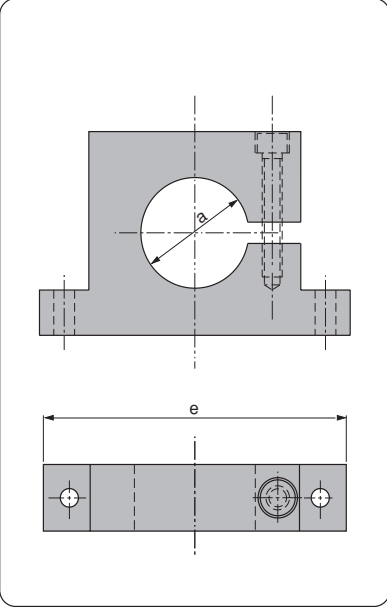
---

---

---

OPEL Code: F3329

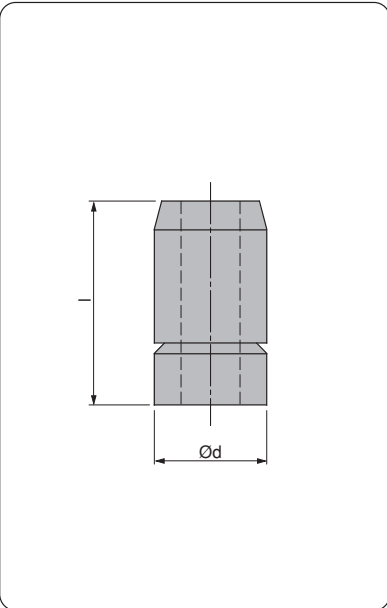
OPEL Code	a	e
F33310014	32,35	90
F33310015	38,35	95
F33310016	45,35	100
F33310017	50,35	130
F33310018	75,35	160
F33310019	95,35	195
F33310020	120,35	220
F33310021	150,35	260
F33310022	195,35	310



Material :  
CK45


OPEL Code: F3331

OPEL Code	d	l
F33310023	16	30
F33310024	24	35

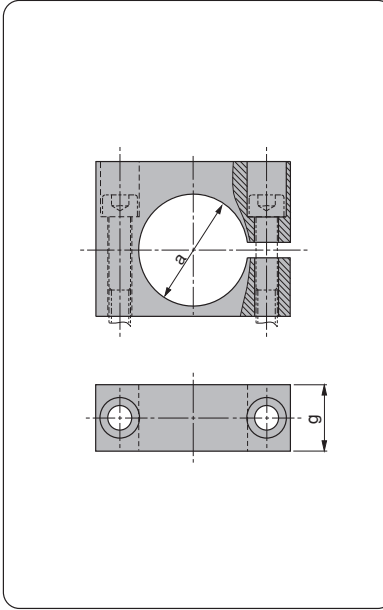


Material :  
Steel

OPEL Code: F3331



Material :  
CK45

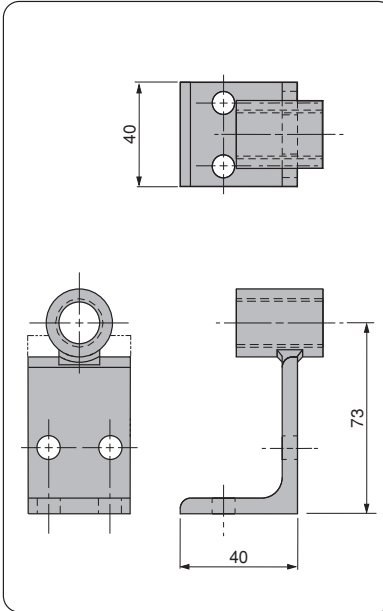


OPEL Code	a	g
F33310029	32,5	20
F33310030	38,5	20
F33310031	45,5	20
F33310032	50,5	30
F33310033	75,5	30
F33310034	95,5	30
F33310035	120,5	30
F33310036	150,5	30

OPEL Code: F3331

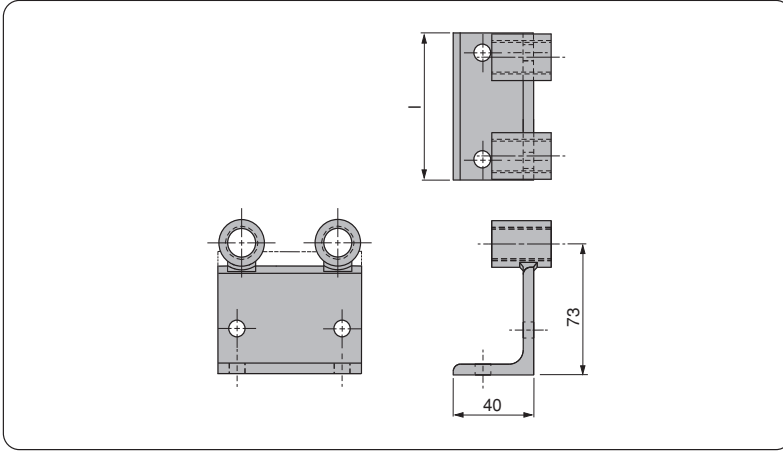


Material :  
Steel



OPEL Code
F33910001


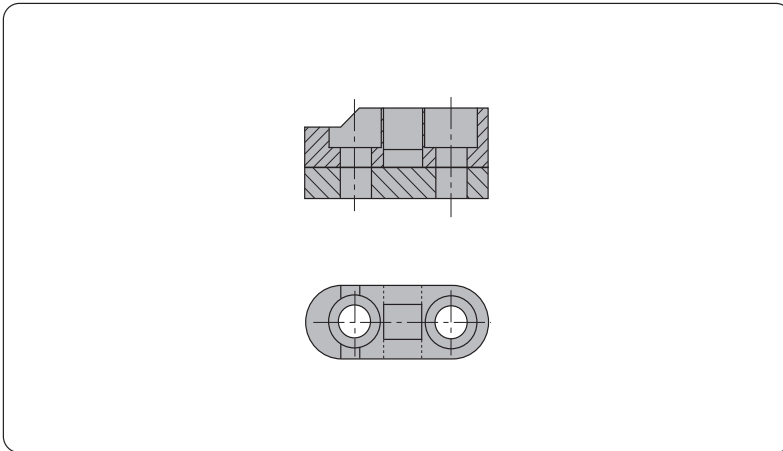
OPEL Code: F3391



Material :  
Steel

OPEL Code	I
F33910002	82
F33910003	125

OPEL Code: F3391



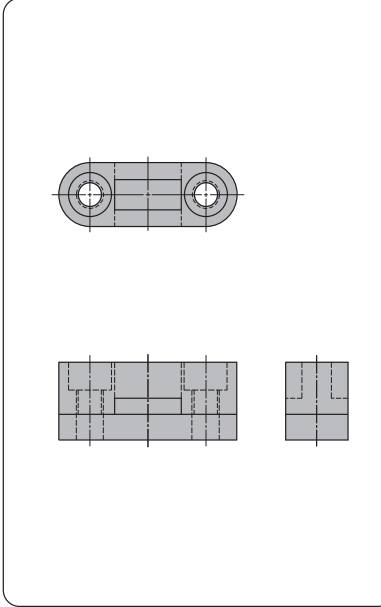
Material :  
Steel

OPEL Code	
F33910043	

OPEL Code: F3391



Material :  
CK45



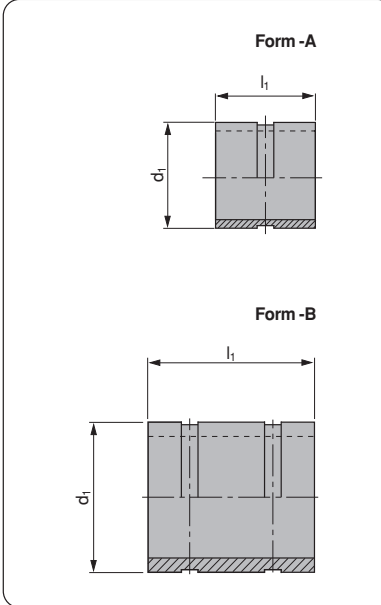
OPEL Code

F33910044

OPEL Code: F3391


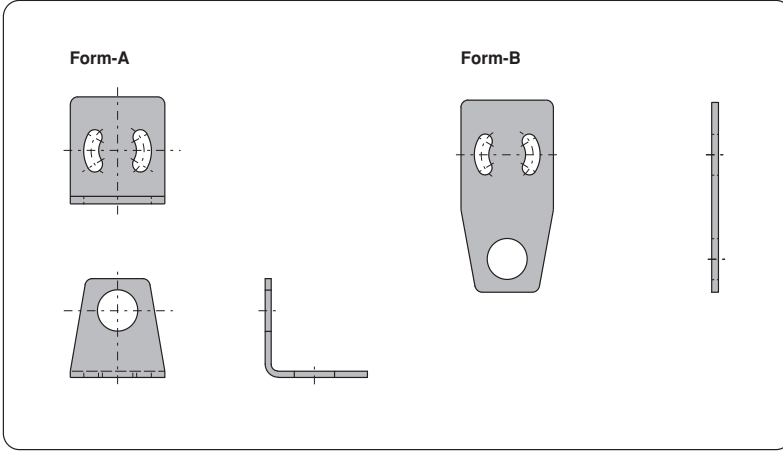


Material :  
St37



OPEL Code	Form	d <sub>1</sub>	l <sub>1</sub>
F33910110	A	44	40
F33910111	A	52	50
F33910112	A	62	60
F33910113	A	75	80
F33910115	B	100	100

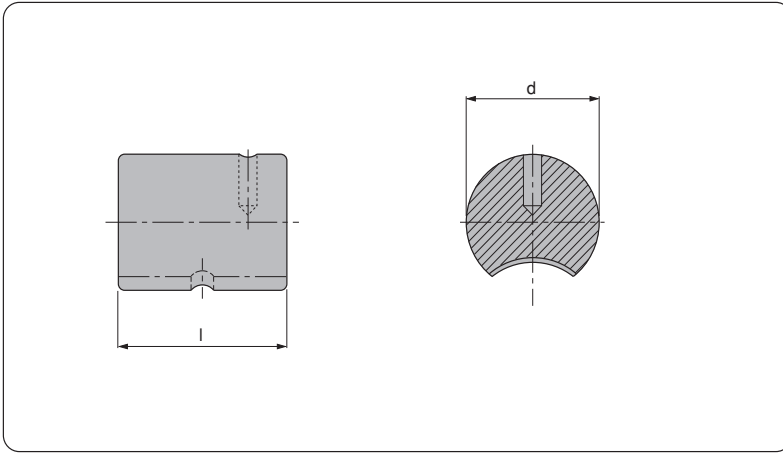
OPEL Code: F3391



Material :  
Steel

OPEL Code	Form
J06910069	B
J06910070	A

**OPEL Code: J0691**



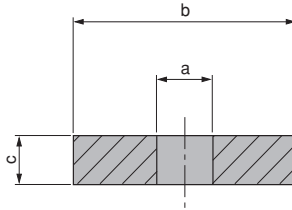
Material :  
Elastomer 92 SH

OPEL Code	d	l
M16045182	40	60
M16045183	50	80
M16045184	63	80

**OPEL Code: M1604**



Material :  
CK45



**OPEL Code: M3660**

OPEL Code	a	b	c
M36600070	8,4	21	4
M36600071	10,5	25	4
M36600072	13	30	6
M36600073	17	40	6



**PSA STANDARDS  
PSA STANDARTLARI  
PSA NORMALIEN**



1

INDEX  
İNDEKS  
STICHWORTVERZEICHNIS

2

LIFTING ELEMENTS  
TAŞIMA ELEMANLARI  
TRAGELEMENTE

3

GUIDE ELEMENTS  
KİLAVUZ ELEMANLARI  
FÜHRUNGSELEMENTE

4

DIE COMPONENTS  
KALIP ELEMANLARI  
NORMALIEN

5

BMW STANDARDS  
BMW STANDARTLARI  
BMW NORMALIEN

6

FCA STANDARDS  
FCA STANDARTLARI  
FCA NORMALIEN

7

FORD STANDARDS  
FORD STANDARTLARI  
FORD NORMALIEN

8

MERCEDES-BENZ STANDARDS  
MERCEDES-BENZ STANDARTLARI  
MERCEDES-BENZ NORMALIEN

9

OPEL STANDARDS  
OPEL STANDARTLARI  
OPEL NORMALIEN

10

PSA STANDARDS  
PSA STANDARTLARI  
PSA NORMALIEN

11

RENAULT STANDARDS  
RENAULT STANDARTLARI  
RENAULT NORMALIEN

12

VW - AUDI STANDARDS  
VW - AUDI STANDARTLARI  
VW - AUDI NORMALIEN

13

SPRINGS  
YAYLAR  
FEDERN

14

OTHER COMPONENTS  
DİĞER MALZEMELER  
ANDERE KOMPONENTE

15

TECHNICAL DATA  
TEKNİK BİLGİ  
TECHNISCHE INFORMATIONEN

## Index

Contents	Page	Contents	Page
 <p>E24.51.930.G Balance Block Dengeleme Bloğu Distanzstück</p>	10.7	 <p>E24.52.105.G Toe Clamp Burç Tutucu Haltestück</p>	10.10
 <p>E24.51.930.G Stop Block Stoplama Bloğu Abstandsblock</p>	10.7	 <p>E24.52.105.G Guide Bushes with collar, self-lubricating Faturalı Grafitli Kılavuz Burçlar Führungsbuchsen mit Bund</p>	10.11
 <p>E24.52.105.G Guide Post Kılavuz Kolonlar Führungssäule</p>	10.8	 <p>E24.52.105.G Toe Clamp Burç Tutucu Haltestück</p>	10.11
 <p>E24.52.105.G Flange for Median Retaining Column Kolon Tutucu Flaşlar Haltestück für Führungssäule</p>	10.8	 <p>E24.52.305.G Toe Clamp Burç Tutucu Haltestück</p>	10.11
 <p>E24.52.105.G Flange for Median Retaining Bushes Kolon Tutucu Flaşlar Haltestück für Führungssäule</p>	10.9	 <p>E24.52.504.G Wear Plates with Oil Groove Yağlama Kanallı Çelik Kılavuz Plakalar Gleitplatten, Stahl mit Ölschmiernut</p>	10.12
 <p>E24.52.105.G Guide Bushes with collar, self-lubricating Faturalı Grafitli Kılavuz Burçlar Führungsbuchsen mit Bund</p>	10.9	 <p>E24.52.504.G Wear Plates, self-lubricating Grafitli Bronz Kılavuz Plakalar Gleitplatte Bronze mit Festschmierstoff</p>	10.13
 <p>E24.52.105.G Guide Post Kılavuz Kolonlar Führungssäule</p>	10.10	 <p>E24.52.504.G Wear Plates, self-lubricating VDI 3357 Grafitli Bronz Kılavuz Plakalar VDI 3357 Gleitplatte Bronze mit Festschmierstoff VDI 3357</p>	10.14

## Index

Contents	Page	Contents	Page
 <p>E24.52.504.G Wear Plates, steel VDI 3357 Çelik Kılavuz Plakalar VDI 3357 Gleitplatte Stahl VDI 3357</p>	10.15	 <p>E24.52.512.G Wear Plates with Oil Groove Yağlama Kanallı Çelik Kılavuz Plakalar Gleitplatten, Stahl mit Ölschmiernut</p>	10.22
 <p>E24.52.504.G Wear Plates, self-lubricating VDI 3357 Grafitli Bronz Kılavuz Plakalar VDI 3357 Gleitplatte Bronze mit Festschmierstoff VDI 3357</p>	10.16	 <p>E24.52.512.G "V" Driver, steel Çelik Kılavuz "V" Plakalar Prismenführung, Stahl</p>	10.23
 <p>E24.52.504.G Wear Plates, steel VDI 3357 Grafitli Çelik Kılavuz Plakalar VDI 3357 Gleitplatte Stahl VDI 3357</p>	10.17	 <p>E24.52.512.G Angular Slide Plates, steel and oil groove Yağlama Kanallı Çelik Kılavuz Plakalar Prismenführung, Stahl mit Ölschmiernut</p>	10.24
 <p>E24.52.512.G Wear Plates with Oil Groove Yağlama Kanallı Çelik Kılavuz Plakalar Gleitplatten, Stahl mit Ölschmiernut</p>	10.18	 <p>E24.52.512.G Angular Slide Plates, steel and oil groove Yağlama Kanallı Çelik Kılavuz Plakalar Prismenführung, Stahl mit Ölschmiernut</p>	10.25
 <p>E24.52.512.G Wear Plates with Oil Groove Yağlama Kanallı Çelik Kılavuz Plakalar Gleitplatten, Stahl mit Ölschmiernut</p>	10.19	 <p>E24.52.512.G Wear Plates, steel Çelik Kılavuz Plakalar Gleitplatte, Stahl</p>	10.26
 <p>E24.52.512.G Wear Plates with Oil Groove Yağlama Kanallı Çelik Kılavuz Plakalar Gleitplatten, Stahl mit Ölschmiernut</p>	10.20	 <p>E24.52.535.G "V" Driver, self-lubricating Bronz Grafitli "V" Bloklar Prismenführungen Bronze mit Festschmierstoff</p>	10.27
 <p>E24.52.512.G Wear Plates with Oil Groove Yağlama Kanallı Çelik Kılavuz Plakalar Gleitplatten, Stahl mit Ölschmiernut</p>	10.21	 <p>E24.52.535.G "V" Driver, steel "V" Bloklar, çelik Prismenführung, stahl</p>	10.28


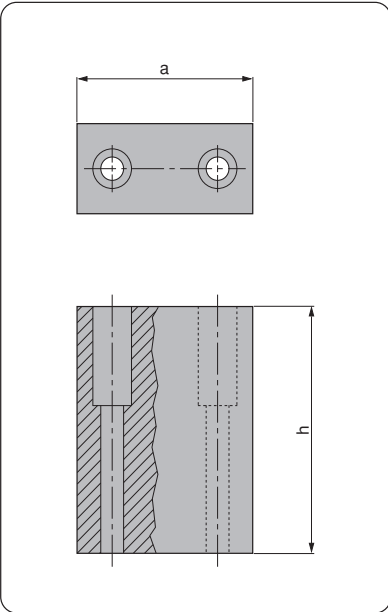
**Index**

Contents	Page	Contents	Page
 <p>E24.52.535.G Angular Slide Plates, steel Çelik Kılavuz Plakalar Prismenführung, stahl</p>	10.29	 <p>E24.54.420.G Elastomer Cap Poliüretan Tıpa Elastomerdruckstück</p>	10.34
 <p>E24.52.535.G Angular Slide Plates, self-lubricating Grafitli Bronz Kılavuz Plakalar Prismenführung, Bronze mit Festschmierstoff</p>	10.30	 <p>E24.54.445.G Elastomer Springs Poliüretan Yaylar Elastomerfeder</p>	10.35
 <p>E24.52.535.G Wear Plates, self-lubricating Grafitli Bronz Kılavuz Plakalar Gleitplatte Bronze mit Festschmierstoff</p>	10.31	 <p>E24.54.445.G Plastic Stripper for Blanking Dies Elastomer Sıyırıcılar Abstreifer für Platinenschnitte</p>	10.35
 <p>E24.52.540.G Distance Plates, steel Çelik Altık Plakaları Höhenausgleich für Gleiplatte</p>	10.32	 <p>E24.55.265.G Shock Absorber for Pad Retainer Pins Emniyet Pimleri İçin Amortisör Vulkolonlar Halteelement</p>	10.36
 <p>E24.53.920.G Punch Stripper Zimba Sıyırıcılar Präzisions Abstreifer</p>	10.33	 <p>E24.55.265.G Pad Retainer Pins Emniyet Pimleri Steckbolzen</p>	10.36
 <p>E24.54.410.G Elastomer Springs Poliüretan Yaylar Elastomerfeder</p>	10.33	 <p>E24.55.410.G Spring Spacer Units Stoplama Civataları Retainer Bolt</p>	10.37
 <p>E24.54.410.G Pin for Elastomer Springs Elastomer Yaylar İçin Sabitleme Pimleri Aufnahmebolzen</p>	10.34	 <p>E24.56.200.G Gage Mekanik Dayamalar Einweiser</p>	10.37

## Index

Contents	Page	Contents	Page
 <p>E24.56.630.G Kama Key Passfeder</p>	10.38	 <p>E24.64.100.G Stamp Retainer Zimba Tutucu Halteplatte</p>	10.42
 <p>E24.56.700.G Locating Cone Konik Merkezleme Üniteleri Kegeldistanz</p>	10.39	 <p>E24.64.100.G Backing Plate Zimba Destek Plakası Druck Platte</p>	10.42
 <p>E24.57.370.G Sleeve Bilyalı Yatak Führungseinheit</p>	10.39	 <p>E24.64.105.G Visual Locator Punch Konum İz Zımbası Endkontrollstempel</p>	10.43
 <p>E24.57.370.G Coupling Clamp Sabitleme Kelepçeleri Befestigungselement</p>	10.40	 <p>E24.65.000.G Lifting Pins Taşıma Milleri Tragbolzen Mit Fallringsicherung</p>	10.43
 <p>E24.57.370.G Guide Post Kılavuz Pim Führungssäule</p>	10.40		
 <p>E24.57.370.G Bracket Braket Halterung</p>	10.41		
 <p>E24.57.900.G Stainless Steel Embossed Sheet Kabartmalı Çapak Kaydırma Plakası Geprägt Scheiße</p>	10.41		

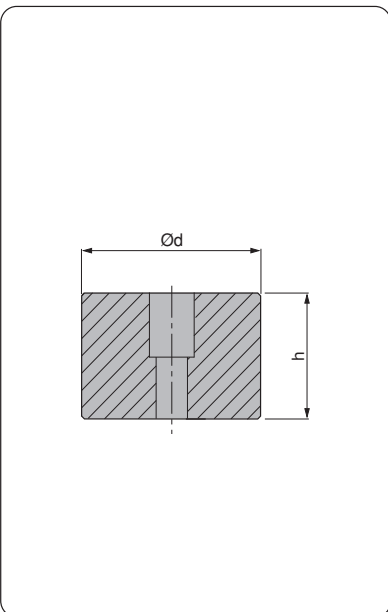
PSA Code	a	h
A 699 101 605	80	55
A 699 101 804	110	55
J 859 912 001	80	101
J 856 750 087	110	137



Material :  
CK45

PSA CODE: E24.51.930.G

PSA Code	d	h
N 001 107 801	40	20
N 001 107 798	70	30

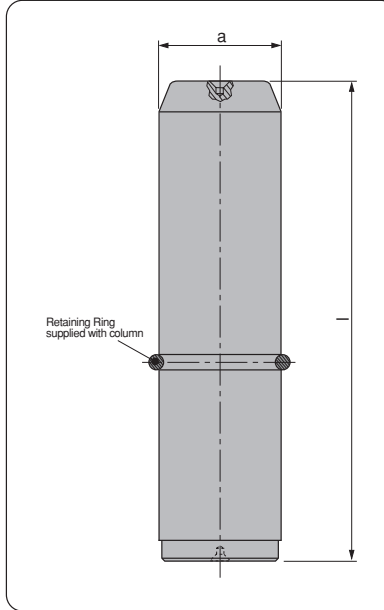


Material :  
25CrMo4

PSA CODE: E24.51.930.G




Material :  
CK45  
Surface hardened.

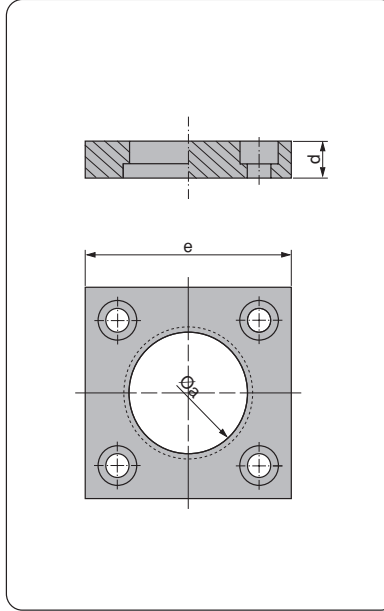


PSA Code	a	l
Z 000 115 378	25	100
Z 000 495 749	25	125
Z 000 306 386	32	125
Z 000 325 846	32	220
P 446 117 470	40	180
P 446 117 401	40	200
P 446 117 476	40	220
P 446 118 170	50	220
P 446 118 174	50	250
P 446 118 101	50	280
P 446 118 701	63	250
P 446 118 702	63	315
P 446 119 200	80	315
P 446 119 270	80	355

PSA CODE:E24.52.105.G



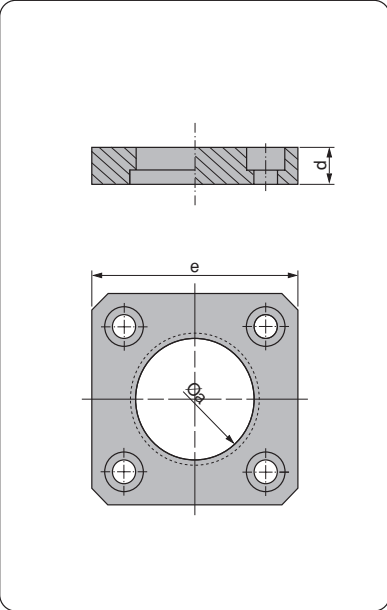
Material :  
CK45



PSA Code	a	d	e
Z 000 248 844	25	10	45
P 446 932 711	32	10	56
P 446 932 701	40	12	70
P 446 932 702	50	14	80
P 446 932 703	63	18	100
P 446 932 704	80	20	110

PSA CODE:E24.52.105.G

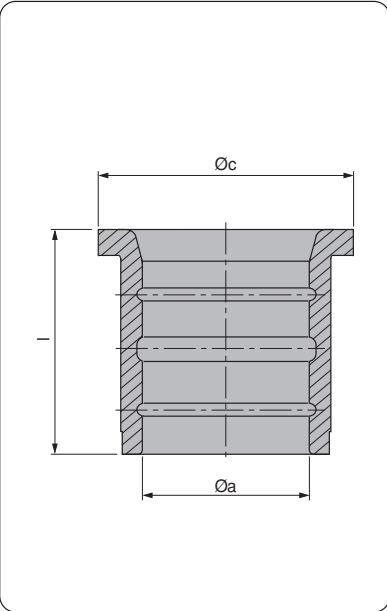
PSA Code	a	c	d
P 446 932 719	50	75	12
P 446 932 720	60	85	16
P 446 932 721	80	100	16
P 446 932 722	100	117	20



Material :  
CK45

PSA CODE:E24.52.105.G

PSA Code	a	c	l
P 405 336 470	20	32	32
P 406 107 070	25	40	40
P 406 827 770	32	50	50
P 407 508 271	40	60	63
P 408 178 770	50	71	80
P 408 749 371	63	90	100
P 409 309 872	80	112	125



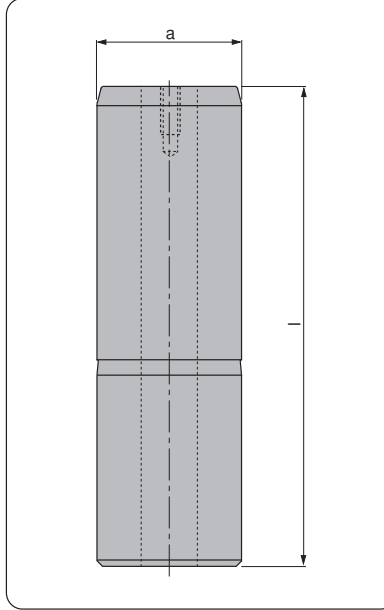
Material :  
Bronze  
HB ≥ 190

PSA CODE:E24.52.105.G





Material :  
CK45  
Surface hardened.

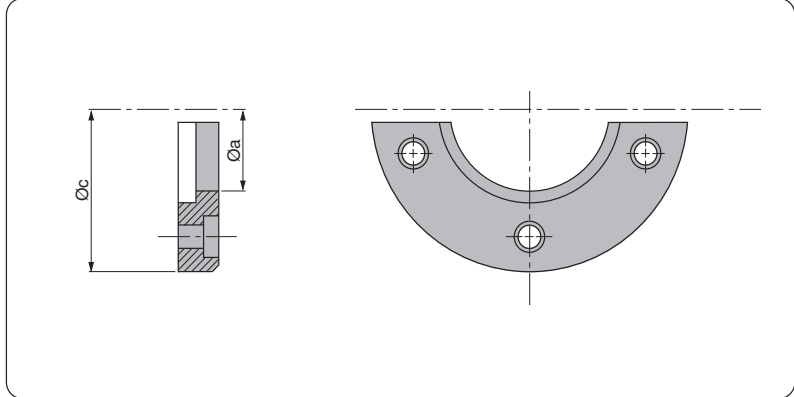


PSA Code	a	l
N 000 622 562	100	280
N 000 829 460	100	250
Z 000 508 424	100	315
Z 000 499 647	100	355
Z 000 508 422	100	400
N 000 643 539	125	315
N 000 527 148	125	355
Z 000 499 648	125	400
Z 000 508 423	125	450

PSA CODE:E24.52.105.G



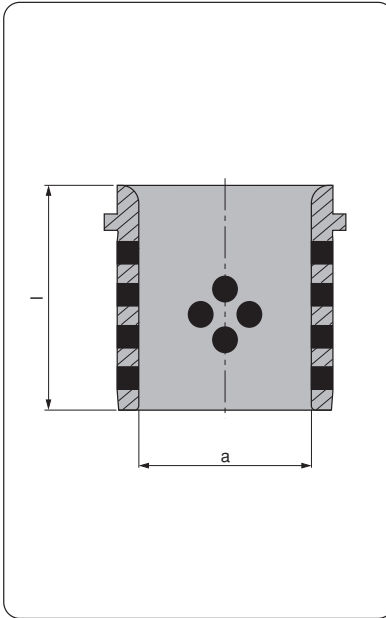
Material :  
CK45



PSA Code	Guide Post Ø	a	c
Z 000 289 474	25	32	72
P 446 932 717	32	40	80

PSA CODE:E24.52.105.G

PSA Code	a	l
Z 000 499 644	100	125
Z 000 499 646	125	160


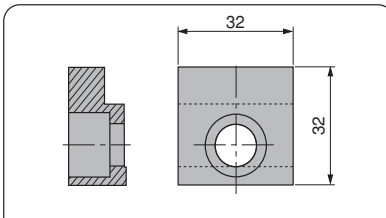


Material :  
Bronze with Non-Liquid Lubricant  
HB ≥ 190

Direction of Motion

PSA CODE:E24.52.105.G


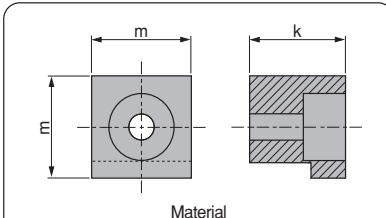
PSA Code
Z 000 263 005



Material  
1.0503 (C45)

PSA CODE:E24.52.105.G

PSA Code	k	m
P 446 932 706	9	18
P 446 932 708	11	22
P 446 932 709	18	26

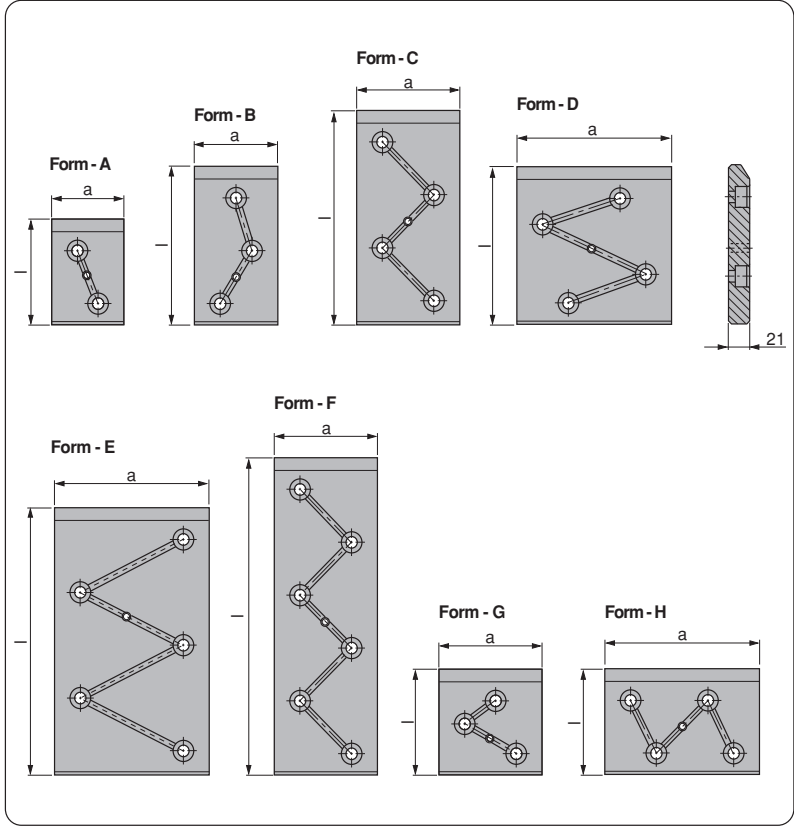


Material  
1.0503 (C45)

PSA CODE:E24.52.305.G


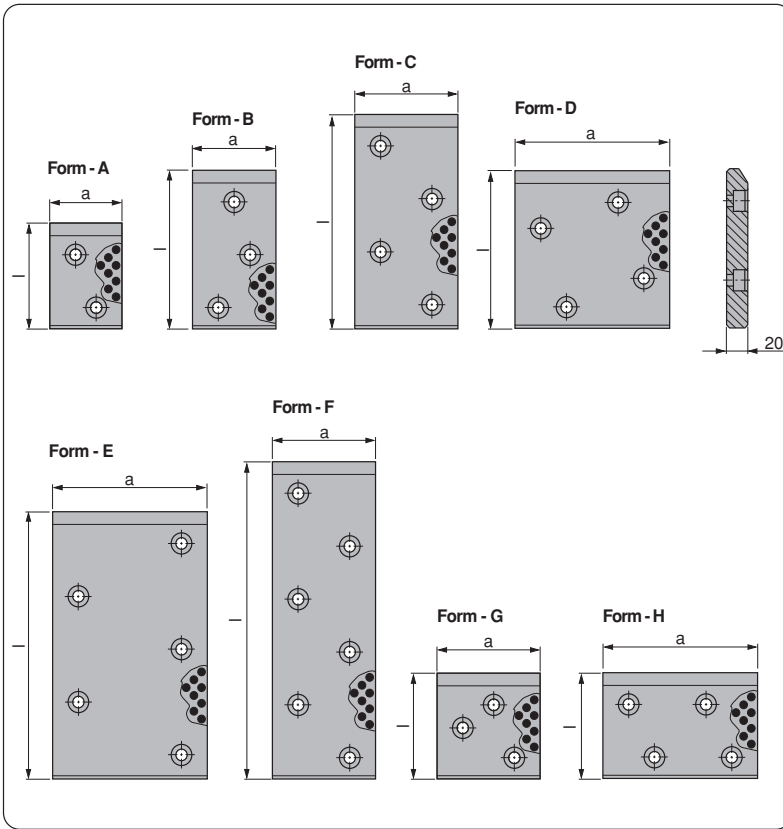


Material :  
18NiCr5-4  
Hardened  
HRC 58 ÷ 60



**PSA CODE: E24.52.504.G**

PSA Code	Form	a	l
Z 000 166 213	A	70	100
P 446 626 558	B	70	150
P 446 627 059	C	70	200
P 446 625 855	G	100	100
P 446 626 559	C	100	150
P 446 627 060	C	100	200
P 446 627 454	E	100	250
P 446 627 754	F	100	300
P 446 626 560	H	150	100
P 446 626 561	D	150	150
P 446 627 061	C	150	200
P 446 627 455	E	150	250
P 446 627 755	F	150	300
Z 000 166 220	H	200	100




Material :  
Bronze with Non-Liquid Lubricant  
HB ≥ 190

Direction of Motion



**PSA CODE: E24.52.504.G**

PSA Code	Form	a	l
Z 000 166 214	A	70	100
Z 000 166 216	B	70	150
Z 000 166 221	C	70	200
Z 000 166 215	G	100	100
Z 000 166 217	C	100	150
Z 000 166 222	C	100	200
Z 000 166 225	E	100	250
Z 000 166 227	F	100	300
Z 000 166 218	H	150	100
Z 000 166 219	D	150	150
Z 000 166 223	C	150	200
Z 000 166 226	E	150	250
Z 000 166 228	F	150	300
Z 000 166 224	H	200	100



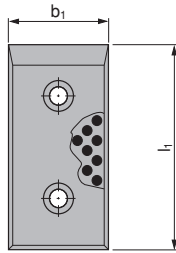
Material :  
Bronze with Non-Liquid Lubricant  
HB ≥ 190

Direction of Motion

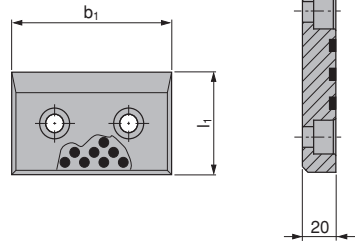


\*Not in accordance with VDI3357

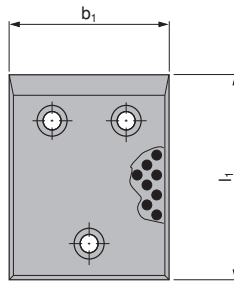
Form - A



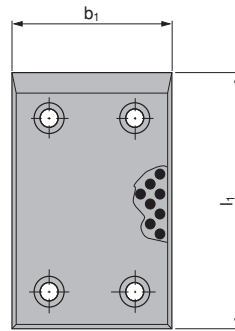
Form - C



Form - B



Form - D

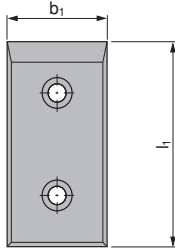


PSA CODE: E24.52.504.G

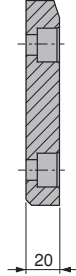
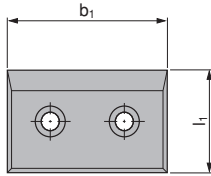
Code	Form	b <sub>1</sub>	l <sub>1</sub>
N 001 337 331	A	50	80
N 001 275 075	A	50	100
N 001 275 076	A	50	125
N 001 275 095	A	50	160
N 001 275 096	A	50	200
N 001 334 791	C	80	50
N 001 337 333	A	80	80
N 001 275 115	A	80	100
N 001 275 135	A	80	125
N 001 275 136	A	80	160
N 001 275 137	A	80	200
N 001 275 138	C	100	50
N 001 275 139	C	100	80
N 001 275 155	A	100	100
N 001 275 156	A	100	125
N 001 275 175	A	100	160
N 001 275 176	A	100	200
N 001 275 436*	D	100	250
N 001 275 195	C	125	80
N 001 275 215	B	125	100
N 001 275 235	B	125	125

Code	Form	b <sub>1</sub>	l <sub>1</sub>
N 001 275 236	B	125	160
N 001 275 255	B	125	200
N 001 275 256	B	125	100
N 001 275 257	B	160	125
N 001 275 295	B	160	160
N 001 275 437*	D	160	200
N 001 275 438*	D	160	250
N 001 275 278*	D	160	300

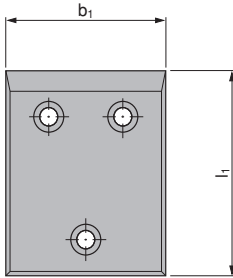
Form - A



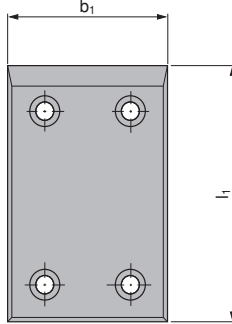
Form - C



Form - B



Form - D



Material :  
16MnCr5  
Hardened  
HRC 58 ÷ 60

Direction of Motion

\*Not in accordance with VDI3357

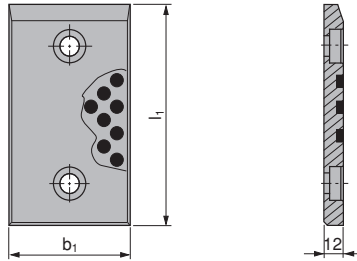

PSA CODE:E24.52.504.G

Code	Form	b <sub>1</sub>	l <sub>1</sub>
N 001 337 327	A	50	80
N 001 275 495	A	50	100
N 001 275 496	A	50	125
N 001 275 497	A	50	160
N 001 275 515	A	50	200
N 001 334 794	C	80	50
N 001 337 329	A	80	80
N 001 275 535	A	80	100
N 001 275 536	A	80	125
N 001 275 537	A	80	160
N 001 275 555	A	80	200
N 001 275 575	C	100	50
N 001 275 595	C	100	80
N 001 275 615	A	100	100
N 001 275 616	A	100	125
N 001 275 617	A	100	160
N 001 275 618	A	100	200
N 001 276 057*	D	100	250
N 001 275 635	C	125	80
N 001 275 655	B	125	100
N 001 275 656	B	125	125

Code	Form	b <sub>1</sub>	l <sub>1</sub>
N 001 275 675	B	125	160
N 001 275 676	B	125	200
N 001 275 677	B	125	100
N 001 275 695	B	160	125
N 001 275 696	B	160	160
N 001 276 058*	D	160	200
N 001 276 059*	D	160	250
N 001 275 735*	D	160	300

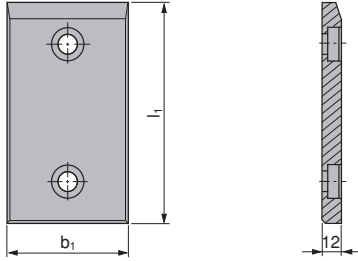


Material :  
Bronze with Non-Liquid Lubricant  
HB ≥ 190



**PSA CODE: E24.52.504.G**

Code	b <sub>1</sub>	l <sub>1</sub>
N 001 276 835	30	80
N 001 276 896	30	100
N 001 276 936	30	125
N 001 276 941	30	160
N 001 278 396	30	200
N 001 276 836	40	80
N 001 276 897	40	100
N 001 276 937	40	125
N 001 278 315	40	160
N 001 278 415	40	200
N 001 276 855	50	80
N 001 276 915	50	100
N 001 276 938	50	125
N 001 278 335	50	160
N 001 278 435	50	200
N 001 276 875	60	80
N 001 276 916	60	100
N 001 276 939	60	125
N 001 278 355	60	160
N 001 278 455	60	200
N 001 276 895	80	80
N 001 276 935	80	100
N 001 276 940	80	125
N 001 278 375	80	160
N 001 278 475	80	200



Material :  
16MnCr5  
Hardened  
HRC 58 ÷ 60

Direction of Motion



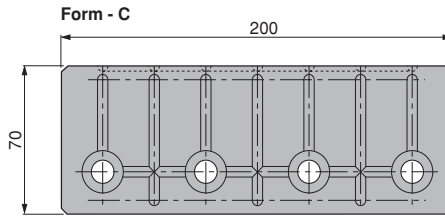
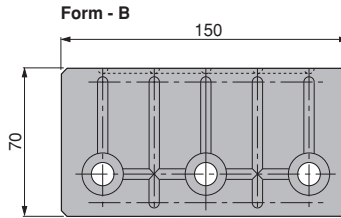
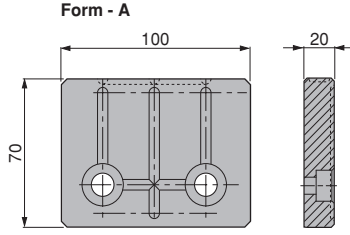
PSA CODE:E24.52.504.G

Code	b <sub>1</sub>	l <sub>1</sub>
N 001 278 535	30	80
N 001 278 635	30	100
N 001 278 895	30	125
N 001 279 015	30	160
N 001 279 057	30	200
N 001 278 555	40	80
N 001 278 655	40	100
N 001 278 915	40	125
N 001 279 035	40	160
N 001 279 075	40	200
N 001 278 575	50	80
N 001 278 815	50	100
N 001 278 935	50	125
N 001 279 036	50	160
N 001 279 076	50	200
N 001 278 595	60	80
N 001 278 855	60	100
N 001 278 936	60	125
N 001 279 055	60	160
N 001 279 095	60	200
N 001 278 615	80	80
N 001 278 875	80	100
N 001 278 997	80	125
N 001 279 056	80	160
N 001 279 115	80	200





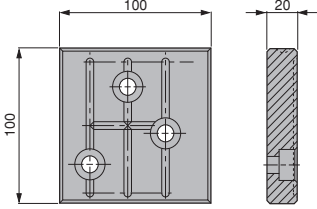
Material :  
X38CrMoV5-1 T6 / T8-2  
Hardened  
HRC : 52 -54



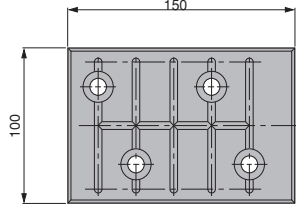
**PSA CODE: E24.52.512.G**

PSA Code	Form
G 859 220 071	A
G 859 220 072	B
G 859 220 073	C

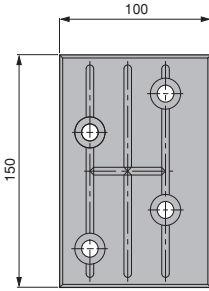
Form - A



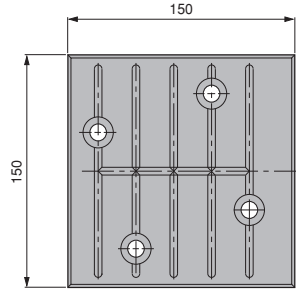
Form - B



Form - C



Form - D



Material :  
X38CrMoV5-1 T6 / T8-2  
Hardened  
HRC : 52 -54

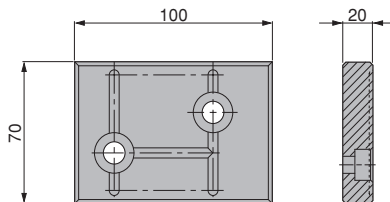
**PSA CODE: E24.52.512.G**

PSA Code	Form
G 859 220 043	B
G 859 220 044	A
G 859 220 047	D
G 859 220 048	C

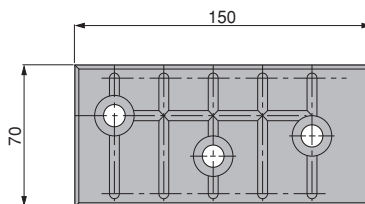


Material :  
X38CrMoV5-1 T6 / T8-2  
Hardened  
HRC : 52 -54

Form - A

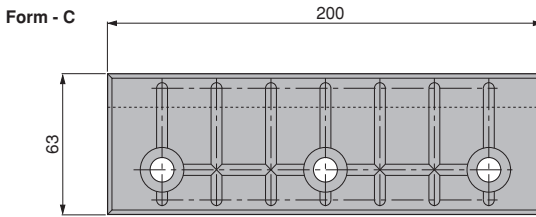
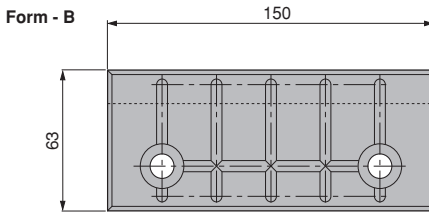
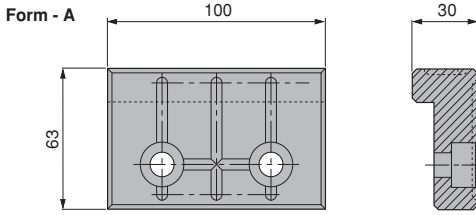


Form - B



PSA CODE:E24.52.512.G

PSA Code	Form
G 859 220 051	B
G 859 220 052	A



Material :  
X38CrMoV5-1 T6 / T8-2  
Hardened  
HRC : 52 -54

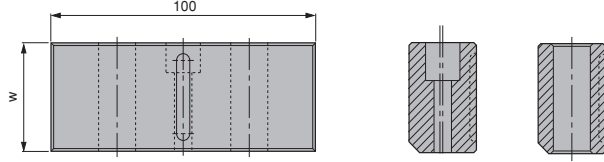
PSA CODE:E24.52.512.G

PSA Code	Form
G 859 220 053	A
G 859 220 054	B
G 859 220 055	C

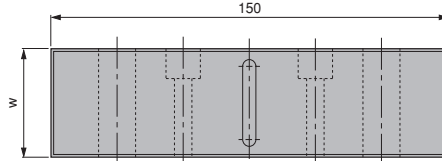


Material :  
X38CrMoV5-1 T6 / T8-2  
Hardened  
HRC : 52 -54

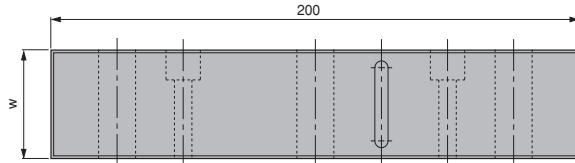
**Form - A**



**Form - B**



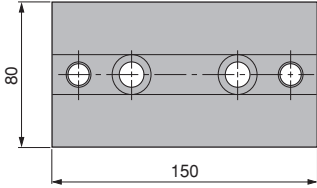
**Form - C**



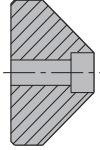
**PSA CODE: E24.52.512.G**

PSA Code	Form	w
G 859 220 065	A	40
G 859 220 066	B	40
G 859 220 067	C	40
G 859 220 059	A	65
G 859 220 060	B	65
G 859 220 061	C	65

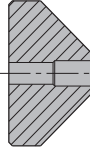
**Form - A**



Screw Holes

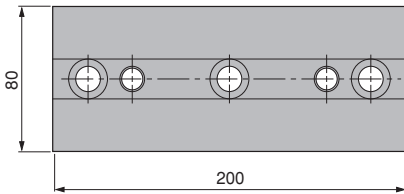


Pin Holes



Material :  
 X38CrMoV5-1 T6 / T8-2  
 Hardened  
 HRC : 52 -54

**Form - B**



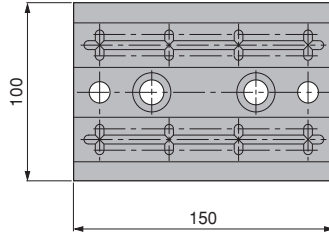
**PSA CODE:E24.52.512.G**

PSA Code	Form
G 859 220 134	A
G 859 220 135	B

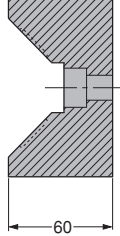


Material :  
X38CrMoV5-1 T6 / T8-2  
Hardened  
HRC : 52 -54

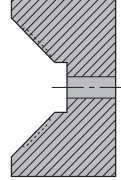
**Form - A**



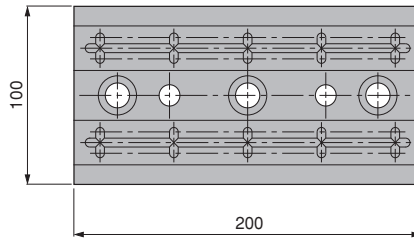
Screw Holes



Pin Holes



**Form - B**



**PSA CODE:E24.52.512.G**

PSA Code

Form

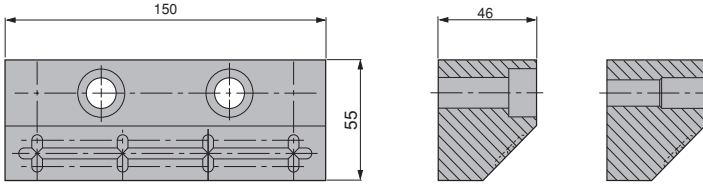
G 859 220 138

A

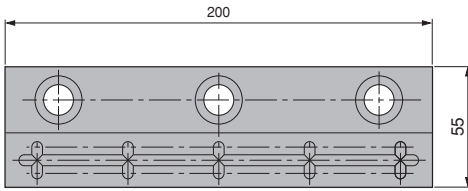
G 859 220 139

B

Form - A



Form - B



Material :  
X38CrMoV5-1 T6 / T8-2  
Hardened  
HRC : 52 -54

PSA CODE: E24.52.512.G

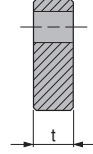
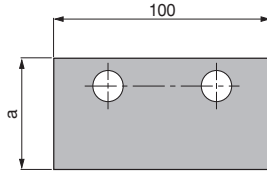
PSA Code	Form
G 859 220 146	A
G 859 220 147	B



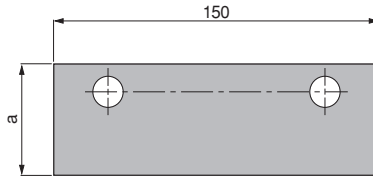


Material :  
18NiCr5-4 T8.1  
Hardened  
HRC 59 ± 61

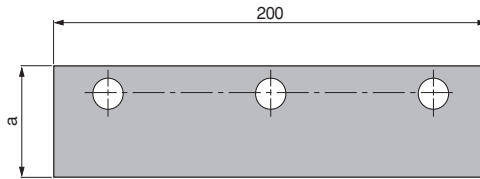
Form - A



Form - B

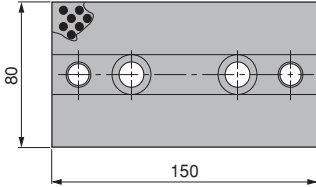


Form - C

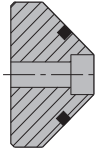


PSA CODE:E24.52.512.G

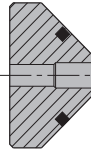
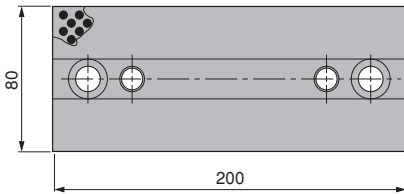
PSA Code	Form	a	t
Z 000 199 563	A	50	15
Z 000 199 567	B	50	15
Z 000 199 573	C	50	15
Z 000 199 564	A	70	25
Z 000 199 571	B	70	25
Z 000 199 575	C	70	25

**Form - A**


Screw Holes



Pin Holes


**Form - B**


Material :  
 Bronze with Non-Liquid Lubricant  
 HB  $\geq$  190

Direction of Motion

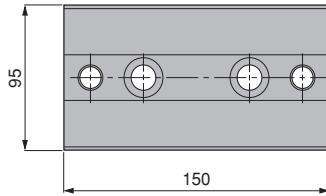
**PSA CODE:E24.52.535.G**

PSA Code	Form
G 859 220 122	A
G 859 220 123	B

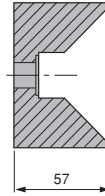


Material :  
18NiCr5-4 T8  
Hardened  
HRC 58 - 60

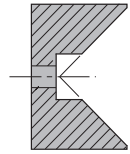
Form - A



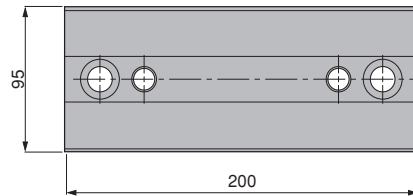
Screw Holes



Pin Holes



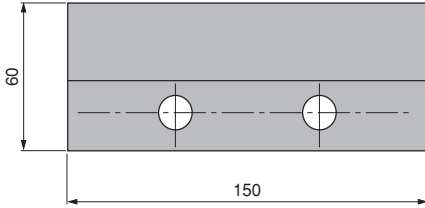
Form - B



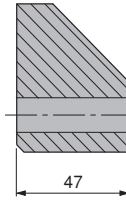
**PSA CODE:E24.52.535.G**

PSA Code	Form
G 859 220 100	A
G 859 220 101	B

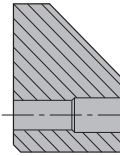
Form - A



Screw Holes

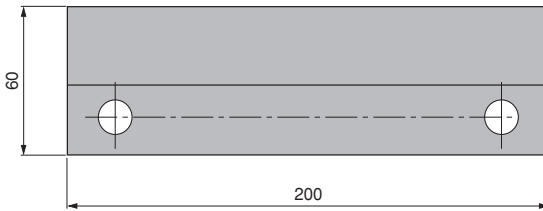


Pin Holes




Material :  
18NiCr5-4 T8  
Hardened  
HRC 58 - 60

Form - B

**PSA CODE:E24.52.535.G**

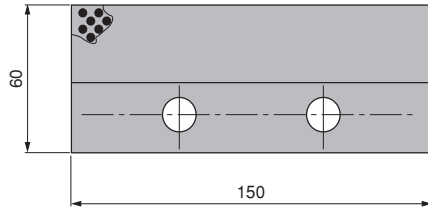
PSA Code	Form
G 859 220 108	A
G 859 220 109	B



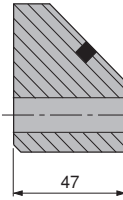
Material :  
Bronze with Non-Liquid Lubricant  
HB ≥ 190

Direction of Motion ← ● →

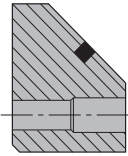
Form - A



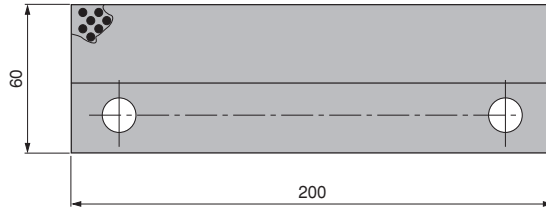
Screw Holes



Pin Holes

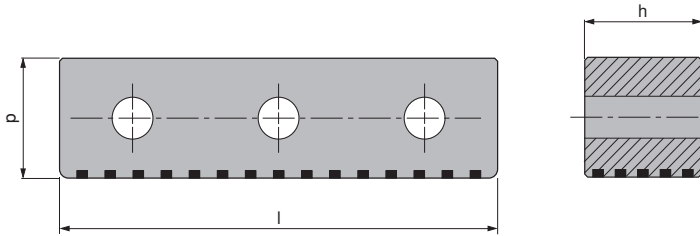


Form - B



**PSA CODE:**E24.52.535.G

PSA Code	Form
G 859 220 130	A
G 859 220 131	B



Material :  
Bronze with Non-Liquid Lubricant  
HB ≥ 190

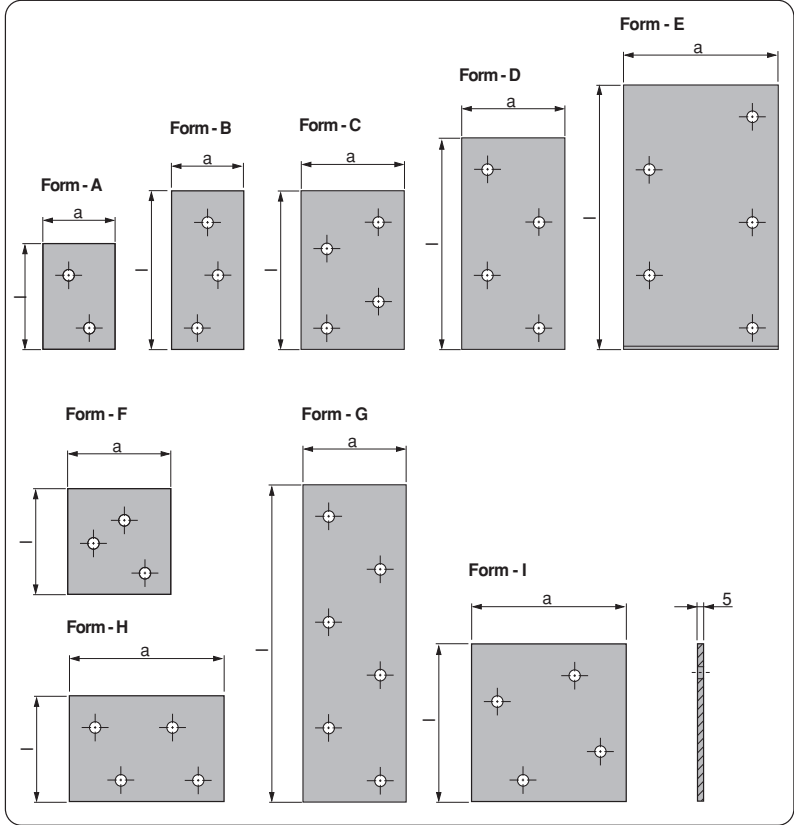
Direction of Motion ← ● →

**PSA CODE:E24.52.535.G**

PSA Code	l	p	h
Z 000 499 609	150	50	60
Z 000 499 610	200	50	60
N 000 467 312	150	40	40
N 000 467 313	200	40	40

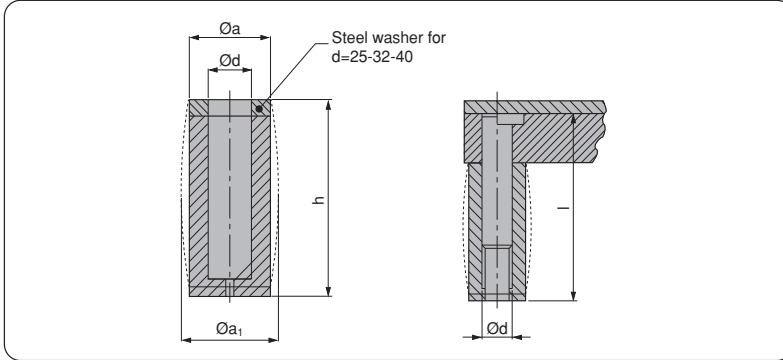


Material :  
St 37



PSA CODE:E24.52.540.G

PSA Code	Form	a	l
P446 935 710	A	70	100
P446 935 711	B	70	150
P446 935 712	D	70	200
P446 935 713	F	100	100
P446 935 714	C	100	150
P446 935 715	D	100	200
P446 935 716	E	100	250
P446 935 717	G	100	300
P446 935 718	H	150	100
P446 935 719	I	150	150
P446 935 720	D	150	200
P446 935 721	E	150	250
P446 935 722	G	150	300
P446 935 723	I	200	100

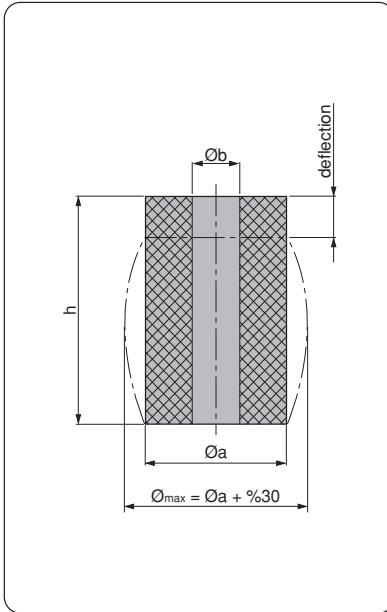


Material :  
Urelast 90 Shore A

PSA CODE:E24.53.920.G

PSA Code	d	l	a	h
P399 341 508	8	71	21	48,5
P399 341 503	10	71	23	48,5
P399 341 504	13	71	26	48,5
P399 341 505	16	71	30	48,5
P399 341 506	20	71	38	48,5
Z000 173 577	25	71	48	48,5
Z000 166 048	32	71	55	48,5
Z000 166 049	40	71	63	48,5

PSA Code	a	b	h
X 346 552 172	16	6,5	20
X 346 552 171	16	6,5	25
X 346 552 670	20	8,5	25
X 346 552 671	20	8,5	32
Z 000 163 267	25	10,5	20
X 346 553 173	25	10,5	32
Z 000 163 268	32	13,5	40
Z 000 163 783	40	13,5	32
X 346 553 871	40	13,5	63
X 346 554 700	50	17	40
X 346 554 772	50	17	50
X 346 554 770	50	17	80
X 346 554 703	50	17	100
Z 000 163 269	63	17	40
Z 000 163 270	63	17	50
X 346 555 572	80	21	50
Z 000 163 271	80	21	100
X 346 555 570	80	21	125
X 346 555 372	100	21	80
X 346 555 373	100	21	100
X 346 555 578	100	21	125
Z 000 163 272	125	27	100
X 346 556 305	125	27	160



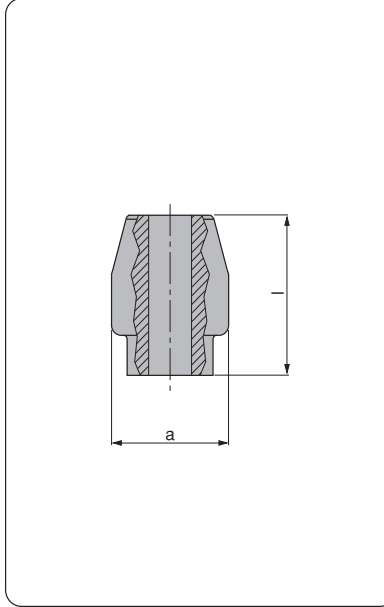
Material :  
Polyurethane 90 Shore A

PSA CODE:E24.54.410.G





Material :  
CK45

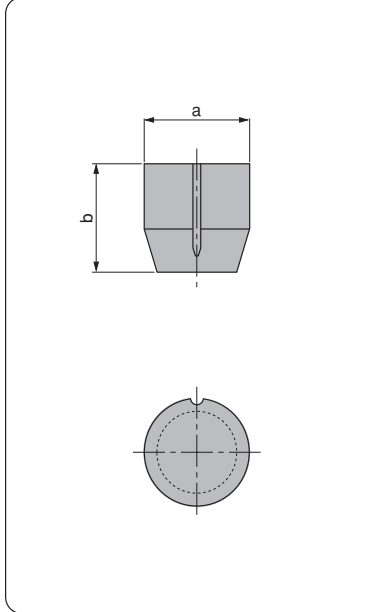


PSA Code	a	l
G 859 699 010	25	35
G 859 699 005	30	40
G 859 699 002	38	42

PSA CODE:E24.54.410.G



Material :  
Polyurethane 90 Sh

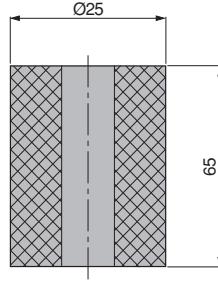


PSA Code	a	b
P399 341 500	6	9,5
P399 341 501	10	15,5
P399 341 502	16	25
P399 341 700	24	25

PSA CODE:E24.54.420.G


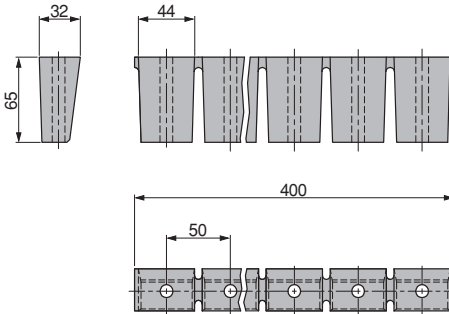
PSA Code

Z 000 151 239



Material :  
Polyurethane 92 Sh

PSA CODE:E24.54.445.G



Material :  
Polyurethane 92 Sh

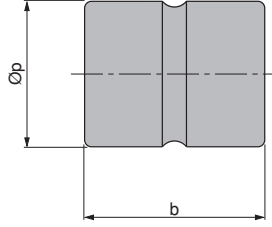
PSA Code

X 346 538 770

PSA CODE:E24.54.445.G



Material :  
Polyurethane 92 Sh

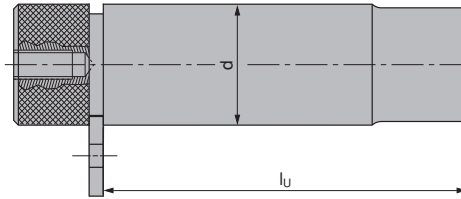


PSA Code	b	p
Z 000 404 675	45	25
Z 000 404 676	50	32
X 346 563 970	60	40
Z 000 404 677	70	50
X 346 564 970	80	63
Z 000 404 678	90	80

PSA CODE:E24.55.265.G

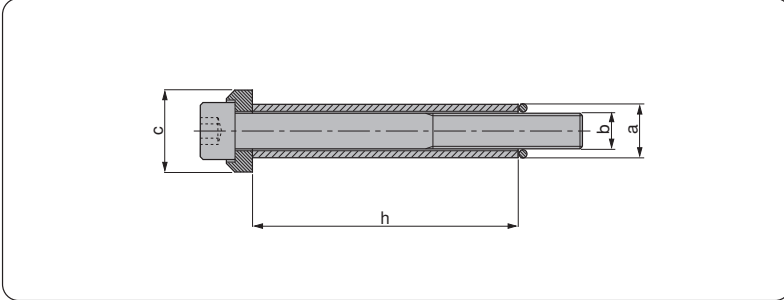


Material :  
CK45



PSA CODE:E24.55.265.G

PSA Code	lu	d
Z 000 400 337 81		20
Z 000 400 338 81		25
Z 000 400 339 98		25
Z 000 400 487 103		32
Z 000 400 342 148		32
Z 000 400 345 132		40
Z 000 400 346 192		40
Z 000 400 349 165		50
Z 000 400 350 220		50
Z 000 400 353 210		63
Z 000 400 354 250		63
Z 000 424 846 210		80



Material :  
Screw Steel class ISO 12.9 DIN 912

Washer  
Hardened and tempered steel,  
not ground

Tensile Strength  
Rm = 100 Kg/mm<sup>2</sup>

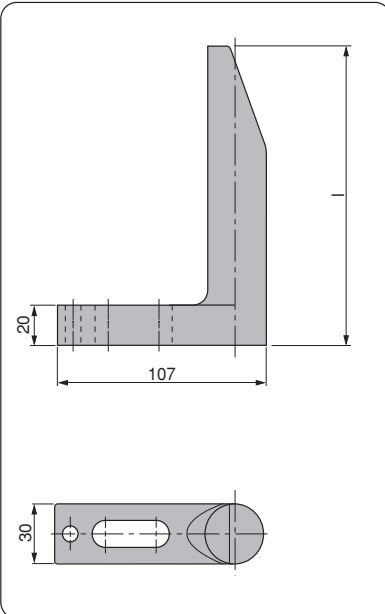
Sleeve  
Hardened, tempered and ground  
steel

Tensile Strength  
Rm = 120 -140 Kg/mm<sup>2</sup>

PSA Code	a	b	c	h
Z 000 213 160	12,5	M8	19	45
Z 000 213 268	12,5	M8	19	60
Z 000 213 161	15	M10	25	45
Z 000 213 162	15	M10	25	70
Z 000 213 163	17,5	M12	25	50
Z 000 213 166	17,5	M12	25	70
Z 000 213 167	23	M16	32	60
Z 000 213 168	23	M16	32	70
Z 000 213 169	23	M16	32	80

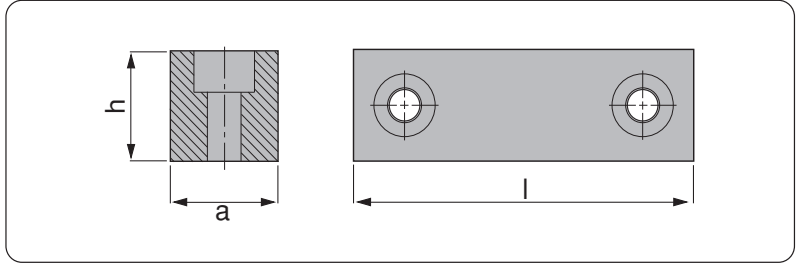
PSA CODE:E24.55.410.G

PSA Code	l
N 000 445 400	65
N 000 445 401	90
N 000 445 402	120
N 000 445 403	150
N 000 445 404	180
N 000 445 405	250



Material :  
CK45  
Hardened  
HRC 58 ± 60  
Forged

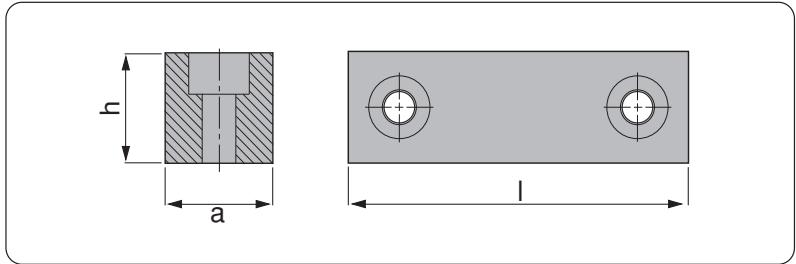
PSA CODE:E24.56.200.G



Material :  
CK45

PSA Code	a	h	l
J 859 623 004	25	25	75
J 859 623 014	32	32	75

PSA CODE:E24.56.630.G

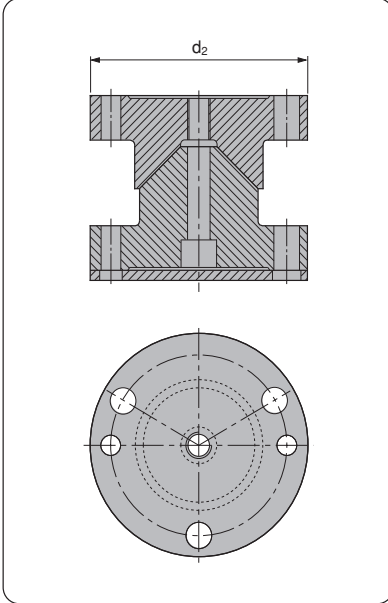


Material :  
16MnCr5  
Hardened  
HRC 60 + 62

PSA Code	a	h	l
N 001 327 511	45 h6	45	100
N 001 327 512	45 h6	45	200

PSA CODE:E24.56.630.G

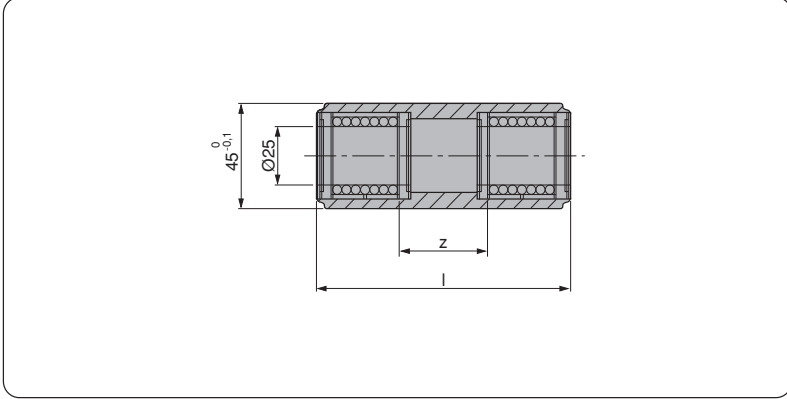
PSA Code	d <sub>2</sub>
Z 000 400 139	90
Z 000 400 140	110



Material :  
Locating Cone  
X155CrMoV12 T6  
Hardened  
HRc :56 - 58

Adjusting Washer  
100Cr6

PSA CODE:E24.56.700.G



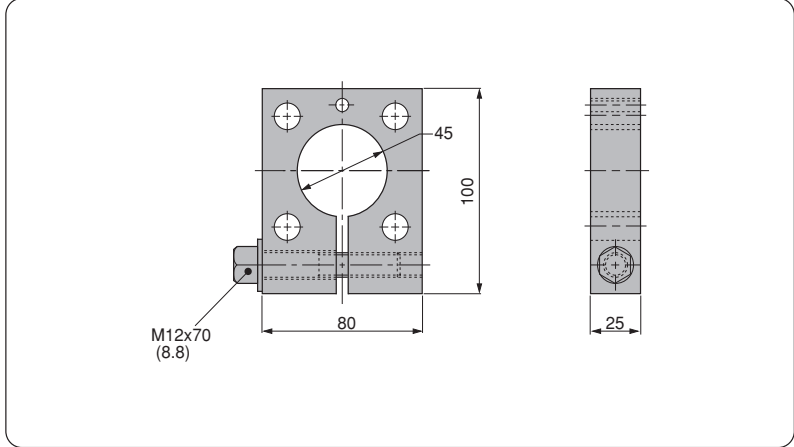
Material :  
Steel

PSA Code	l	z
P 446 905 005	112	32
P 446 905 006	200	120

PSA CODE:E24.57.370.G



Material :  
CK45



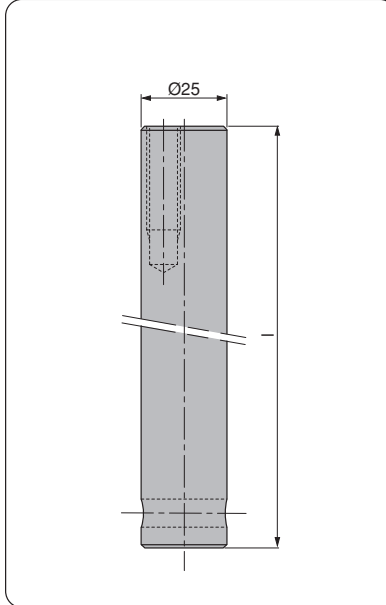
PSA Code

P 446 932 718

PSA CODE:E24.57.370.G



Material :  
16MnCr5  
Hardened  
HRC 60 ÷ 62



PSA Code

l

P 446 940 700	265
P 446 940 701	350
P 446 940 702	400
P 446 940 703	450
P 446 940 704	500

PSA CODE:E24.57.370.G

PSA Code

---

P 446 928 700

---



---



---



---



---



---



---



---



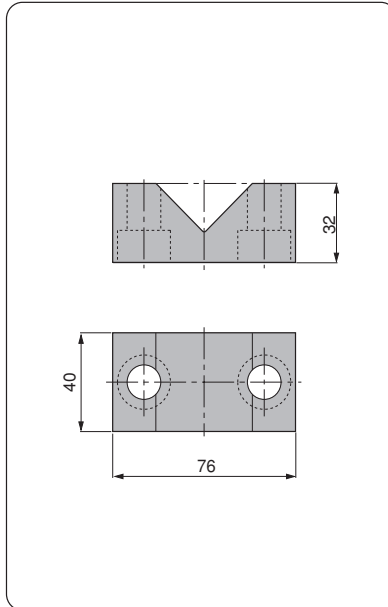
---



---


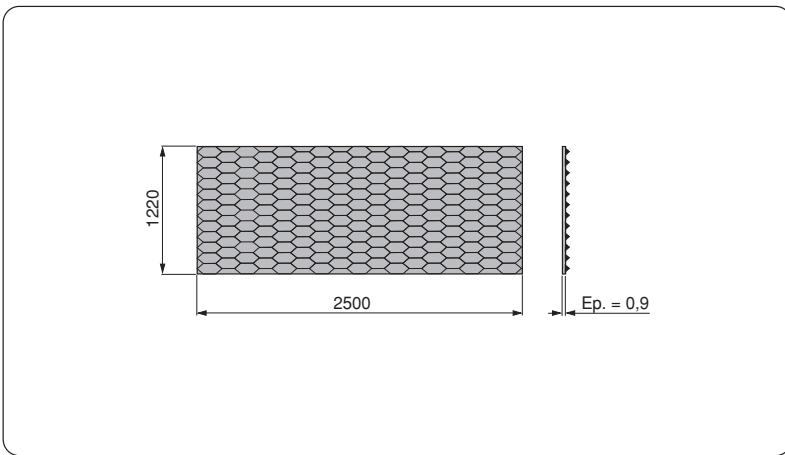


---



Material :  
CK45

PSA CODE:E24.57.370.G



Material :  
Stainless Steel

PSA Code

---

Z 000 166 439

---



---



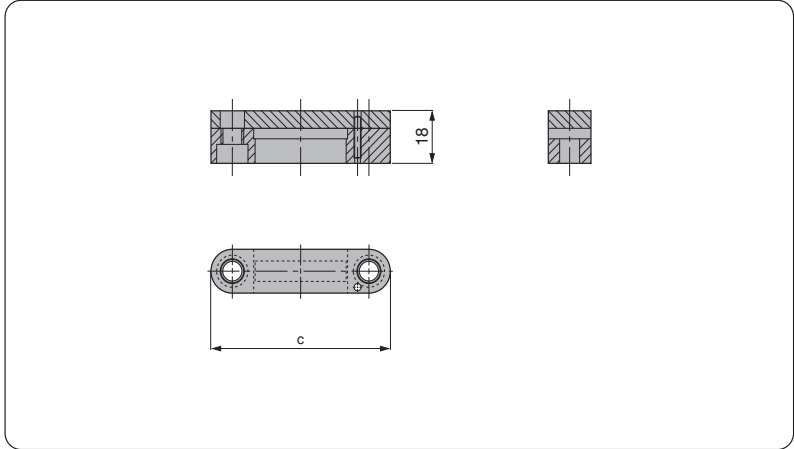
---

PSA CODE:E24.57.900.G





Material :  
CK45

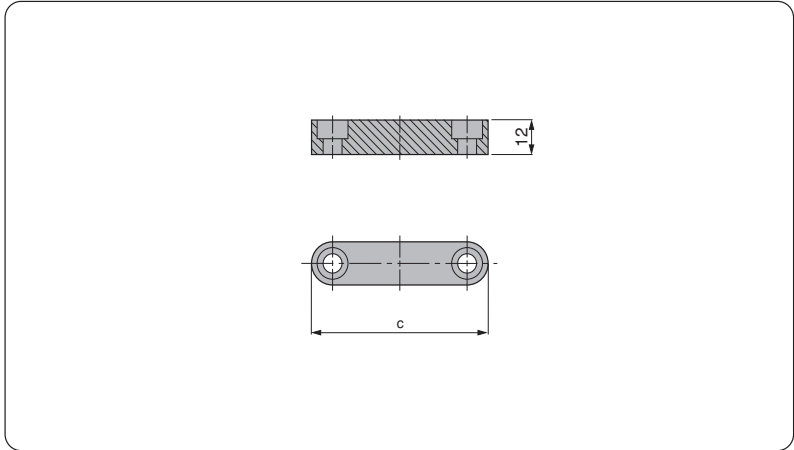


PSA Code	c	Number of Punch
P 399 391 701	47	4
N 000 467 867	55	6
P 399 391 702	63	8
P 399 391 703	71	10

PSA CODE:E24.64.100.G



Material :  
CK45

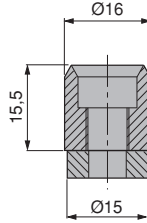


PSA Code	c	Number of Punch
Z 000 151 091	47	4
N 000 467 866	55	6
Z 000 151 092	63	8
Z 000 151 093	71	10

PSA CODE:E24.64.100.G

PSA Code


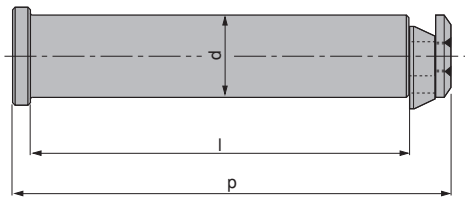
P785 283 005



Material :  
X153CrMoV12 T6  
Hardened  
HRC : 58 - 60

Washer  
Material :  
CK45

PSA CODE:E24.64.105.G



Material :  
St 52

**WARNING !**

For safety reasons, the weight of the tool has to be supported by just two lifting pins.

**Respect the max load**

**UYARI !**

Güvenlik nedeniyle kalıp ağırlığı iki adet taşıma piminin taşıyabileceği maksimum yük miktarını aşmamalıdır.

**Maksimum yükü göz ardı etmeyiniz**

**ACHTUNG !**

Aus Sicherheitsgründen achten Sie immer dass zwei Tragbolzen das gesamte Werkzeugs gewicht tragen müssen.

**Maximale Nutzlast beachten**

PSA Code	Max. Load (Kg)	Max. Die Weight (Kg)	d	l	p
P 953 254 770	6000	12000	32	132	154
P 953 255 870	9000	18000	40	170	197,75
P 953 256 670	14000	28000	50	212	247,50
P 953 257 470	22500	45000	63	265	309

PSA CODE:E24.65.000.G





**RENAULT STANDARDS  
RENAULT STANDARTLARI  
RENAULT NORMALIEN**

1

INDEX  
İNDEKS  
STICHWORTVERZEICHNIS

2

LIFTING ELEMENTS  
TAŞIMA ELEMANLARI  
TRAGELEMENTE

3

GUIDE ELEMENTS  
KILAVUZ ELEMANLARI  
FÜHRUNGSELEMENTE

4

DIE COMPONENTS  
KALIP ELEMANLARI  
NORMALIEN

5

BMW STANDARDS  
BMW STANDARTLARI  
BMW NORMALIEN

6

FCA STANDARDS  
FCA STANDARTLARI  
FCA NORMALIEN

7

FORD STANDARDS  
FORD STANDARTLARI  
FORD NORMALIEN

8

MERCEDES-BENZ STANDARDS  
MERCEDES-BENZ STANDARTLARI  
MERCEDES-BENZ NORMALIEN

9

OPEL STANDARDS  
OPEL STANDARTLARI  
OPEL NORMALIEN

10

PSA STANDARDS  
PSA STANDARTLARI  
PSA NORMALIEN

11

RENAULT STANDARDS  
RENAULT STANDARTLARI  
RENAULT NORMALIEN

12

VW - AUDI STANDARDS  
VW - AUDI STANDARTLARI  
VW - AUDI NORMALIEN

13

SPRINGS  
YAYLAR  
FEDERN

14

OTHER COMPONENTS  
DİĞER MALZEMELER  
ANDERE KOMPONENTE

15

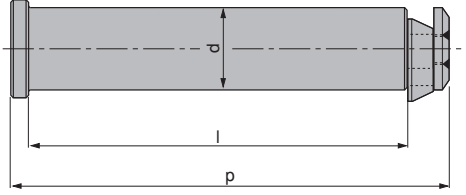
TECHNICAL DATA  
TEKNİK BİLGİ  
TECHNISCHE INFORMATIONEN

**Index**

Contents	Page	Contents	Page
 <p>EM24.50.400/F Lifting Pins Taşıma Milleri Tragbolzen Mit Fallringsicherung</p>	11.5	 <p>EM24.52.100/J Toe Clamp Burç Tutucu Haltestück</p>	11.9
 <p>EM24.50.400/F Lifting Brackets With Pins CNOMO Taşıma Braketleri CNOMO Tragwange Mit Tragbolzen Nach CNOMO Norm</p>	11.5	 <p>EM24.52.100/J Toe Clamp Burç Tutucu Haltestück</p>	11.9
 <p>EM24.52.100/J Guide Post Kılavuz Kolonu Führungssäule</p>	11.6	 <p>EM24.52.100/J Locating Cone Konik Merkezleme Üniteleri Kegeldistanz</p>	11.10
 <p>EM24.52.100/J Guide Post Retainer Ring Kolon Segmanları Haltering für Führungssäule</p>	11.7	 <p>EM24.52.300/C Wear Plates, self-lubricating Grafitli Bronz Kılavuz Plakalar Gleitplatte Bronze mit Festschmierstoff</p>	11.11
 <p>EM24.52.100/J Flange for Median Retaining Column Kolon Tutucu Flanşlar Haltestück für Führungssäule</p>	11.7	 <p>EM24.52.300/C Wear Plates, self-lubricating Çelik Kanallı Kılavuz Plakalar Gleitplatten, Stahl mit Ölschmiernut</p>	11.12
 <p>EM24.52.100/J Guide Bushes with collar, self-lubricating Faturalı Grafitli Kılavuz Burçlar Führungsbuchsen mit Bund</p>	11.8	 <p>EM24.52.500/B "L" Shaped Wear Plates, self-lubricating Grafitli Bronz "L" Kılavuz Plakalar Winkelleisten Bronze mit Festschmierstoff</p>	11.13
 <p>EM24.52.100/J Guide Bushes with collar, oil groove Faturalı Grafitli Kılavuz Burçlar Führungsbuchsen mit Bund, Ölschmiernut</p>	11.8	 <p>EM24.52.500/B Slider Kızaklama Plakası Führungsleiste</p>	11.13

Index

Contents	Page	Contents	Page
 <p>EM24.55.100/G Pad Retainer Pins Emniyet Pimleri Steckbolzen</p>	11.14		
 <p>EM24.55.100/G Pad Retainer Pins Emniyet Pimleri Steckbolzen</p>	11.14		
 <p>EM24.55.100/G Shock Absorber for Pad Retainer Pins Emniyet Pimleri İçin Amortisör Vulkolonlar Halteelement</p>	11.15		
 <p>EM24.59.500/J Visual Locator Setting Punch Konum İz Zımbası Endkontrollstempel</p>	11.15		
 <p>EM24.59.500/I Stamp Retainer Zimba Tutucu Halteplatte</p>	11.16		
 <p>EM24.59.500/I Backing Plate Zimba Destek Plakası Druckplatte</p>	11.16		



Material :  
CK45

**WARNING !**

For safety reasons, the weight of the tool has to be supported by just two lifting pins.  
Respect the max load

**UYARI !**

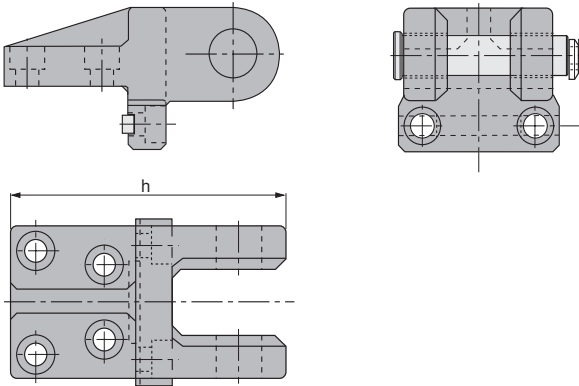
Güvenlik nedeniyle kalıp ağırlığı iki adet taşıma piminin taşıyabileceği maksimum yük miktarını aşmamalıdır.  
**Maksimum yükü göz ardı etmeyiniz**

**ACHTUNG !**

Aus Sicherheitsgründen achten Sie immer dass zwei Tragbolzen das gesamte Werkzeugs gewicht tragen müssen.  
**Maximale Nutzlast beachten**

**RENAULT Code: EM24.50.400/F**

RENAULT Code	Max. Load (Kg)	Max. Die Weight (Kg)	d	l	p
P 953 254 770	6000	12000	32	132	154
P 953 255 870	9000	18000	40	170	197,75
P 953 256 670	14000	28000	50	212	247,60
P 953 257 470	22500	45000	63	265	309



Material :  
CK45  
800 ÷ 1000 N/mm<sup>2</sup>  
Forged

**WARNING !**

For safety reasons, the weight of the tool has to be supported by just two lifting pins.  
Respect the max load

**UYARI !**

Güvenlik nedeniyle kalıp ağırlığı iki adet taşıma piminin taşıyabileceği maksimum yük miktarını aşmamalıdır.  
**Maksimum yükü göz ardı etmeyiniz**

**ACHTUNG !**

Aus Sicherheitsgründen achten Sie immer dass zwei Tragbolzen das gesamte Werkzeugs gewicht tragen müssen.  
**Maximale Nutzlast beachten**

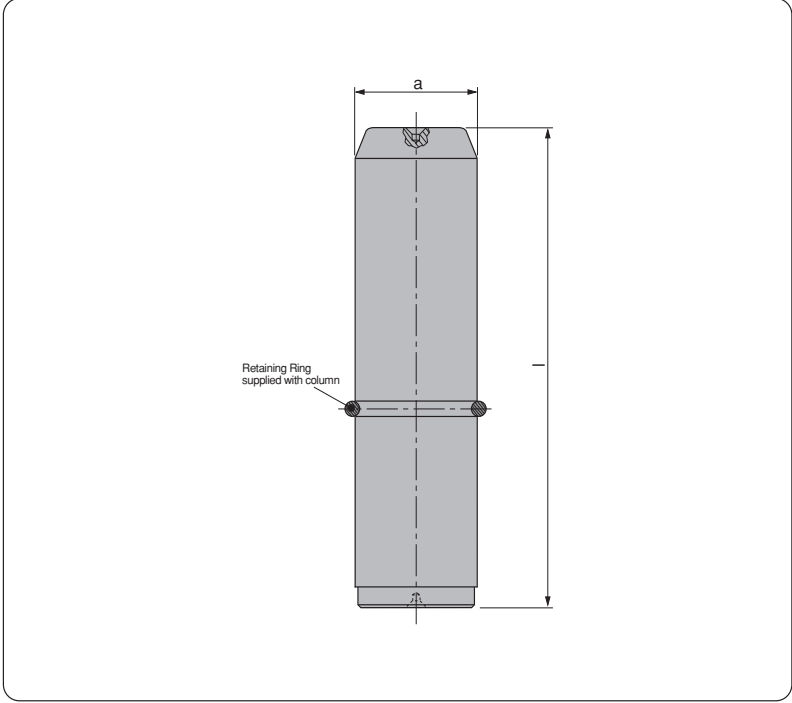
**RENAULT Code: EM24.50.400/F**

RENAULT Code	Max. Load (Kg)	Max. Die Weight (Kg)	h
P 953 548 270	4000	8000	221
P 953 549 070	6300	12600	270





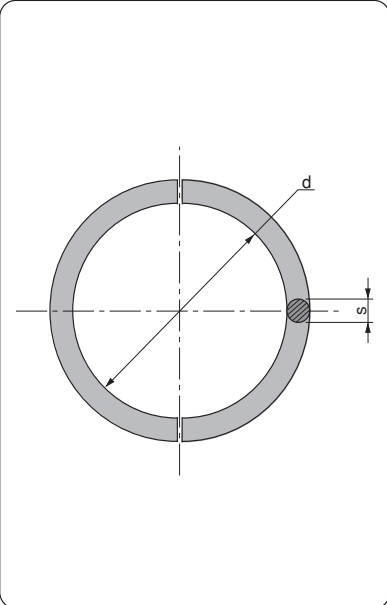
Material :  
16MnCr5  
Hardened  
HRC 60 ÷ 62



**RENAULT Code: EM24.52.100/J**

RENAULT Code	a	l
R100 018 363	25	125
P446 116 817	32	140
P446 116 815	32	160
P446 116 816	32	200
P446 118 100	50	224
P446 118 101	50	280
P446 118 701	63	250
P446 118 707	63	280
P446 118 702	63	315
P446 119 200	80	315
P446 119 201	80	355
R100 221 692	80	400
P446 119 800	100	400
P446 119 801	100	450

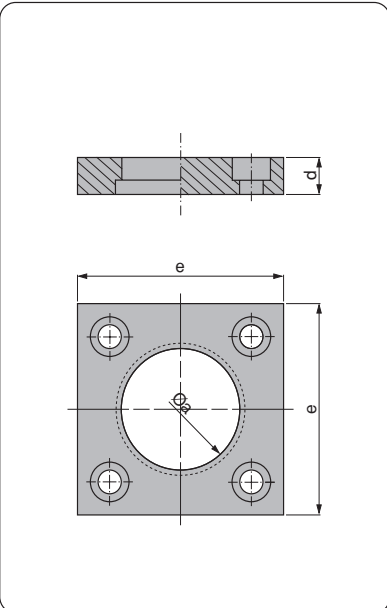
RENAULT Code	d	s
P446 180 100	17,5	2,5
P446 180 200	22,5	2,5
P446 180 300	28	4
P446 180 400	36	4
P446 180 500	46	4
P446 180 600	57	6
P446 180 700	74	6
P446 180 800	94	6



Material :  
Steel

**RENAULT Code: EM24.52.100/J**

RENAULT Code	a	d	e
P483 763 900	20	10	40
P483 784 100	25	10	45
P483 784 600	32	10	56
P483 795 100	40	12	70
P483 795 401	50	14	80
P483 795 801	63	18	100
P483 796 001	80	20	110
P483 796 401	100	20	140

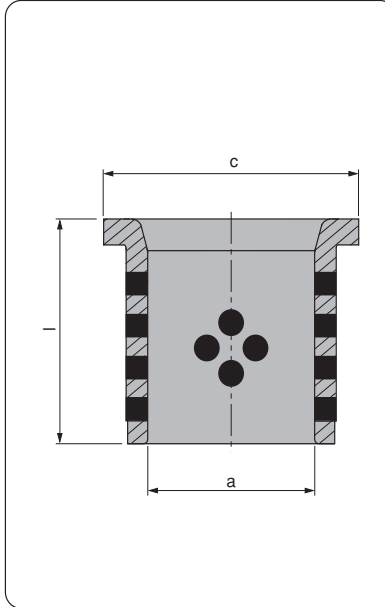



Material :  
CK45

**RENAULT Code: EM24.52.100/J**



Material :  
Bronze with Non-Liquid Lubricant  
HB ≥ 190

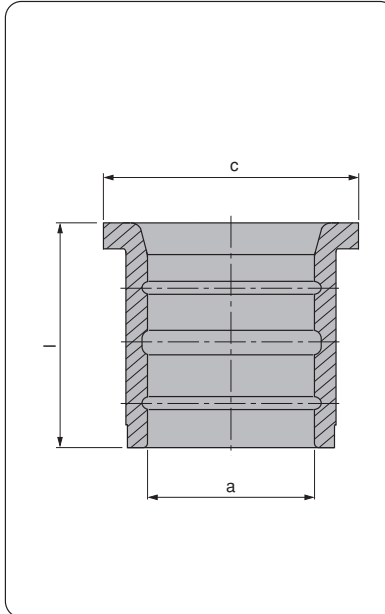


RENAULT Code	a	c	l
M764 539 401	40	60	63
M764 544 501	50	71	80
M764 549 501	63	90	100
M764 554 601	80	112	125
X345 298 500	100	140	160

RENAULT Code: EM24.52.100/J

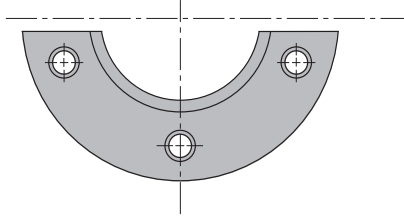
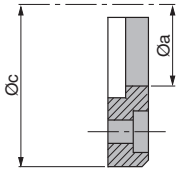


Material :  
Bronze with oil groove  
HB ≥ 190



RENAULT Code	a	c	l
M255 334 301	20	32	32
M255 339 301	25	40	40
M256 444 401	32	50	50
M256 447 401	40	60	63
M256 451 501	50	71	80
M256 456 502	63	90	100
M256 460 602	80	112	125
X345 098 407	100	140	160

RENAULT Code: EM24.52.100/J


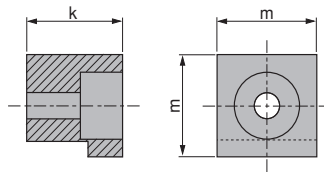


Material :  
CK45

**RENAULT Code: EM24.52.100/J**

RENAULT Code	a	c
M321 530 400	25	63
M321 534 500	32	72
M321 544 501	40	80
M321 548 501	50	100
M321 552 601	63	125
M321 556 601	80	140
M321 560 601	100	180
M321 562 700	125	200

RENAULT Code	k	m
R100 171 981	12	18
R100 171 995	16	22
R100 171 998	20	26
R100 172 000	25	26
R100 172 001	32	26



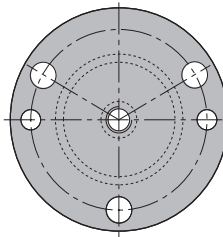
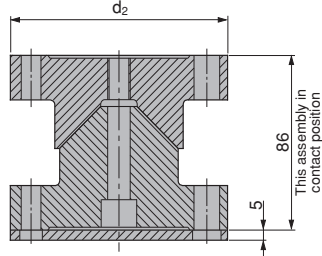
Material :  
CK45

**RENAULT Code: EM24.52.100/J**




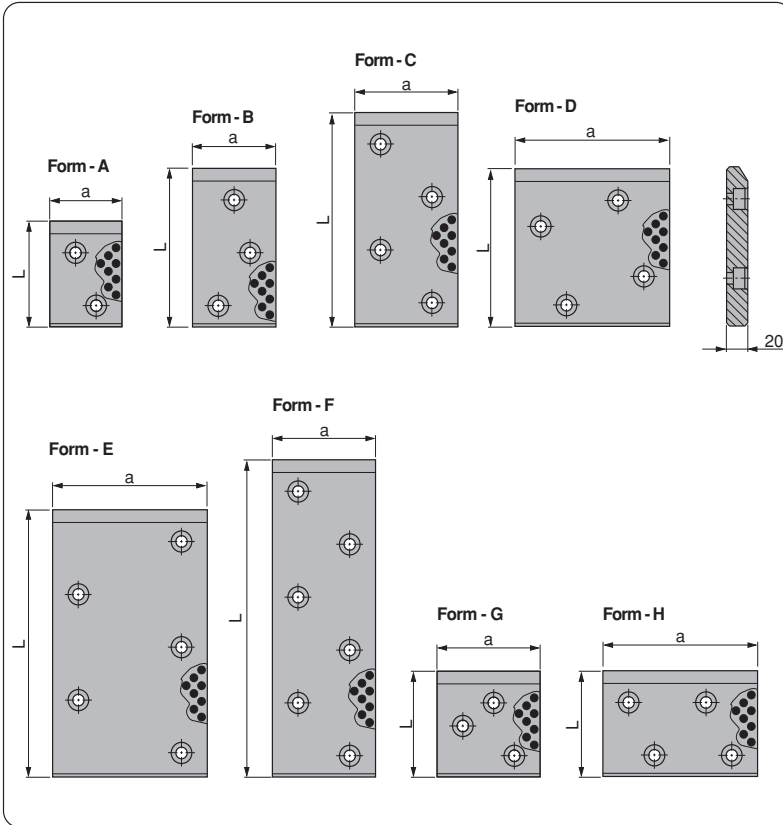
Material :  
Locating Cone  
X155CrMoV12 T6  
Hardened  
HRc :56 - 58

Adjusting Washer  
100Cr6



**RENAULT CODE:EM24.52.100/J**

RENAULT Code	$d_2$
R901 138 222	90
R901 138 223	110



Material :  
Bronze with Non-Liquid Lubricant  
HB ≥ 190



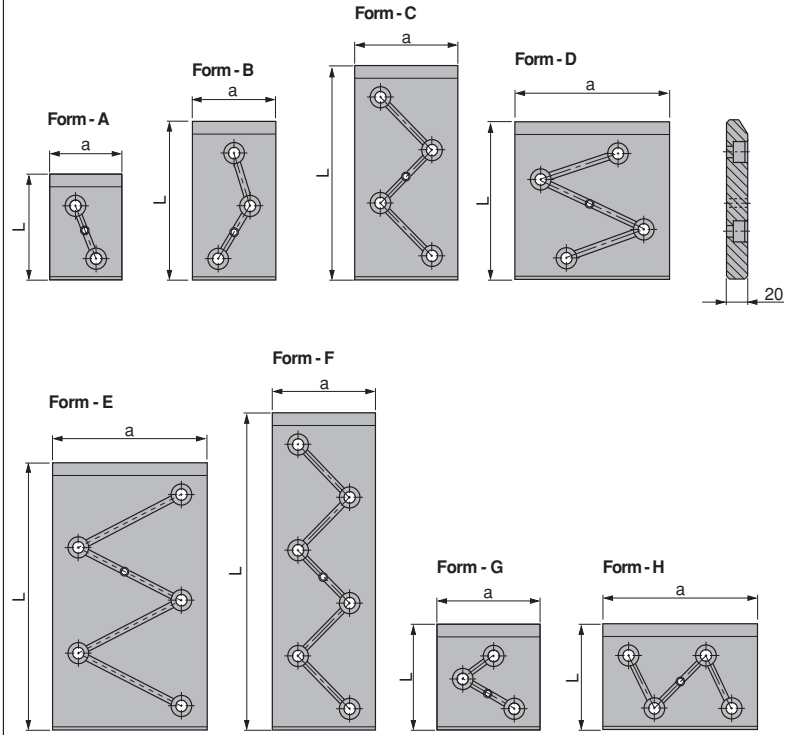
Direction of Motion

**RENAULT CODE:EM24.52.300/C**

RENAULT Code	Form	l	L
R100 092 843	A	70	100
R100 092 844	B	70	150
R100 092 845	C	70	200
R100 092 846	G	100	100
R100 092 883	D	100	150
R100 092 884	C	100	200
R100 092 885	E	100	250
R100 092 886	F	100	300
R100 092 887	H	150	100
R100 092 888	D	150	150
R100 092 890	C	150	200
R100 092 893	E	150	250
R100 092 894	F	150	300
R100 092 895	H	200	100



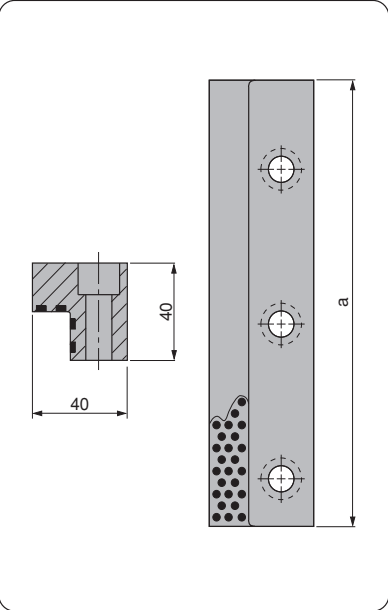
Material :  
16MnCr5  
Hardened  
HRC 58 ÷ 60



**RENAULT CODE:EM24.52.300/C**

RENAULT Code	Form	l	L
P446 625 854	A	70	100
P446 626 558	B	70	150
P446 627 059	C	70	200
P446 625 855	G	100	100
P446 626 559	D	100	150
P446 627 060	C	100	200
P446 627 454	E	100	250
P446 627 754	F	100	300
P446 626 560	H	150	100
P446 626 561	D	150	150
P446 627 061	C	150	200
P446 627 455	E	150	250
P446 627 755	F	150	300
P446 627 062	H	200	100

RENAULT Code	l	Holes
M764 523 701	250	3
M764 523 702	160	2

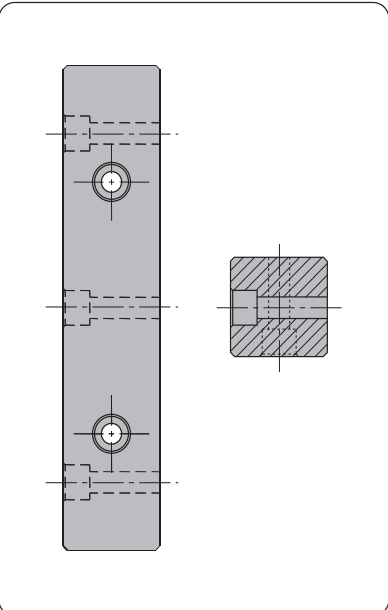


Material :  
Bronze with Non-Liquid Lubricant  
HB ≥ 190

Direction of Motion

RENAULT Code: EM24.52.500/B

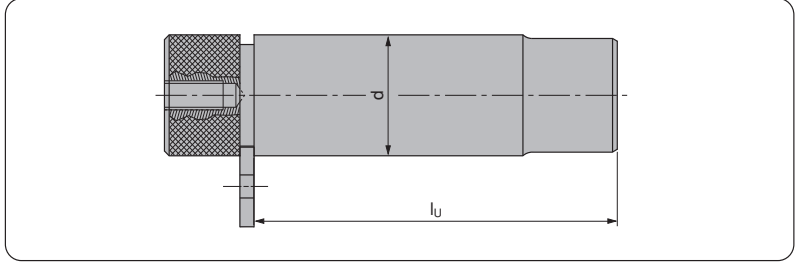
RENAULT Code
A07.20.50250



Material :  
16MnCr5  
Hardened  
HRC 60 ÷ 62

RENAULT Code: EM24.52.500/B

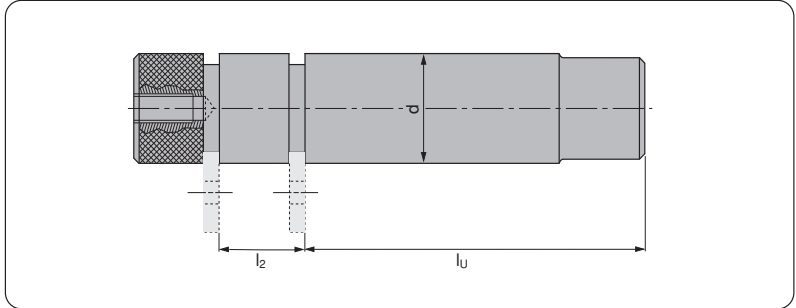




Material :  
CK45

RENAULT Code	d	l <sub>u</sub>
R100 306 188	20	81
R100 306 190	25	81
R100 306 191	25	98
R100 306 194	32	103
R100 306 198	32	148
R100 306 201	40	132
R100 306 204	40	192
R100 306 207	50	165
R100 306 209	50	220
R100 306 210	63	210
R100 306 213	63	250
R100 357 232	80	210

RENAULT Code: EM24.55.100/G

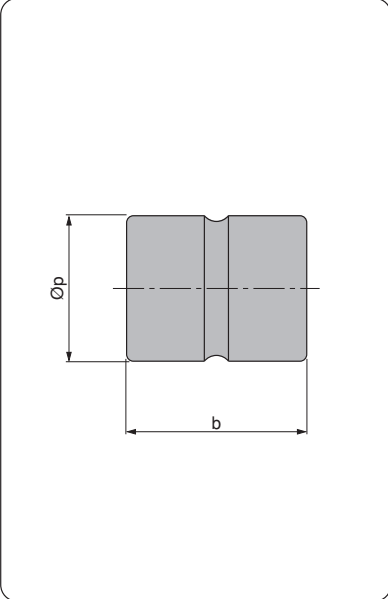


Material :  
CK45

RENAULT Code	d	l <sub>u</sub>	l <sub>2</sub>
R100 306 215	25	81	20
R100 306 217	25	98	20
R100 306 218	32	103	25
R100 306 219	32	148	25
R100 306 220	40	132	32
R100 306 221	40	192	32
R100 306 223	50	165	40
R100 306 225	50	220	40
R100 306 226	63	210	50
R100 306 227	63	250	50

RENAULT Code: EM24.55.100/G

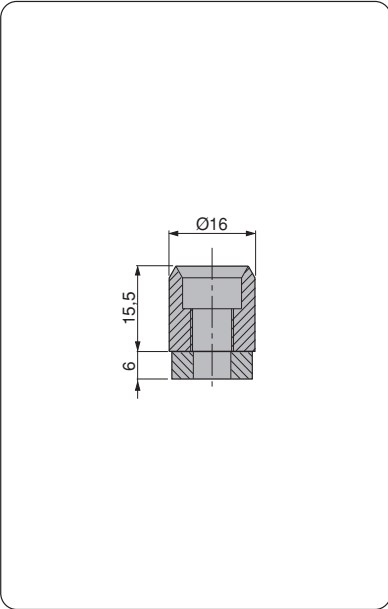
RENAULT Code	b	p
X346 566 000	45	25
X346 566 801	50	32
X346 567 400	60	40
X346 568 100	70	50
X346 568 700	80	63
X346 569 201	90	80



Material :  
Elastomer 92 SH

RENAULT Code: EM24.55.100/G

RENAULT Code
P785 283 005



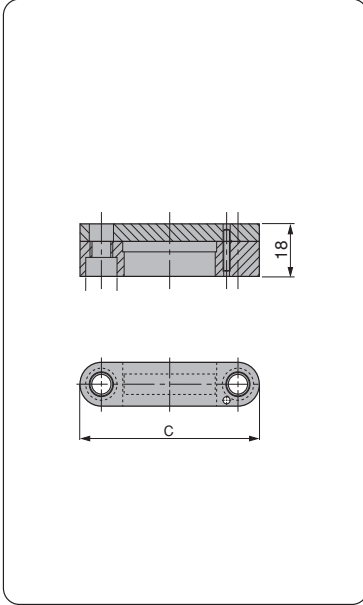
Material :  
X153CrMoV12 T6  
Hardened  
HRC : 58 - 60

Material (Washer) :  
CK45

RENAULT Code: EM24.59.500/J



Material :  
CK45

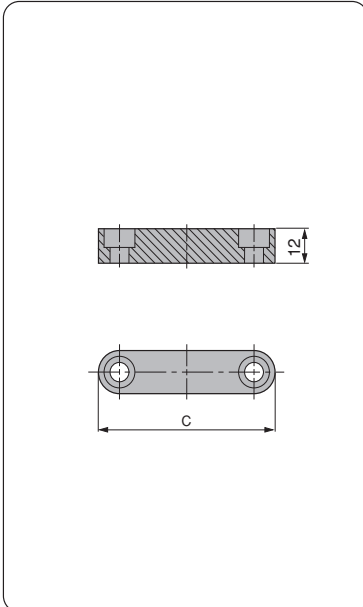


RENAULT Code	C	N° of punch	N° of punch
		Thickness: 2 mm	Thickness: 4 mm
R100 050 232	47	8	4
R100 197 803	55	12	6
R100 050 234	63	16	8
R100 352 214	71	20	10

RENAULT Code: EM24.59.500/I



Material :  
CK45



RENAULT Code	C	N° of punch	N° of punch
		Thickness: 2 mm	Thickness: 4 mm
R100 050 235	47	8	4
R100 197 805	55	12	6
R100 050 236	63	16	8
R100 352 230	71	20	10

RENAULT Code: EM24.59.500/I



**VW - AUDI STANDARDS**  
**VW - AUDI STANDARTLARI**  
**VW - AUDI NORMALIEN**

1

INDEX  
İNDEKS  
STICHWORTVERZEICHNIS

2

LIFTING ELEMENTS  
TAŞIMA ELEMANLARI  
TRAGELEMENTE

3

GUIDE ELEMENTS  
KILAVUZ ELEMANLARI  
FÜHRUNGSELEMENTE

4

DIE COMPONENTS  
KALIP ELEMANLARI  
NORMALIEN

5

BMW STANDARDS  
BMW STANDARTLARI  
BMW NORMALIEN

6

FCA STANDARDS  
FCA STANDARTLARI  
FCA NORMALIEN

7

FORD STANDARDS  
FORD STANDARTLARI  
FORD NORMALIEN

8

MERCEDES-BENZ STANDARDS  
MERCEDES-BENZ STANDARTLARI  
MERCEDES-BENZ NORMALIEN

9

OPEL STANDARDS  
OPEL STANDARTLARI  
OPEL NORMALIEN

10

PSA STANDARDS  
PSA STANDARTLARI  
PSA NORMALIEN

11

RENAULT STANDARDS  
RENAULT STANDARTLARI  
RENAULT NORMALIEN

12

VW - AUDI STANDARDS  
VW - AUDI STANDARTLARI  
VW - AUDI NORMALIEN

13

SPRINGS  
YAYLAR  
FEDERN














14

OTHER COMPONENTS  
DİĞER MALZEMELER  
ANDERE KOMPONENTE















15

TECHNICAL DATA  
TEKNİK BİLGİ  
TECHNISCHE INFORMATIONEN















**Index**

Contents	Page	Contents	Page
 <p><b>39D 506</b> Sleeve Kovan Führungseinheit</p>	12.11	 <p><b>39D 592</b> Spacer Ayrırma Bloğu Abstandsblock</p>	12.15
 <p><b>39D 543</b> Brace Plaka Verlascung</p>	12.11	 <p><b>39D 599</b> Tie Rod Saplama Druck Und Zuganker</p>	12.15
 <p><b>39D 571</b> Tie Rod Saplama Führungsbolzen</p>	12.12	 <p><b>39D 599</b> Tie Rod Saplama Druck Und Zuganker</p>	12.15
 <p><b>39D 578</b> Backing Plate Destek Plakası Distanzkappe</p>	12.12	 <p><b>39D 599</b> Tie Rod Saplama Druck Und Zuganker</p>	12.16
 <p><b>39D 578</b> Backing Plate Destek Plakası Distanzkappe</p>	12.13	 <p><b>39D 630</b> Slide Stop Block Kızak Stoplama Bloğu Schieberanschlag</p>	12.16
 <p><b>39D 578</b> Spacing Bar Boşluk Ayarı İçin Profil Abstellbolzen</p>	12.13	 <p><b>39D 638</b> Air Pins Havalandırma Pimleri Druckbolzen</p>	12.17
 <p><b>39D 582</b> "L" Shaped Wear Plates, self-lubricating Grafitli Bronz "L" Kılavuz Plakalar Winkelleisten Bronze mit Festschmierstoff</p>	12.14	 <p><b>39D 638</b> Air Pins Havalandırma Pimleri Druckbolzen</p>	12.18

**Index**















Contents	Page	Contents	Page
 <p>39D 639 Gage for Sensor Kontrol Parçalı Mekanik Dayamalar Lagekontrolle für Platinen</p>	12.19	 <p>39D 807 Gage Hardened Sertleştirilmiş Mekanik Dayamalar Einweiser Gehartet</p>	12.23
 <p>39D 639 Gage with panel position sensor, hardened Sertleştirilmiş Kontrol Parçalı Mekanik Dayamalar Einweiser für Teillagekontrolle Gehartet</p>	12.20	 <p>39D 807 Gage Hardened Sertleştirilmiş Mekanik Dayamalar Einweiser Gehartet</p>	12.23
 <p>39D 649 Shim Ayar Plakası Spannschlitz</p>	12.20	 <p>39D 826 Kama Key Passfeder</p>	12.24
 <p>39D 650 Retainer Bolt Frenleyiciler Haltebolzen</p>	12.21	 <p>39D 828 Retainer Bolt Sets Emniyet Cıvata ve Rondela Setleri Zugbolzensatz</p>	12.25
 <p>39D 651 Elastomer Spring Amortisör Vulkolon Spannschlitz</p>	12.21	 <p>39D 828 Washer Rondela Scheibe</p>	12.25
 <p>39D 807 Gage Mekanik Dayamalar Einweiser</p>	12.22	 <p>39D 828 Elastomer Washer Elastomer Rondela Dämpfungsscheibe</p>	12.26
 <p>39D 807 Gage Hardened Sertleştirilmiş Mekanik Dayamalar Einweiser Gehartet</p>	12.22	 <p>39D 828 Retainer Bolt Sets Emniyet Cıvata ve Rondela Setleri Zugbolzensatz</p>	12.26

**Index**















Contents	Page	Contents	Page
 <p>39D 847 Pressure Plate Baskı Plakası Druckplatten für Gasdruckfedern</p>	12.27	 <p>39D 861 Toe Clamp Burç Tutucu Haltestück</p>	12.30
 <p>39D 847 Pressure Plate Baskı Plakası Druckplatten für Gasdruckfedern</p>	12.27	 <p>39D 862 Guide Post Kılavuz Kolonlar Führungssäule</p>	12.31
 <p>39D 851 Sliding Pim Kızaklama Pimi Führungssäule</p>	12.28	 <p>39D 862 Guide Post Kılavuz Kolonlar Führungssäule</p>	12.32
 <p>39D 851 Sliding Pim Kızaklama Pimi Führungssäule</p>	12.28	 <p>39D 863 Wear Plates, self-lubricating VDI 3357 Grafitli Bronz Kılavuz Plakalar VDI 3357 Gleiplatte Bronze mit Festschmierstoff VDI 3357</p>	12.33
 <p>39D 854 Pad Retainer Pins Emniyet Pimleri Steckbolzen</p>	12.29	 <p>39D 863 Wear Plates, steel VDI 3357 Çelik Kılavuz Plakalar VDI 3357 Gleiplatte Stahl mit Festschmierstoff VDI 3357</p>	12.34
 <p>39D 856 Retainer Plate Tutucu Plaka Sicherungsplatte</p>	12.29	 <p>39D 866 Lifting Pins Taşıma Milleri Tragbolzen Mit Fallringsicherung</p>	12.35
 <p>39D 860 Guide Bushes with collar, self-lubricating Faturalı Grafitli Kılavuz Burçlar Führungsbuchsen mit Bund</p>	12.30	 <p>39D 866 Lifting Pins Taşıma Milleri Tragbolzen Mit Fallringsicherung</p>	12.35

















**Index**

Contents	Page	Contents	Page
 <p>39D 869 Washer Rondela Scheibe</p>	12.36	 <p>39D 887 Air Cylinder Adapter Hava Birleřtirme Braketi Teilheber</p>	12.39
 <p>39D 870 Air Cylinder Fixing Hava Baęlantı Braketi Verschraubung</p>	12.36	 <p>39D 887 Air Cylinder Adapter Hava Birleřtirme Braketi Teilheber</p>	12.40
 <p>39D 872 Cam Roller Makaralı Sürücü Ünite Rollenbock</p>	12.37	 <p>39D 890 Wear Plates, self-lubricating Grafitli Bronz Kılavuz Plakalar Gleiplatte Bronze mit Festschmierstoff</p>	12.40
 <p>39D 873 Acceleration Cam Kam Hızlandırıcı Schiebervorbeschleunigung</p>	12.37	 <p>39D 890 Wear strip with two slide surfaces VDI 3357 Grafitli Bronz Kılavuz Plakalar VDI 3357 Gleiplatte mit zwei Gleiflächen</p>	12.41
 <p>39D 876 Lifting Brackets VDI 3366 Tařıma Braketleri VDI 3366 Tragzapfen VDI 3366</p>	12.38	 <p>39D 894 Cam Dwell Wear Plate, self-lubricating Kendinden Yaęlı Kam Kılavuz Sürtünme Plakası Überlaufkeile, bronze mit Festschmierstoff</p>	12.41
 <p>39D 882 Washer Rondela Scheibe</p>	12.38	 <p>39D 894 Cam Dwell Wear Plate, steel Kam Kılavuz Sürtünme Plakası, elik Überlaufkeile, stahl</p>	12.42
 <p>39D 882 Disk Disk Einzelteile</p>	12.39	 <p>39D 896 Compensation Pin Group Dengeleme Pim Grubu Ausgleichsdruckbolzen</p>	12.42









**Index**

Contents	Page	Contents	Page
 <p>39D 896 Compensation Pin Group Dengeleme Pim Grubu Ausgleichsdruckbolzen</p>	12.43	 <p>39D 951 Air Pin Havalandırma Pimleri Unterluftbolzen</p>	12.46
 <p>39D 896 Compensation Pin Group Dengeleme Pim Grubu Ausgleichsdruckbolzen</p>	12.43	 <p>39D 952 "V" Driver, steel VDI 3357 "V" Bloklar, çelik VDI 3357 Prismenführung, stahl VDI 3357</p>	12.47
 <p>39D 896 Compensation Pin Group Dengeleme Pim Grubu Ausgleichsdruckbolzen</p>	12.44	 <p>39D 952 "V" Driver, self-lubricating VDI 3357 Bronz Grafitli "V" Bloklar VDI 3357 Prismenführungen Bronze mit Festschmierstoff</p>	12.47
 <p>39D 896 Pressure Plate Baskı Plakası Druckplatte</p>	12.44	 <p>39D 954 Wear Plates, self-lubricating VDI 3357 Grafitli Bronz Kılavuz Plakalar VDI 3357 Gleiplatte Bronze mit Festschmierstoff VDI 3357</p>	12.48
 <p>39D 896 Retainer Tutucu Plaka Sicherungsplatte</p>	12.45	 <p>39D 954 Wear Plates, steel VDI 3357 Çelik Kılavuz Plakalar VDI 3357 Gleiplatte Stahl mit Festschmierstoff VDI 3357</p>	12.49
 <p>39D 896 Retainer Tutucu Plaka Sicherungsplatte</p>	12.45	 <p>39D 956 Guide Bushes with collar, self-lubricating Faturalı Grafitli Kılavuz Burçlar Führungsbuchsen mit Bund</p>	12.50
 <p>39D 896 Retainer Tutucu Plaka Sicherungsplatte</p>	12.46	 <p>39D 958 Stop Pins Stoplama Pimleri Haltebolzen</p>	12.50

**Index**

Contents	Page	Contents	Page
 <p>39D 969 Guide Posts DIN 9833 Kılavuz Kolonlar DIN 9833 Führungssäulen, nach DIN 9833</p>	12.51	 <p>39D 995 Retainer Bolt Sets Tutucu Civata Seti Ziehteilheber</p>	12.55
 <p>39D 972 Lifter Gazlı Yay ve Kovan Seti Federbolzen</p>	12.52	 <p>39D 1392 Distributor Dağıtıcı Blok Verteilerblocke</p>	12.55
 <p>39D 976 Spacer Plates, toothed with adjusting plate Dişli Ayar Plakaları Distanzplatte Gezahnt</p>	12.52	 <p>39D 1430 Distributor Dağıtıcı Blok Verteilerblocke</p>	12.56
 <p>39D 993 Plate For Sensor Sensör Plakası Halterung</p>	12.53	 <p>39V 863 Visual Locator Setting Punch Konum iz Zimbastı Presswerkzeuge</p>	12.56
 <p>39D 995 Spacer Çelik Burç Distanzstück</p>	12.53	 <p>39V 1071 Threaded Bush Dişli Burç Genwindebuchse</p>	12.57
 <p>39D 995 Washer Rondela Scheibe</p>	12.54	 <p>39V 1159 Removable Die Heels, steel and self-lubricating Grafitli Çelik Kılavuz Plakalar Führungslaschen, Stahl mit Festschmierstoff</p>	12.57
 <p>39D 995 Stop Block Stoplama Plakası Halteplatte</p>	12.54	 <p>39V 1162 Stop Block Stoplama Bloğu Abstandsblock</p>	12.58

Index

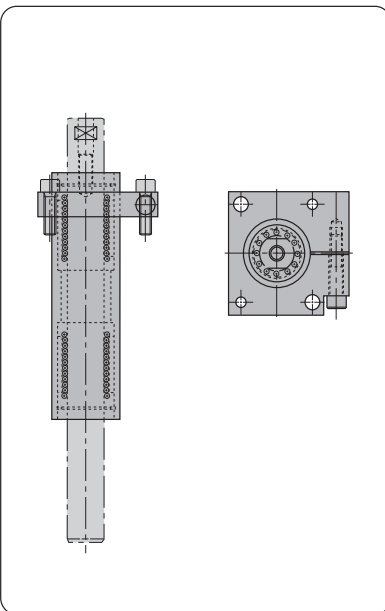
Contents	Page	Contents	Page
 <p>39V 1162 Stop Block Stoplama Bloğu Abstandsblock</p>	12.58	 <p>39V 1304 Kama Key Passfeder</p>	12.62
 <p>39V 1168 Locating Cone Konik Merkezleme Üniteleri Zentriereinheiten mit Abstimmsscheibe</p>	12.59	 <p>39V 1569 Roller Stock Lifter Makaralı Kollu Kaldırıcılar Federnde Laufrolle</p>	12.63 -12.66
 <p>39V 1199 Lifting Pins Taşıma Pimleri Tragschraube</p>	12.60		
 <p>39V 1205 Locating Pins Merkezleme Pimleri Zentrierbolzen</p>	12.60		
 <p>39V 1242 Gage Dayama Pimi Einweiser</p>	12.61		
 <p>39V 1254 Locating Block Konumlandırma Bloğu Fangbacke</p>	12.61		
 <p>39V 1304 Kama Key Passfeder</p>	12.62		

Index

Contents	Page	Contents	Page

VW Code

39D 506/10



Material :  
Steel

**VW CODE:39D 506**

VW Code

b

l

39D 543/1


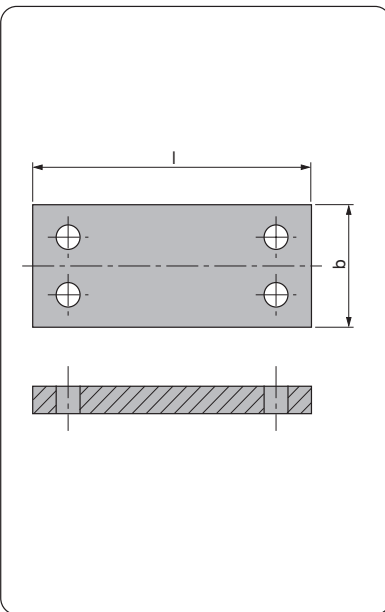
80

???

39D 543/2

100

???

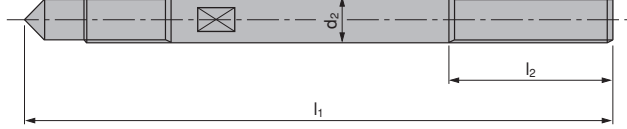


Material :  
CK45

"l" is given by the customer.

Order Example:  
l=200  
Order Code: **39D 543/2 L=200**

**VW CODE:39D 543**



Material :  
Steel

"l<sub>1</sub>" and "l<sub>2</sub>" are given by the customer.

**Order Example:**

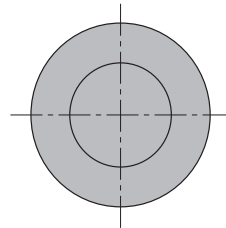
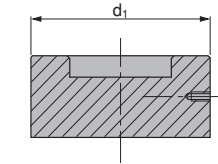

l<sub>1</sub>=300, l<sub>2</sub>=100

Order Code:

**39D 571/10 L1=300 L2=100**

VW Code	d <sub>1</sub>
39D 571/10	10
39D 571/13	13
39D 571/16	16
39D 571/20	20

**VW CODE:39D 571**

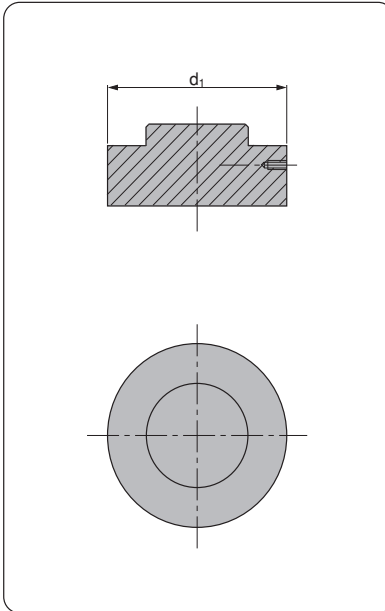


Material :  
CK45

VW Code	d <sub>1</sub>
39D 578/55	90
39D 578/56	100

**VW CODE:39D 578**

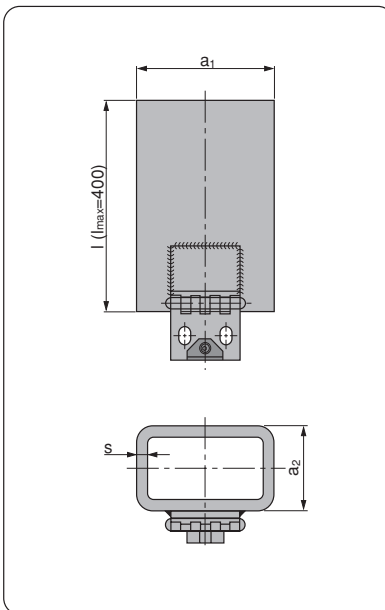
VW Code
39D 578/65



Material :  
CK45

VW CODE:39D 578

VW Code	a <sub>1</sub>	a <sub>2</sub>	s
39D 578/30	100	60	7-8
39D 578/40	70	50	3



Material :  
St 37

l (length) is given by the customer.

**Order Example:**  
a<sub>1</sub>=100, l=150  
Order Code:**39D 578/30 L=150**

VW CODE:39D 578

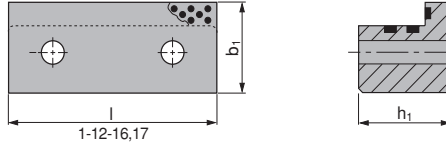




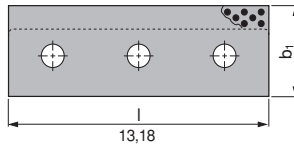
Material :  
Bronze with Non-Liquid Lubricant  
HB ≥ 190

Direction of Motion ← ● →

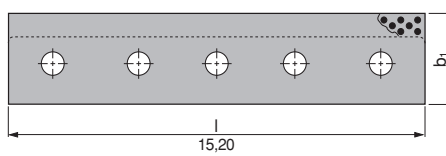
**Form - A**



**Form - B**

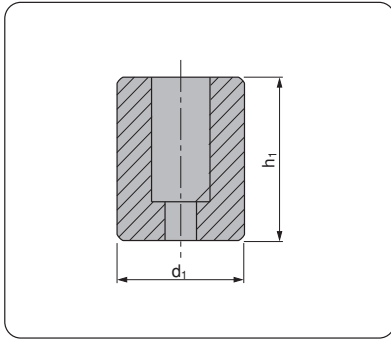


**Form - C**



**VW CODE:39D 582**

VW Code	Form	b <sub>1</sub>	h <sub>1</sub>	l <sub>1</sub>
39D 582/1	A	25	15	125
39D 582/2	A	25	15	160
39D 582/3	A	32	30	125
39D 582/4	A	32	30	160
39D 582/5	A	32	30	200
39D 582/6	A	55	55	100
39D 582/7	A	55	55	160
39D 582/11	A	70	75	160
39D 582/12	A	70	75	200
39D 582/13	B	70	75	250
39D 582/15	C	70	75	400
39D 582/16	A	85	90	160
39D 582/17	A	85	90	200
39D 582/18	B	85	90	250
39D 582/20	C	85	90	400



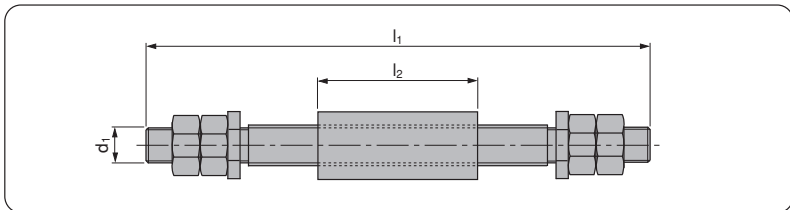
VW Code	d <sub>1</sub>	h <sub>1</sub>
39D 592/10	25	??
39D 592/11	30	??
39D 592/12	40	??
39D 592/13	50	??
<b>Order Example:</b>		
d <sub>1</sub> =40, h <sub>1</sub> =30		
Order Code:		
<b>39D 592/12 H1=30</b>		



Material :  
CK45


h<sub>1</sub> is given by the customer.

**VW CODE:39D 592**



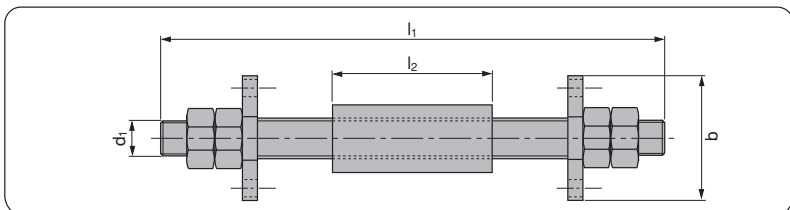
**VW CODE:39D 599**

VW Code	d <sub>1</sub>	l <sub>1</sub>	l <sub>2</sub>
39D 599/1	M42x1,5	???	???



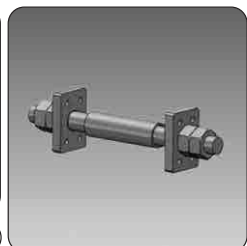
Material :  
Steel

l<sub>1</sub> and l<sub>2</sub> are given by the customer.



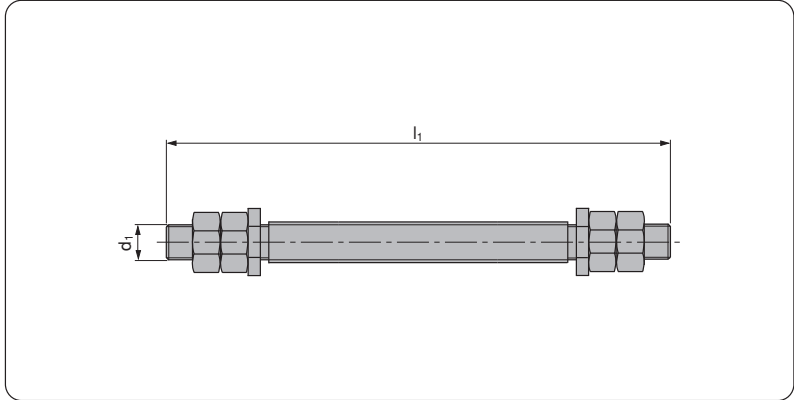

**VW CODE:39D 599**

VW Code	b	d <sub>1</sub>	l <sub>1</sub>	l <sub>2</sub>
39D 599/2	140	M42x1,5	???	???
39D 599/5	160	M42x1,5	???	???



Material :  
Steel

l<sub>1</sub> and l<sub>2</sub> are given by the customer.

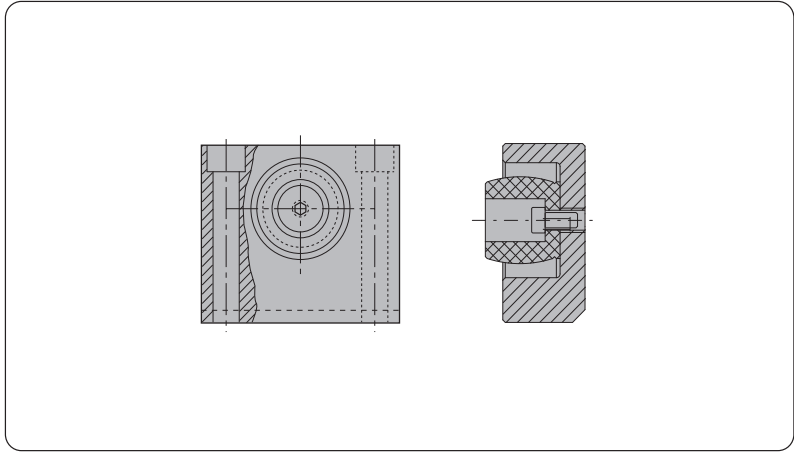


Material :  
Steel

$l_1$  and  $l_2$  are given by the customer.

VW Code	$d_1$	$l_1$
39D 599/3	M42x1,5	???
39D 599/4	M56x1,5	???

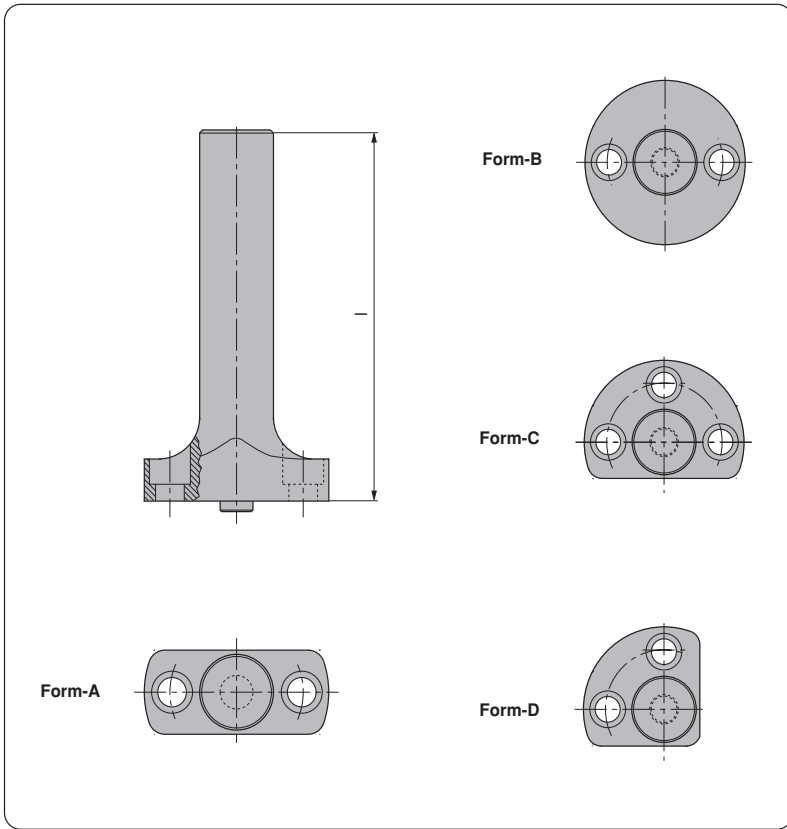
**VW CODE:39D 599**



Material :  
CK45  
CO-Polyester Elastomer

VW Code
39D 630/20

**VW CODE:39D 630**



Material :  
CK45  
800 ÷ 1000 N/mm<sup>2</sup>  
Forged

Lenght (l) is given by the customer;

**Order Example:**  
l=150 and Form= A  
Order Code:  
**39D 638/2 L=150**

**VW Code:39D 638**

VW Code	Form	l	Max Load
39D 638/2	A	???	50
39D 638/3	B	???	50
39D 638/4	C	???	50
39D 638/5	D	???	50

**ONLY FOR REPLACEMENT**

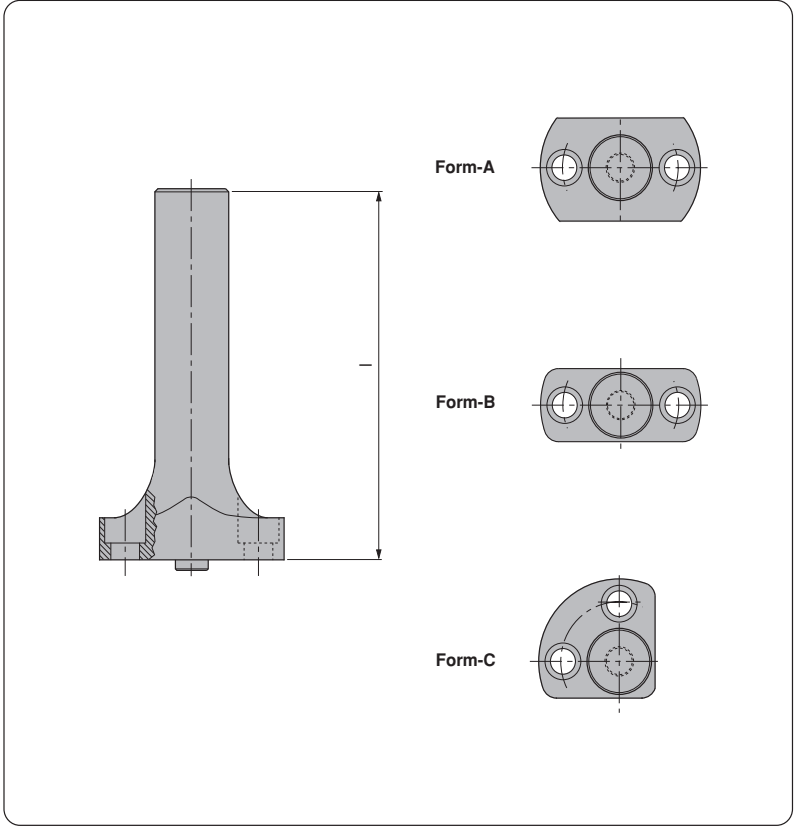


Material :  
CK45 / 1.4140 CrMo4  
800 ÷ 1000 N/mm<sup>2</sup>  
Forged

Lenght (l) is given by the customer;

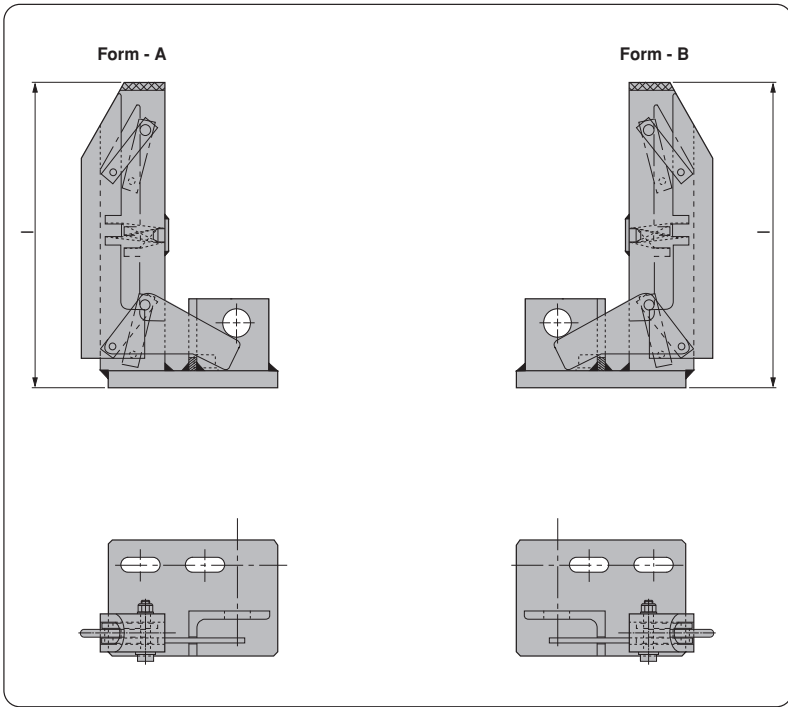
Maximum lenght 360mm

Order Example:  
l=150 and Form= A  
Order Code:  
39D 638/10 L=150



**VW Code:39D 638**

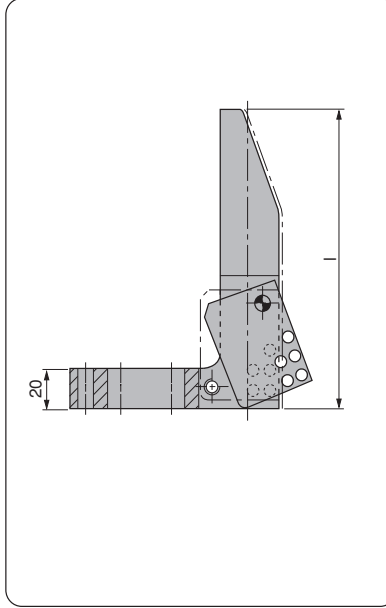
VW Code	Form	l	Max Load kN
39D 638/10	A	???	50
39D 638/11	B	???	50
39D 638/12	C	???	50



Material :  
Steel  
Hardened  
HRC 58 ÷ 60

**VW Code:39D 639**

VW Code	Form	l
39D 639/1	A	145
39D 639/2	B	145
39D 639/3	A	185
39D 639/4	B	185
39D 639/25	A	225
39D 639/26	B	225

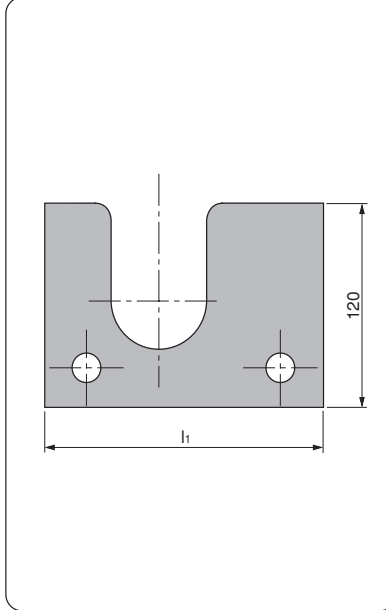


VW Code	l
39D 639/20	120
39D 639/21	150
39D 639/22	180
39D 639/23	250

Material (Gage) :  
CK60  
Forged  
Hardened  
HRC 50 ÷ 55

Material (Plate) :  
Steel  
Hardened  
HRC 58 ÷ 60

**VW CODE:39D 639**

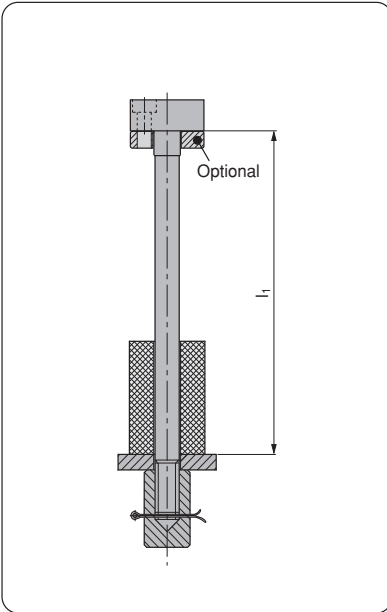


VW Code	h
39D 649/1	110
39D 649/2	135
39D 649/3	185
39D 649/4	160

Material :  
Steel

**VW CODE:39D 649**

VW Code	Maximum Capacity Load (N)	Elastomer Hardnes (SH)
39D 650/31	15000	68
39D 650/32	25000	68
39D 650/33	25000	68
39D 650/34	45000	68
39D 650/35	15000	90
39D 650/36	25000	90
39D 650/37	25000	90
39D 650/38	45000	90



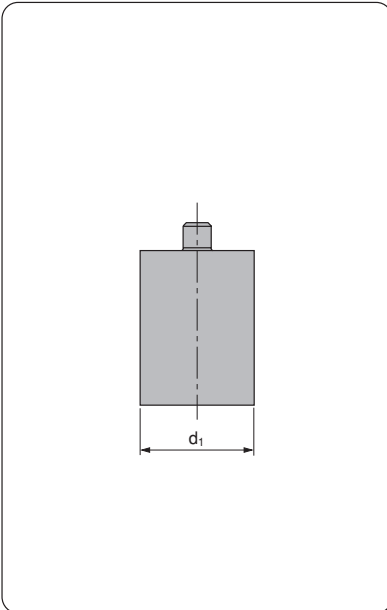
Material :  
Steel  
Elastomer

Lenght (L<sub>1</sub>) is given by the customer;

**Order Example:**  
L<sub>1</sub>=190  
Order Code:**39D 650/2 L1=190**

**VW CODE:39D 650**

VW Code	d <sub>1</sub>
39D 651/1	63
39D 651/2	80
39D 651/3	100
39D 651/4	125



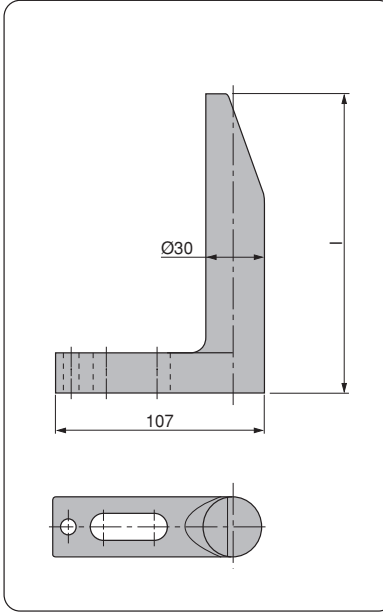
Material :  
Elastomer 92 SH

**VW CODE:39D 651**





Material (Gage) :  
CK60  
Forged



VW Code

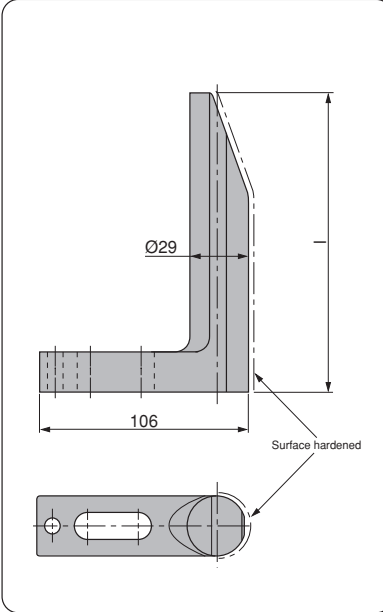
I

39D 807/1 L=65	65
39D 807/1 L=90	90
39D 807/1 L=120	120
39D 807/1 L=150	150
39D 807/1 L=180	180
39D 807/1 L=250	250
39D 807/1 L=300	300
39D 807/1 L=350	350

VW CODE:39D 807



Material (Gage) :  
CK60  
Forged  
Hardened  
HRC 58 ÷ 60



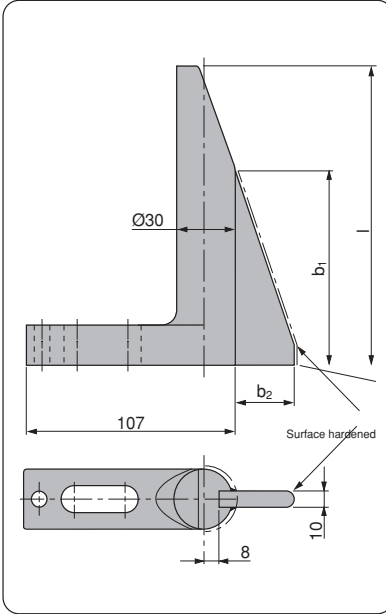
VW Code

I

39D 807/2 L=65	65
39D 807/2 L=90	90
39D 807/2 L=120	120
39D 807/2 L=150	150
39D 807/2 L=180	180
39D 807/2 L=250	250
39D 807/2 L=300	300
39D 807/2 L=350	350

VW CODE:39D 807

VW Code	l
39D 807/3 L=65	65
39D 807/3 L=90	90
39D 807/3 L=120	120
39D 807/3 L=150	150
39D 807/3 L=180	180
39D 807/3 L=250	250
39D 807/3 L=300	300
39D 807/3 L=350	350



Material (Gage) :  
CK60  
Forged

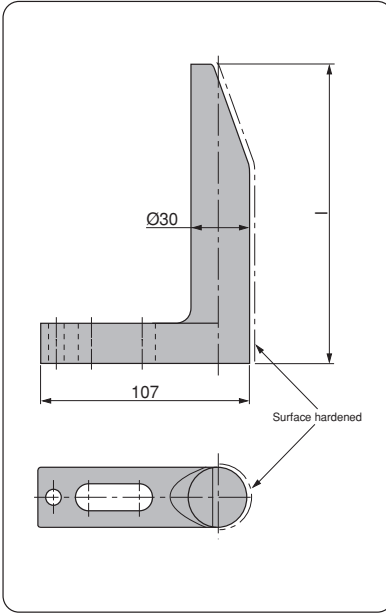
Material (Plate) :  
90MnCrV8  
Hardened  
HRC 54 ± 58

$b_1$  and  $b_2$  are given by the customer.

**Order Example:**  
**L=90  $b_1=125$ ,  $b_2=30$**   
Order Code:  
**39D 807/3 L=90B1=125B2=30**

**VW CODE:39D 807**

VW Code	l
39D 807/4 L=65	65
39D 807/4 L=90	90
39D 807/4 L=120	120
39D 807/4 L=150	150
39D 807/4 L=180	180
39D 807/4 L=250	250
39D 807/4 L=300	300
39D 807/4 L=350	350

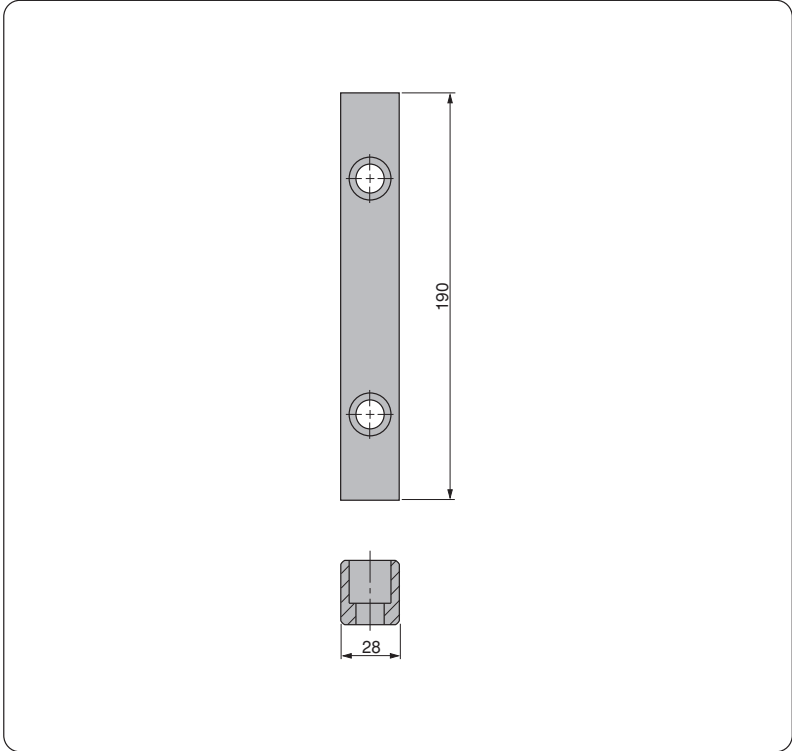


Material (Gage) :  
CK60  
Forged  
Hardened  
HRC 58 ± 60

**VW CODE:39D 807**



Material :  
16MnCr5  
HRC 58 ÷ 60

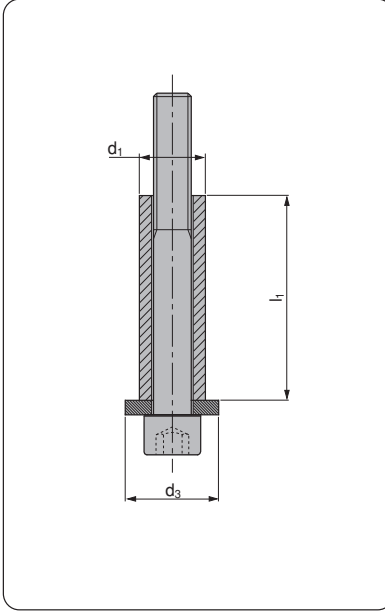


**VW CODE:39D 826**

VW Code

39D 826

VW Code	$d_1 \times l_1$	$d_3$
39D 828/4	16 x 40	25
39D 828/5	16 x 50	25
39D 828/6	16 x 63	25
39D 828/8	16 x 100	25
39D 828/9	20 x 50	30
39D 828/10	20 x 63	30
39D 828/11	20 x 80	30
39D 828/12	20 x 100	30
39D 828/13	25 x 63	38
39D 828/14	25 x 80	38
39D 828/15	25 x 100	38
39D 828/16	25 x 125	38
39D 828/17	30 x 80	45
39D 828/19	30 x 125	45
39D 828/20	36 x 80	55
39D 828/21	36 x 100	55
39D 828/22	36 x 125	55
39D 828/23	42 x 80	65
39D 828/24	42 x 100	65
39D 828/25	42 x 125	65

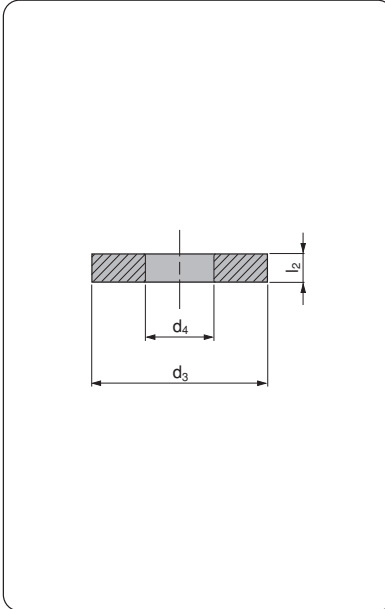


Material (Tube) :  
Steel

Material (Washer)  
CK45

VW CODE:39D 828

VW Code	$d_3$	$d_4$	$l_2$
39D 828/41	25	10,5	5
39D 828/42	30	13,2	5
39D 828/43	38	17,0	6
39D 828/44	45	21,0	8
39D 828/45	55	25,0	10
39D 828/46	30	10,5	5
39D 828/47	35	13,0	5
39D 828/48	50	17,0	6
39D 828/49	65	21,0	8
39D 828/50	70	25,0	10
39D 828/57	65	32,0	15
39D 828/58	90	32,0	15

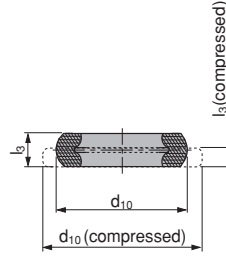


Material (Gage) :  
CK45

VW CODE:39D 828



Material :  
Co-Polyester Elastomer



**VW CODE:39D 828**

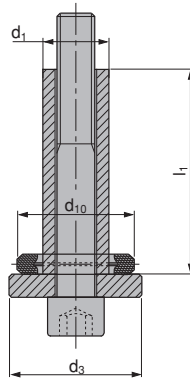
VW Code	d <sub>10</sub> ±0.5	d <sub>10</sub> ±0.5 compressed	l <sub>3</sub>	l <sub>3</sub> ±0.3 compressed	Shore	Load (N)
39D 828/51	26,4	28,4	7,8±0,3	5,5	55D	5500
39D 828/52	32,1	35,1	10,8±0,3	6,0	72D	9000
39D 828/53	45,8	49,8	17,0±0,4	11,6	72D	20000
39D 828/54	54,6	61,8	21,3±0,4	13,0	55D	30000
39D 828/55	61,8	69,9	21,5±0,4	13,2	55D	46000
39D 828/56	78,5	89,0	29,8±0,5	17,9	55D	75000



Material(Tube) :  
Steel

Material(Rondela) :  
CK45

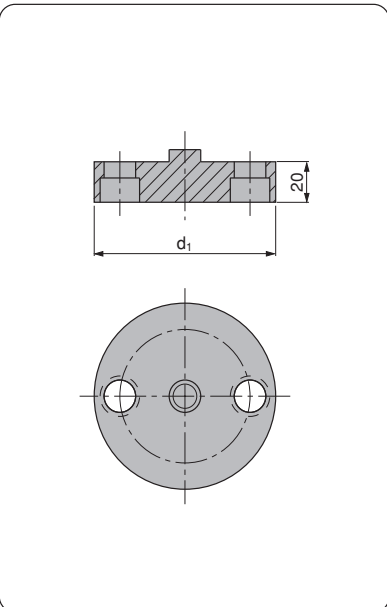
Material(Elastomer Washer) :  
Co-Polyester Elastomer



VW Code	d <sub>1</sub> xl <sub>1</sub>	d <sub>3</sub>	d <sub>10</sub>	Shore
39D 828/73	16x40	30	26,4	55D
39D 828/74	16x50	30	26,4	55D
39D 828/75	16x63	30	26,4	55D
39D 828/77	16x100	30	26,4	55D
39D 828/78	20x50	35	32,1	72D
39D 828/79	20x63	35	32,1	72D
39D 828/80	20x80	35	32,1	72D
39D 828/81	20x100	35	32,1	72D
39D 828/82	25x63	50	45,8	72D
39D 828/83	25x80	50	45,8	72D
39D 828/84	25x100	50	45,8	72D
39D 828/85	25x125	50	45,8	72D
39D 828/86	30x80	65	54,6	55D
39D 828/88	30x125	65	54,6	55D
39D 828/89	36x80	70	61,8	55D
39D 828/90	36x100	70	61,8	55D
39D 828/91	36x125	70	61,8	55D
39D 828/92	42x80	90	78,5	55D
39D 828/93	42x100	90	78,5	55D
39D 828/94	42x125	90	78,5	55D

**VW CODE:39D 828**

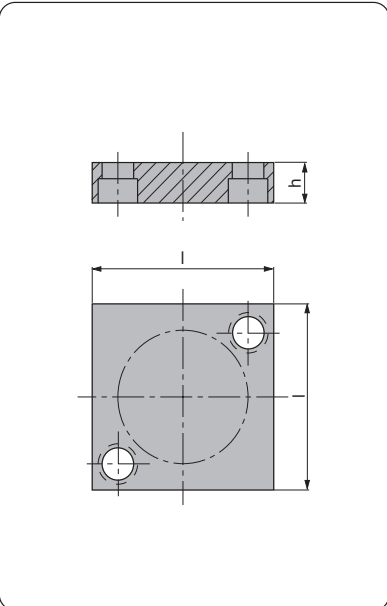
VW Code	d <sub>1</sub>
39D 847/1	98
39D 847/2	113
39D 847/3	128
39D 847/4	143



Material :  
90MnCrV8  
Hardened  
HRC 56 ± 60

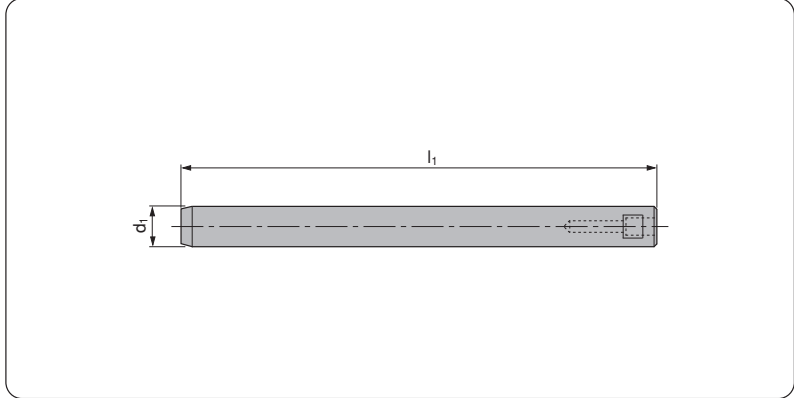
**VW CODE:39D 847**

VW Code	l	h
39D 847/10	40	12
39D 847/11	60	15
39D 847/12	70	15
39D 847/13	100	20
39D 847/14	140	20



Material :  
90MnCrV8  
Hardened  
HRC 56 ± 60

**VW CODE:39D 847**



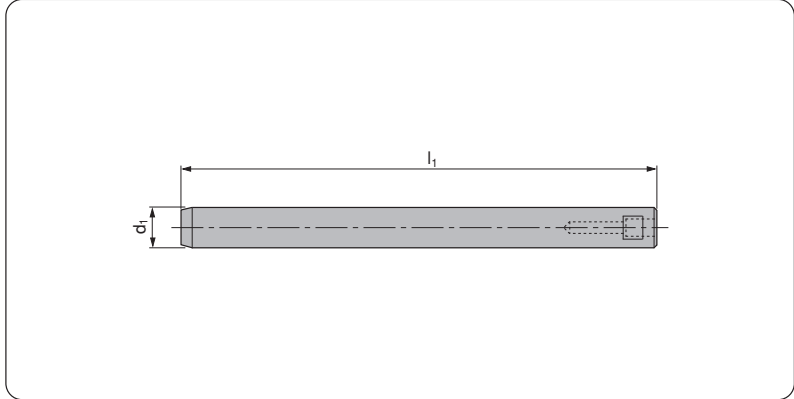
Material :  
CK45  
Hardened  
HRC 60 ÷ 62

Lenght ( $l_1$ ) is given by the customer.

**Order Example:**  
 $l_1=25, l_1=300$   
Order Code:  
**39D 851/25 L1=300**

VW Code	$d_1$	$l_1$
39D 851/20	20	???
39D 851/25	25	???
39D 851/30	30	???

**VW CODE:39D 851**



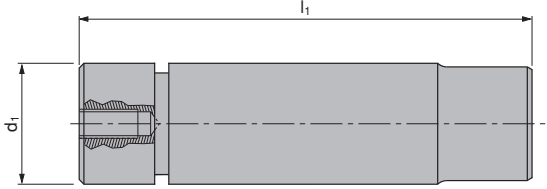
Material :  
CK45  
Hardened  
HRC 60 ÷ 62

Lenght ( $l_1$ ) is given by the customer.

**Order Example:**  
 $l_1=25, l_1=300$   
Order Code:  
**39D 851/25 L1=300**

VW Code	$d_1$	$l_1$
39D 851/32	30	270
39D 851/34	30	425

**VW CODE:39D 851**


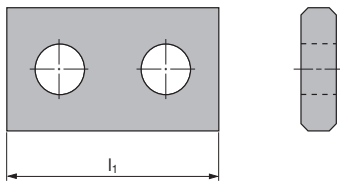


Material :  
CK45  
800 ÷ 1000 N/mm<sup>2</sup>

**VW CODE:39D 854**

VW Code	$d_1$	$l_1$
39D 854/1	32	105
39D 854/2	32	122
39D 854/3	40	139
39D 854/4	40	159
39D 854/5	50	167
39D 854/6	50	192
39D 854/7	63	202
39D 854/8	63	237

Respect the max. load.



Material :  
Steel

**VW CODE:39D 856**

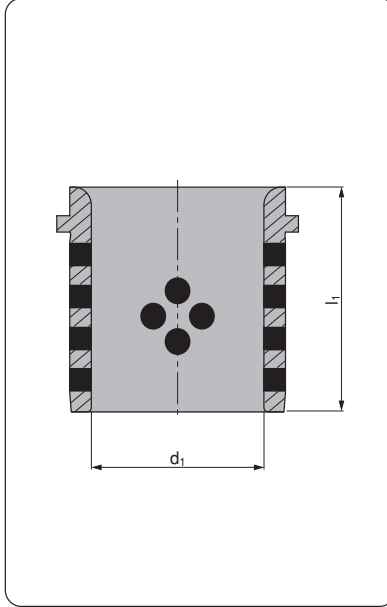
VW Code	Guide Post Diameter $\varnothing$	$l_1$
39D 856/2	25 ÷ 32	40
39D 856/4	40 ÷ 50	48
39D 856/6	63 ÷ 80	60






Material :  
Bronze with Non-Liquid Lubricant  
HB ≥ 190

Direction of Motion

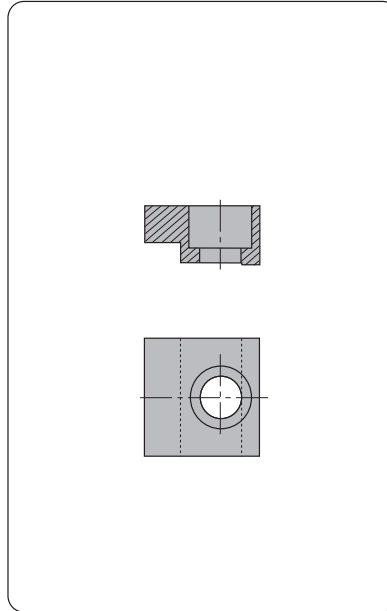


VW Code	d <sub>1</sub>	l <sub>1</sub>
39D 860/31	25	40
39D 860/32	32	50
39D 860/33	40	63
39D 860/34	50	71
39D 860/35	63	80
39D 860/36	80	100
39D 860/37	100	125
39D 860/38	125	160
39D 860/40	160	200

VW CODE: 39D 860

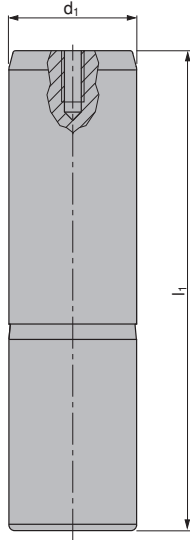


Material :  
Steel



VW Code	Bushind Size Ø
39D 861/6	25 ÷ 50
39D 861/10	63 ÷ 160

VW CODE: 39D 861



Material :  
16MnCr5  
Hardened  
HRC : 60 ÷ 62

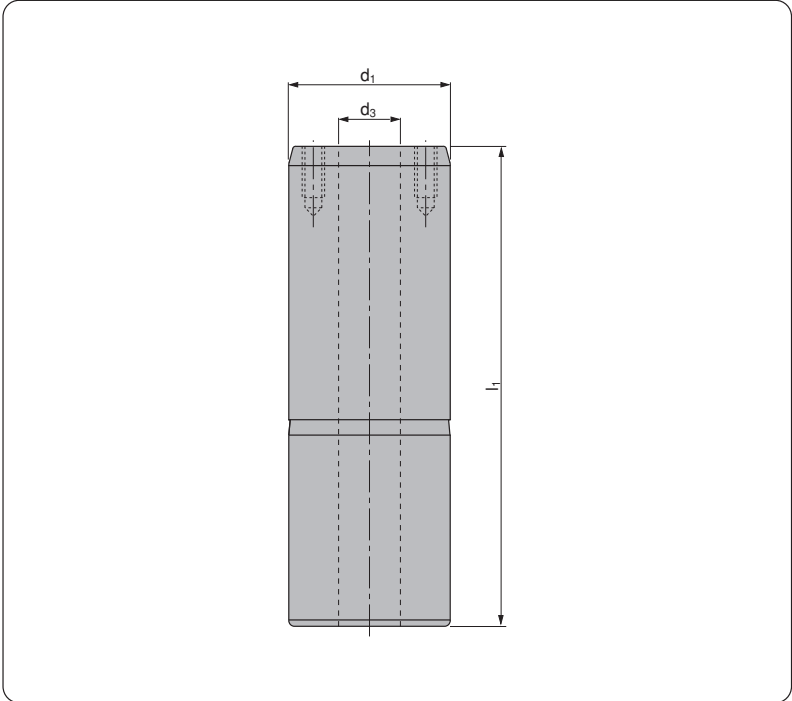
**VW CODE:39D 862**

VW Code	$d_1$	$l_1$
39D 862/13	25	125
39D 862/14	25	140
39D 862/15	25	160
39D 862/16	25	180
39D 862/23	32	140
39D 862/24	32	160
39D 862/25	32	180
39D 862/26	32	200
39D 862/31	40	140
39D 862/32	40	160
39D 862/33	40	180
39D 862/34	40	200
39D 862/35	40	224
39D 862/36	40	250
39D 862/37	40	280
39D 862/41	50	160
39D 862/42	50	180
39D 862/43	50	200
39D 862/44	50	224
39D 862/45	50	250
39D 862/46	50	280
39D 862/48	50	315
39D 862/48	50	355
39D 862/51	63	180
39D 862/52	63	200
39D 862/53	63	224
39D 862/54	63	250

VW Code	$d_1$	$l_1$
39D 862/55	63	280
39D 862/56	63	315
39D 862/57	63	355
39D 862/58	63	400
39D 862/62	80	224
39D 862/63	80	250
39D 862/64	80	280
39D 862/65	80	315
39D 862/66	80	355
39D 862/67	80	400


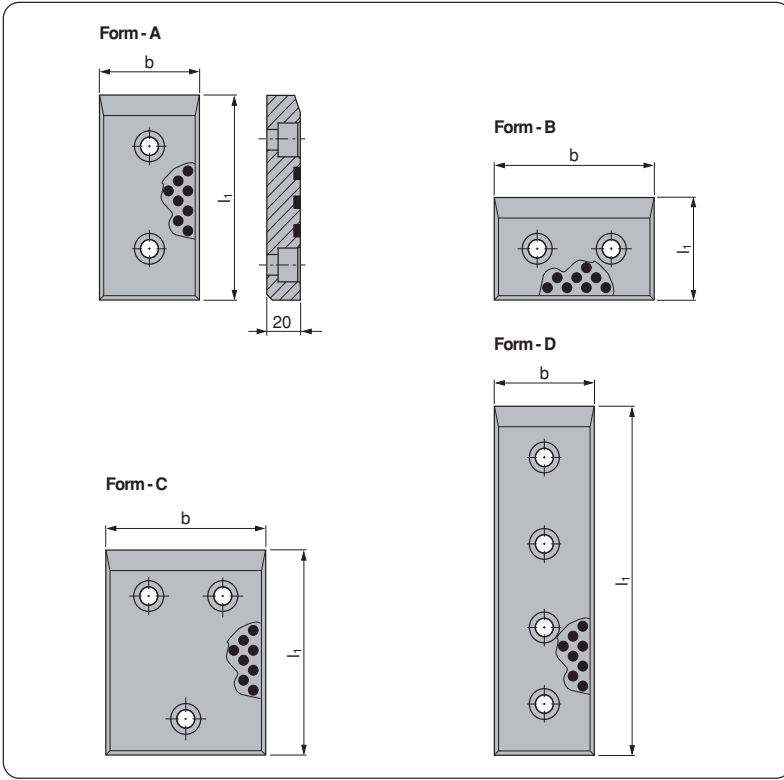


Material :  
16MnCr5  
Hardened  
HRC : 60 ÷ 62



**VW CODE:39D 862**

VW Code	d <sub>1</sub>	d <sub>3</sub>	l <sub>1</sub>
39D 862/73	100	50	280
39D 862/74	100	50	315
39D 862/75	100	50	355
39D 862/76	100	50	400
39D 862/82	125	65	315
39D 862/83	125	65	355
39D 862/84	125	65	400
39D 862/85	125	65	450
39D 862/86	125	65	500
39D 862/93	160	95	400
39D 862/94	160	95	450
39D 862/95	160	95	500
39D 862/96	160	95	560



Material :  
Bronze with Non-Liquid Lubricant  
HB ≥ 190

Direction of Motion



**VW CODE:39D 863**

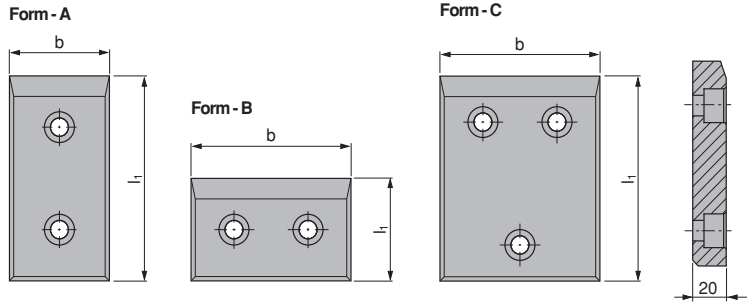
VW Code	Form	b	l <sub>1</sub>
39D 863/12	A	50	80
39D 863/13	A	50	100
39D 863/14	A	50	125
39D 863/15	A	50	160
39D 863/16	A	50	200
39D 863/21	B	80	50
39D 863/22	A	80	80
39D 863/23	A	80	100
39D 863/24	A	80	125
39D 863/25	A	80	160
39D 863/26	A	80	200
39D 863/31	B	100	50
39D 863/32	B	100	80
39D 863/33	A	100	100
39D 863/34	A	100	125
39D 863/35	A	100	160
39D 863/36	A	100	200
39D 863/41	B	125	50
39D 863/42	B	125	80
39D 863/43	C	125	100
39D 863/44	C	125	125
39D 863/45	C	125	160
39D 863/46	C	125	200

VW Code	Form	b	l <sub>1</sub>
39D 863/51	B	160	50
39D 863/52	B	160	80
39D 863/53	C	160	100
39D 863/54	C	160	125
39D 863/55	C	160	160
39D 863/56	C	160	200
39D 863/111	D	50	250
39D 863/112	D	50	300
39D 863/113	D	50	350
39D 863/114	D	50	400
39D 863/115	D	50	450
39D 863/116	D	50	500
39D 863/121	D	80	250
39D 863/122	D	80	300
39D 863/123	D	80	350
39D 863/124	D	80	400
39D 863/125	D	80	450
39D 863/126	D	80	500
39D 863/131	D	100	450
39D 863/132	D	100	500
39D 863/141	D	125	450
39D 863/142	D	125	500
39D 863/150	D	100	250

VW Code	Form	b	l <sub>1</sub>
39D 863/151	D	100	300
39D 863/152	D	100	350
39D 863/153	D	100	400
39D 863/155	D	125	250
39D 863/156	D	125	300
39D 863/157	D	125	350
39D 863/158	D	125	400
39D 863/160	D	160	250
39D 863/161	D	160	300
39D 863/162	D	160	350
39D 863/163	D	160	400
39D 863/164	D	160	450
39D 863/165	D	160	500

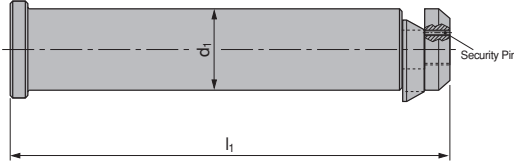


Material :  
16MnCr5  
Hardened  
HRC : 60 ÷ 62



**VW CODE:39D 863**

VW Code	Form	b	l <sub>1</sub>
39D 863/62	A	50	80
39D 863/63	A	50	100
39D 863/64	A	50	125
39D 863/65	A	50	160
39D 863/66	A	50	200
39D 863/71	B	80	50
39D 863/72	A	80	80
39D 863/73	A	80	100
39D 863/74	A	80	125
39D 863/75	A	80	160
39D 863/76	A	80	200
39D 863/81	B	100	50
39D 863/82	A	100	80
39D 863/83	A	100	100
39D 863/84	A	100	125
39D 863/85	A	100	160
39D 863/86	A	100	200
39D 863/91	B	125	50
39D 863/92	B	125	80
39D 863/93	C	125	100
39D 863/94	C	125	125
39D 863/95	C	125	160
39D 863/96	C	125	200
39D 863/101	B	160	50
39D 863/102	B	160	80
39D 863/103	C	160	100
39D 863/104	C	160	125
39D 863/105	C	160	160
39D 863/106	C	160	200



Material :  
d<sub>1</sub> ≤ 63 CK45  
d<sub>1</sub> = 76 42CrMo4

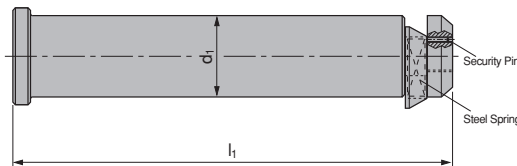
**WARNING !**  
For safety reasons, the weight of the tool has to be supported by just two lifting pins.  
**Respect the max load**

**UYARI !**  
Güvenlik nedeniyle kalıp ağırlığı iki adet taşıma piminin taşıyabileceği maksimum yük miktarını aşmamalıdır.  
**Maksimum yükü göz ardı etmeyiniz**

**ACHTUNG !**  
Aus Sicherheitsgründen achten Sie immer dass zwei Tragbolzen das gesamte Werkzeugs gewicht tragen müssen.  
**Maximale Nutzlast beachten**

**VW CODE:39D 866**

VW Code	Max. Load (Kg)	Max. Die Weight (Kg)	d <sub>1</sub>	l <sub>1</sub>
39D 866/3	3200	6400	32	175
39D 866/4	5000	10000	40	225
39D 866/5	8000	16000	50	273
39D 866/6	12500	25000	63	347
39D 866/7	31500	63000	76	422
39D 866/25	8000	16000	50	221
39D 866/26	12500	25000	63	277



Material :  
d<sub>1</sub> ≤ 63 CK45  
d<sub>1</sub> = 76 42CrMo4

**WARNING !**  
For safety reasons, the weight of the tool has to be supported by just two lifting pins.  
**Respect the max load**

**UYARI !**  
Güvenlik nedeniyle kalıp ağırlığı iki adet taşıma piminin taşıyabileceği maksimum yük miktarını aşmamalıdır.  
**Maksimum yükü göz ardı etmeyiniz**

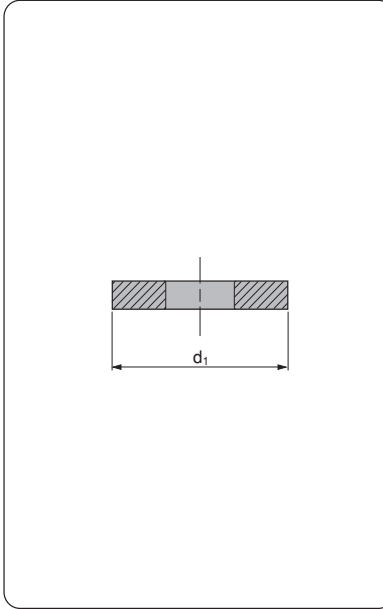
**ACHTUNG !**  
Aus Sicherheitsgründen achten Sie immer dass zwei Tragbolzen das gesamte Werkzeugs gewicht tragen müssen.  
**Maximale Nutzlast beachten**

**VW CODE:39D 866**

VW Code	Max. Load (Kg)	Max. Die Weight (Kg)	d <sub>1</sub>	l <sub>1</sub>
39D 866/13	3200	6400	32	175
39D 866/14	5000	10000	40	225
39D 866/15	8000	16000	50	273
39D 866/16	12500	25000	63	347
39D 866/17	31500	63000	76	422



Material :  
CK45

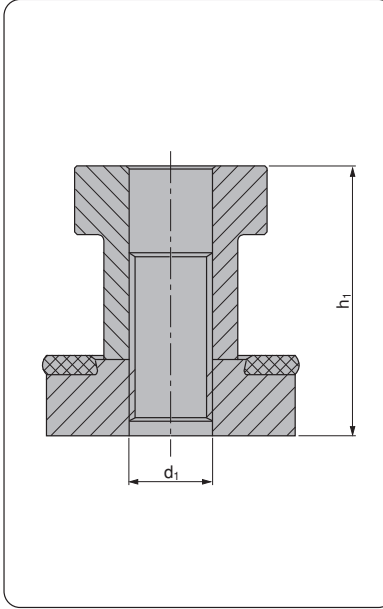


VW Code	d1
39D 869/3	35
39D 869/4	40
39D 869/5	50
39D 869/6	65
39D 869/8	80
39D 869/10	100
39D 869/13	130

**VW CODE:39D 869**



Material :  
CK45 and  
Elastomer 90 SH.



VW Code	d1	h1
39D 870/16	M16x1,5	57
39D 870/20	M20x1,5	63
39D 870/27	M27x2,0	65

**VW CODE:39D 870**

VW Code

---

39D 872/20

---

39D 872/21

---



---



---



---



---



---



---



---



---



---



---



---



---



---



---



---



---



---



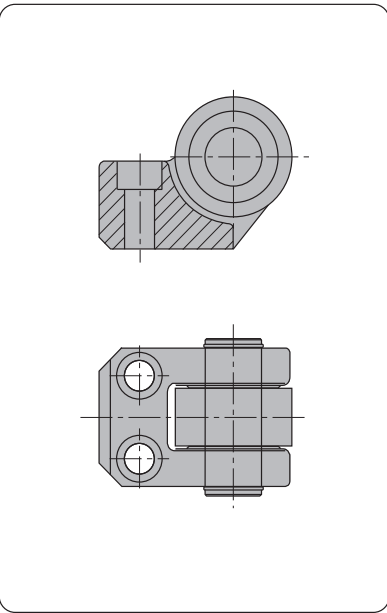
---



---


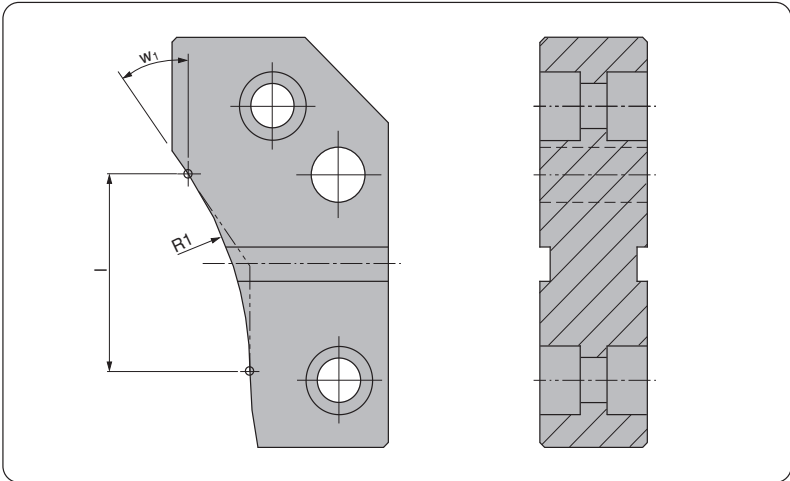


---



Material :  
Steel

VW CODE:39D 872



Material :  
90MnCrV8  
Hardened  
HRC 60 ÷ 62

VW CODE:39D 873

VW Code	Side	W1	R1
39D 873/10	Right	???	???
39D 873/11	Left	???	???

Order Example:  
W<sub>1</sub>=30°, R<sub>1</sub>=300  
Order Code:  
**39D 873/10 W<sub>1</sub>=30° R<sub>1</sub>=120**





VW Code

39D 882/3

\_\_\_\_\_

\_\_\_\_\_

\_\_\_\_\_

\_\_\_\_\_

\_\_\_\_\_

\_\_\_\_\_

\_\_\_\_\_

\_\_\_\_\_

\_\_\_\_\_

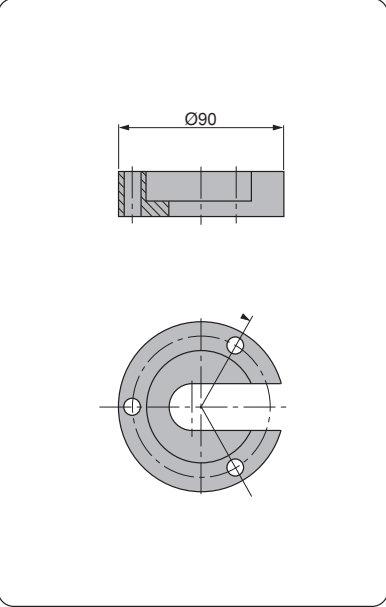
\_\_\_\_\_

\_\_\_\_\_

\_\_\_\_\_

\_\_\_\_\_

\_\_\_\_\_



Material :  
Steel

**VW CODE:39D 882**

VW Code

39D 887/1

\_\_\_\_\_

\_\_\_\_\_

\_\_\_\_\_

\_\_\_\_\_

\_\_\_\_\_

\_\_\_\_\_

\_\_\_\_\_

\_\_\_\_\_

\_\_\_\_\_

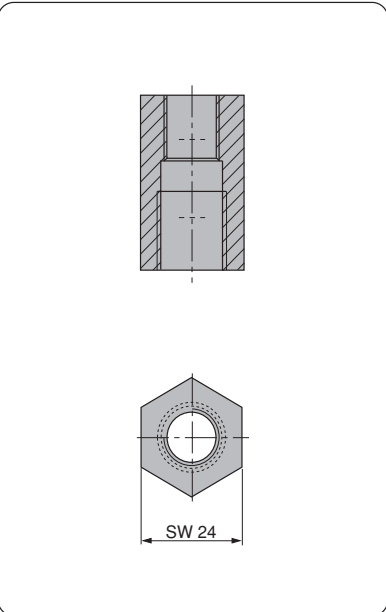
\_\_\_\_\_

\_\_\_\_\_

\_\_\_\_\_

\_\_\_\_\_

\_\_\_\_\_



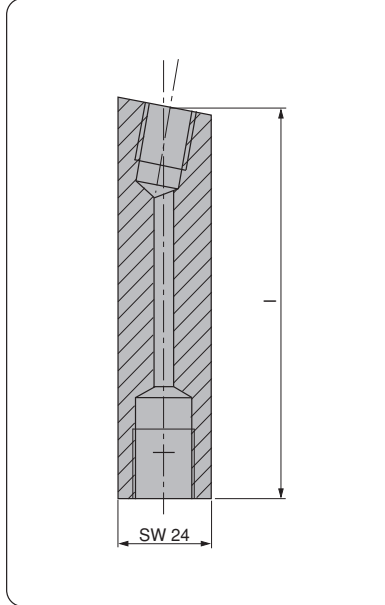
Material :  
CK45

**VW CODE:39D 887**



Material (Gage) :  
CK45

Lenght (l) is given by the  
customer.

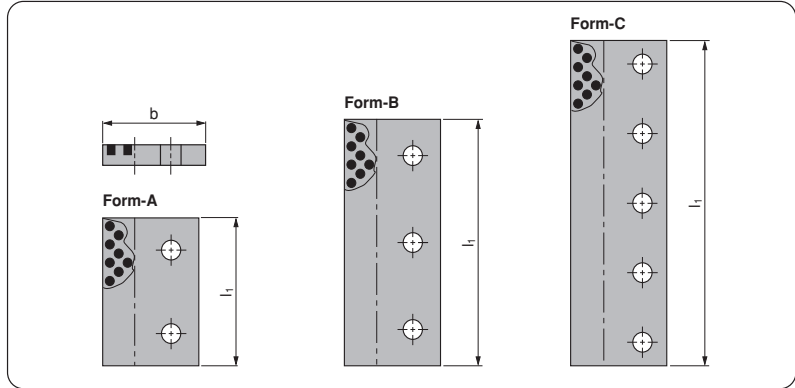



VW Code	l
39D 887/2	???

VW CODE:39D 887



Material :  
Bronze with Non-Liquid Lubricant  
HB ≥ 190



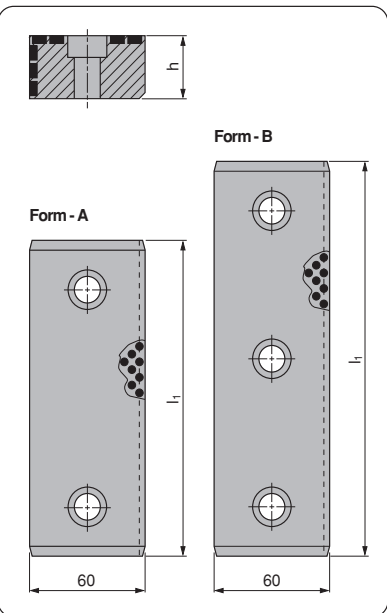
VW CODE:39D 890

VW Code	b
39D 890/25	85
39D 890/26	85
39D 890/27	85
39D 890/28	85
39D 890/29	85
39D 890/30	85
39D 890/15	125

l <sub>1</sub>	VW Code	b
160	39D 890/16	125
200	39D 890/17	125
250	39D 890/18	125
300	39D 890/19	125
350	39D 890/20	125
400	39D 890/21	125
160	39D 890/22	125

l <sub>1</sub>
200
250
300
350
400
450
500

VW Code	Form	l <sub>1</sub>
39D 892/10	A	125
39D 892/11	A	160
39D 892/12	B	200
39D 892/15	A	125
39D 892/16	A	160
39D 892/17	B	200


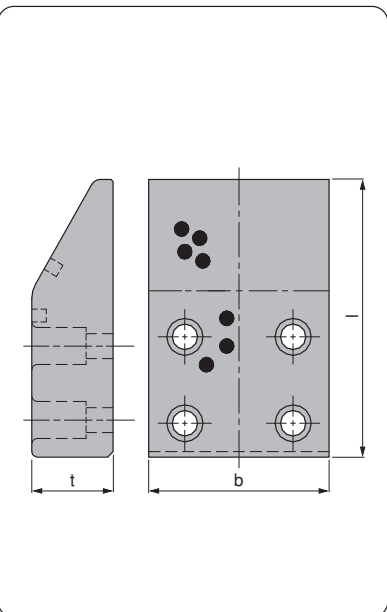


Material :  
Bronze with Non-Liquid Lubricant  
HB ≥ 190

Direction of Motion

**VW CODE:39D 892**

VW Code	b	l	t
39D 894/130	100	170	45
39D 894/131	125	170	45
39D 894/132	150	170	45
39D 894/134	100	150	45
39D 894/135	100	170	60
39D 894/136	125	150	45
39D 894/137	125	170	60
39D 894/138	150	150	45
39D 894/139	150	170	60



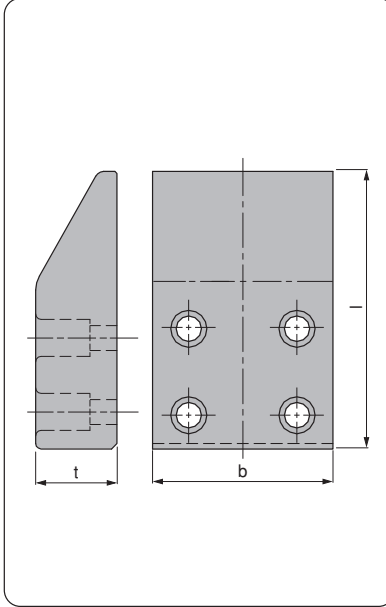
Material :  
Bronze with Non-Liquid Lubricant  
HB ≥ 190

Direction of Motion

**VW CODE:39D 894**



Material :  
X155CrV Mo12  
Hardened  
HRC 58 ÷ 62



VW Code	b	l	t
39D 894/150	100	170	45
39D 894/151	125	170	45
39D 894/152	150	170	45
39D 894/154	100	150	45
39D 894/155	100	170	60
39D 894/156	125	150	45
39D 894/157	125	170	60
39D 894/158	150	150	45
39D 894/159	150	170	60

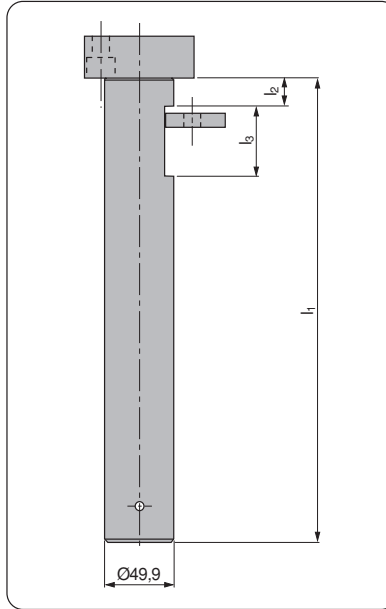
**VW CODE:39D 894**



Material :  
16MnCr5  
Hardened  
HRC : 60 ÷ 62

"l<sub>1</sub>", "l<sub>2</sub>" and "l<sub>3</sub>" are given by the customer.

Order Example:  
l<sub>1</sub>=400, l<sub>2</sub>=20, l<sub>3</sub>=60,  
Order Code:  
**39D 896/1 L1-400,L2-20,L3-60**

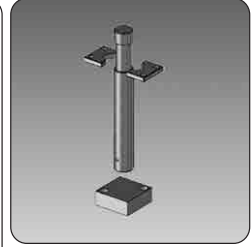
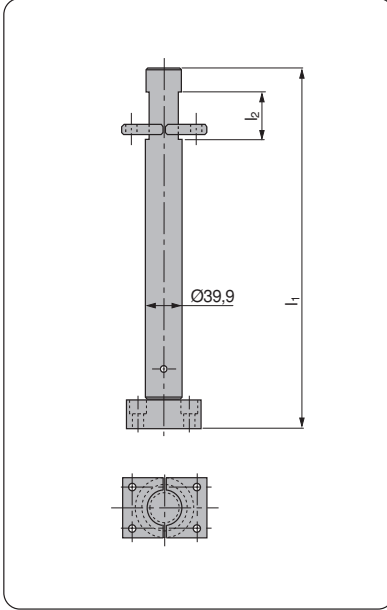


VW Code
39D 896/1

**VW CODE:39D 896**

VW Code

39D 896/2



Material :  
16MnCr5  
Hardened  
HRC : 60 ÷ 64

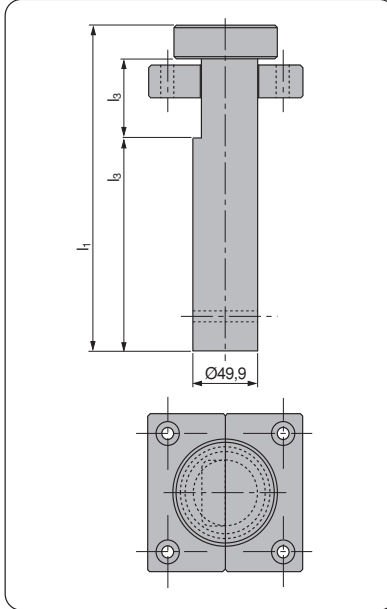
"l<sub>1</sub>" and "l<sub>2</sub>" are given by the customer.

**Order Example:**  
l<sub>1</sub>=300, l<sub>2</sub>=60  
Order Code:  
39D 896/2 L1-300,L2-60

**VW CODE:39D 896**

VW Code

39D 896/3

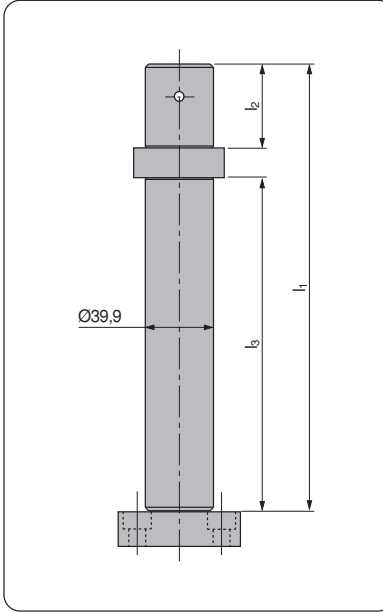


Material :  
16MnCr5  
Hardened  
HRC : 60 ÷ 64

"l<sub>1</sub>", "l<sub>2</sub>" and "l<sub>3</sub>" are given by the customer.

**Order Example:**  
l<sub>1</sub>=325, l<sub>2</sub>=240, l<sub>3</sub>=60  
Order Code:  
39D 896/3 L1-325,L2-240,L3-60

**VW CODE:39D 896**



VW Code

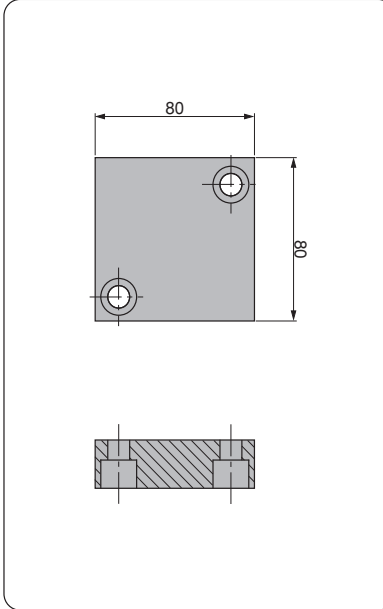
39D 896/4

Material :  
16MnCr5  
HRC : 60 ÷ 64

"l<sub>1</sub>", "l<sub>2</sub>" and "l<sub>3</sub>" are given by the customer.

**Order Example:**  
l<sub>1</sub>=300, l<sub>2</sub>=50, l<sub>3</sub>=230,  
Order Code:  
**39D 896/4 L1-300,L2-50,L3-230**

**VW CODE:39D 896**



VW Code

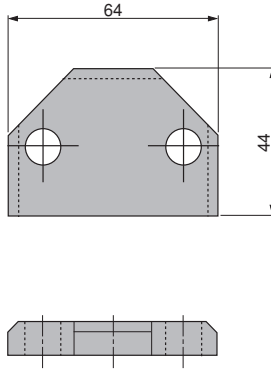
39D 896/1-02

Material :  
16MnCr5  
HRC : 60 ÷ 64

**VW CODE:39D 896**

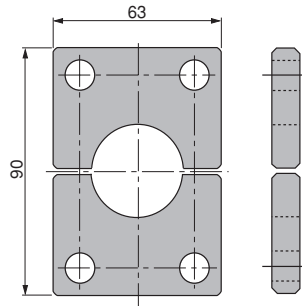
VW Code

39D 896/1-03


Material :  
16MnCr5  
HRC : 60 ÷ 64**VW CODE:39D 896**

VW Code

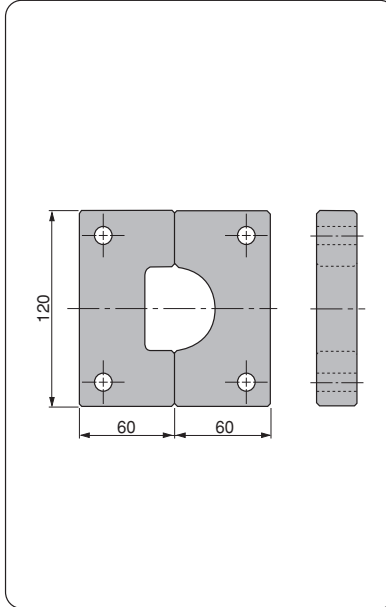
39D 896/2-03

Material :  
16MnCr5  
HRC : 60 ÷ 64**VW CODE:39D 896**





Material :  
16MnCr5  
HRC 60 ÷ 64



VW Code

39D 896/4

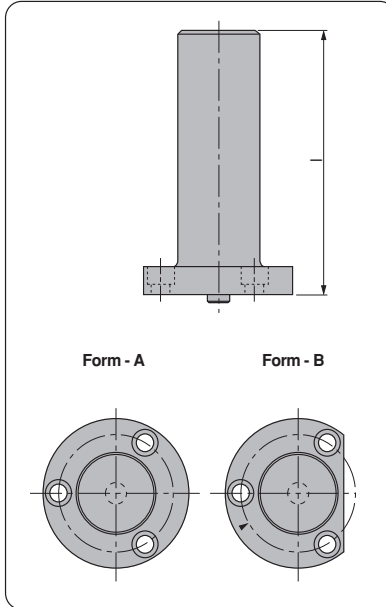
VW CODE:39D 896



Material :  
CK45  
800 ÷ 1000 N/mm<sup>2</sup>  
Forged

L<sub>max</sub>= 440

Order Example:  
l=300  
Order Code:  
39D 951/1 L=300



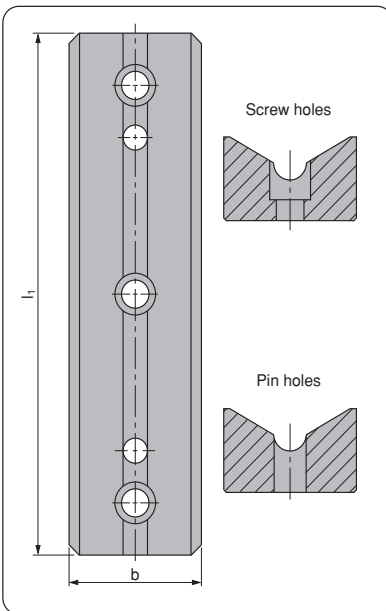
VW Code

39D 951/1

39D 951/2

VW CODE:39D 951


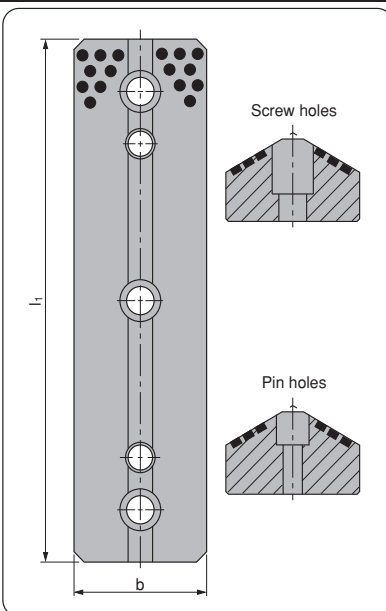
VW Code	b	l <sub>1</sub>
39D 952/10	65	150
39D 952/11	65	200
39D 952/12	65	250
39D 952/13	65	300
39D 952/20	125	150
39D 952/21	125	200
39D 952/22	125	250
39D 952/23	125 </td <td>300</td>	300



Material :  
CK45  
HRC 58 ÷ 60

**VW CODE:39D 952**

VW Code	b	l <sub>1</sub>
39D 952/40	65	150
39D 952/41	65	200
39D 952/42	65	250
39D 952/43	65	300
39D 952/50	125	150
39D 952/51	125	200
39D 952/52	125	250
39D 952/53	125	300



Material :  
Bronze with Non-Liquid Lubricant  
HB ≥ 190

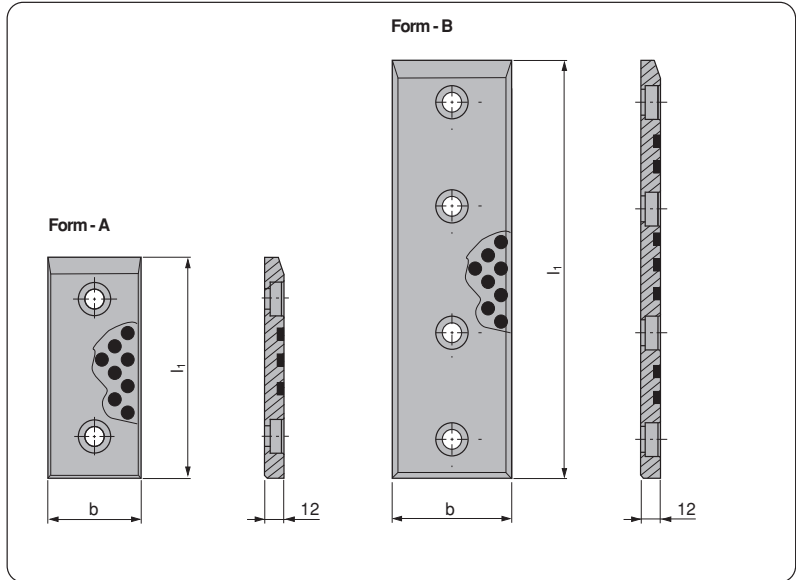
Direction of Motion

**VW CODE:39D 952**



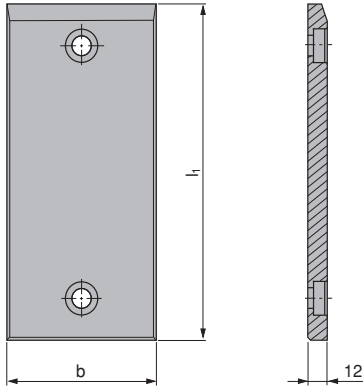
Material :  
Bronze with Non-Liquid Lubricant  
HB ≥ 190

Direction of Motion



**VW CODE:39D 954**

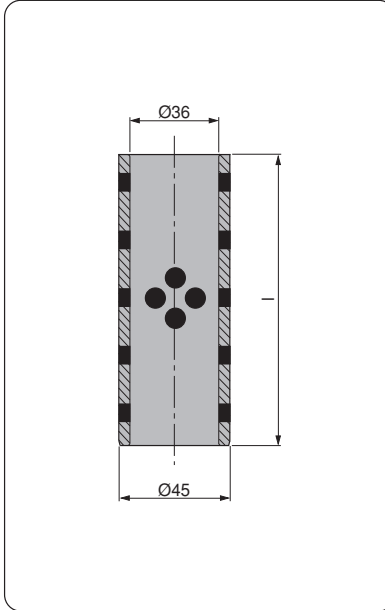
VW Code	Form	b	l <sub>1</sub>
39D 954/11	A	30	80
39D 954/12	A	30	100
39D 954/13	A	30	125
39D 954/14	A	30	160
39D 954/15	A	30	200
39D 954/16	A	40	80
39D 954/17	A	40	100
39D 954/18	A	40	125
39D 954/19	A	40	160
39D 954/20	A	40	200
39D 954/21	A	50	80
39D 954/22	A	50	100
39D 954/23	A	50	125
39D 954/24	A	50	160
39D 954/25	A	50	200
39D 954/26	A	60	80
39D 954/27	A	60	100
39D 954/28	A	60	125
39D 954/29	A	60	160
39D 954/30	A	60	200
39D 954/31	A	60	80
39D 954/32	A	80	100
39D 954/33	A	80	125
39D 954/34	A	80	160
39D 954/35	A	80	200
39D 954/36	B	50	250
39D 954/37	B	50	300
39D 954/38	B	50	350
39D 954/39	B	50	400



Material :  
16MnCr5  
HRC : 60 ÷ 64

**VW Code:39D 954**

VW Code	b	l
39D 954/41	30	80
39D 954/42	30	100
39D 954/43	30	125
39D 954/44	30	160
39D 954/45	30	200
39D 954/46	40	80
39D 954/47	40	100
39D 954/48	40	125
39D 954/49	40	160
39D 954/50	40	200
39D 954/51	50	80
39D 954/52	50	100
39D 954/53	50	125
39D 954/54	50	160
39D 954/55	50	200
39D 954/56	60	80
39D 954/57	60	100
39D 954/58	60	125
39D 954/59	60	160
39D 954/60	60	200
39D 954/61	80	80
39D 954/62	80	100
39D 954/63	80	125
39D 954/64	80	160
39D 954/65	80	200

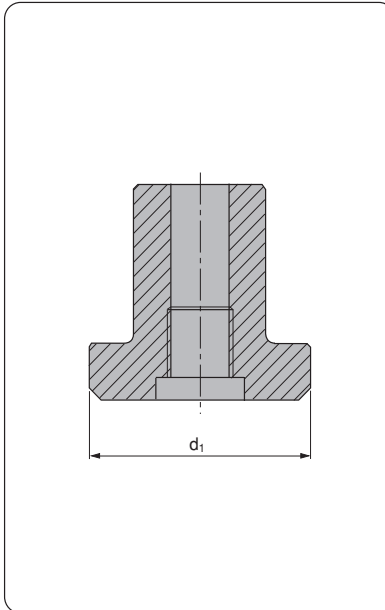


VW Code	l
39D 956/1	115
39D 956/2	145
39D 956/3	170

Material :  
Bronze with Non-Liquid Lubricant  
HB ≥ 190

Direction of Motion

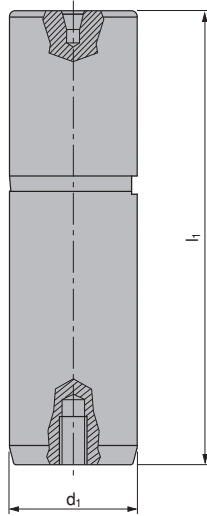
**VW CODE: 39D 956**



VW Code	d <sub>1</sub>
39D 958/1	100
39D 958/2	80

Material :  
42CrMo4

**VW CODE: 39D 958**



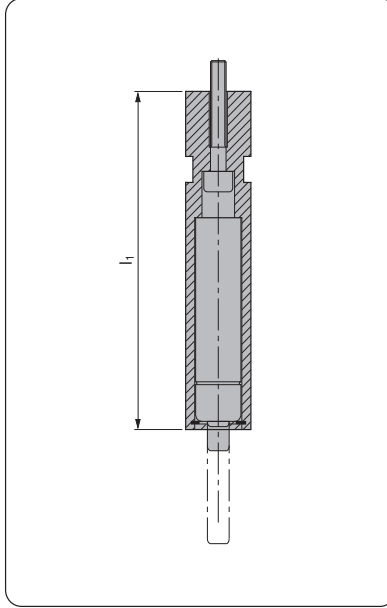
Material :  
16MnCr5  
HRC 60 ÷ 64

**VW CODE:39D 969**

VW Code	$d_1$	$l_1$
39D 969/13	25	125
39D 969/14	25	140
39D 969/15	25	160
39D 969/16	25	180
39D 969/23	32	140
39D 969/24	32	160
39D 969/25	32	180
39D 969/26	32	200
39D 969/32	40	160
39D 969/33	40	180
39D 969/34	40	200
39D 969/35	40	224
39D 969/36	40	250
39D 969/37	40	280
39D 969/43	50	200
39D 969/44	50	224
39D 969/45	50	250
39D 969/46	50	280
39D 969/47	50	315
39D 969/48	50	355
39D 969/53	63	224
39D 969/54	63	250
39D 969/55	63	280
39D 969/56	63	315
39D 969/57	63	355
39D 969/58	63	400
39D 969/64	80	250
39D 969/65	80	280
39D 969/66	80	315
39D 969/67	80	355
39D 969/68	80	400



Material :  
Hardened steel  
Gas Spring




VW Code

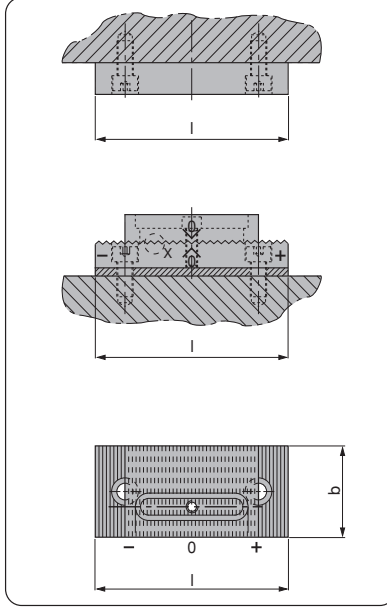
l<sub>1</sub>

39D 972/11	182
39D 972/12	200
39D 972/13	220

VW CODE:39D 972



Material :  
90MnCrV8  
HRC 58 ÷ 60



VW Code

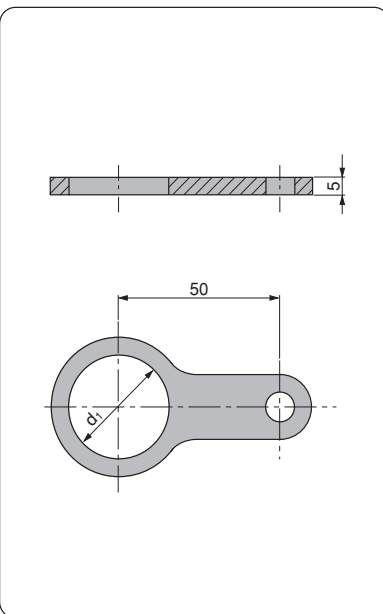
b

l

39D 976-10	60	130
39D 976-11	80	160

VW CODE:39D 976

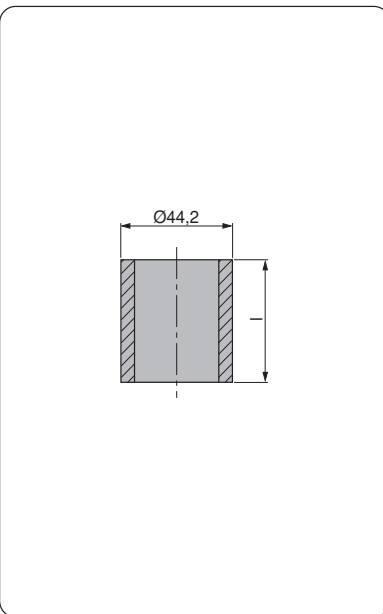
VW Code	d <sub>1</sub>
39D 993/1	19
39D 993/2	31



Material :  
Steel

VW CODE:39D 993

VW Code
39D 995/4



Material :  
CK45

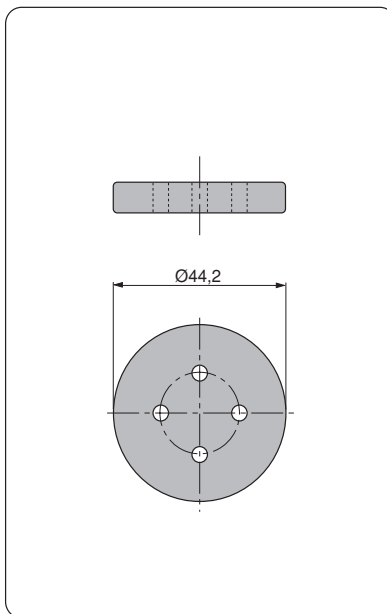
"l" is given by the customer.

VW CODE:39D 995






Material :  
CK45



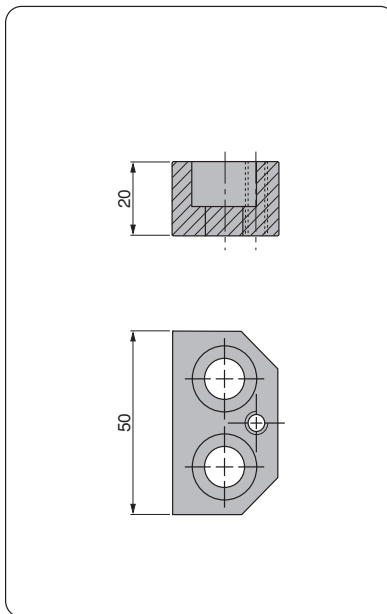
VW Code

39D 995/5

**VW CODE:39D 995**



Material :  
16MnCr5  
HRC : 60 ÷ 62

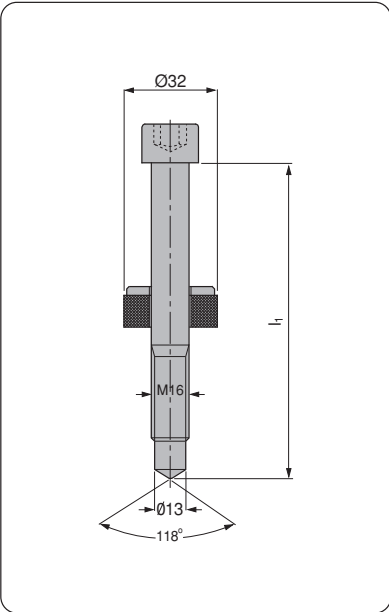


VW Code

39D 995/6

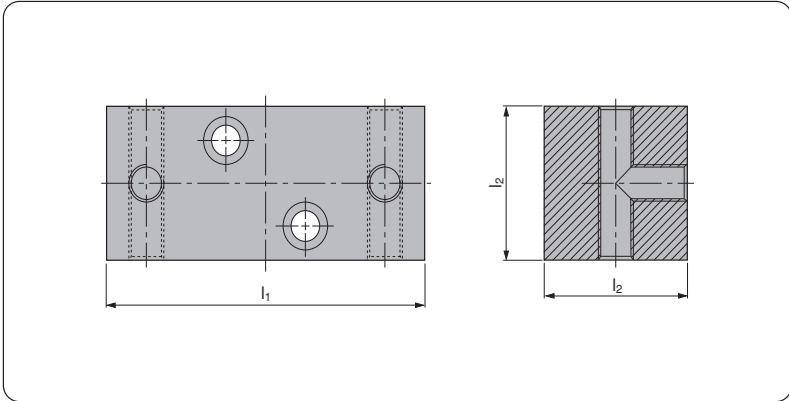
**VW CODE:39D 995**

VW Code	l <sub>1</sub>
39D 995/12	120
39D 995/14	135
39D 995/15	150
39D 995/16	160



Material :  
DIN 912 Screw, Steel and  
Nylatron GSM P30


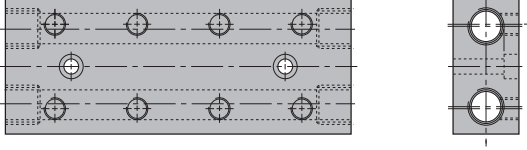
**VW CODE:39D 995**



Material :  
Ms65

VW Code	l <sub>1</sub>	l <sub>2</sub>
39D 1392/1	90	40
39D 1392/2	100	45
39D 1392/3	110	50
39D 1392/4	120	60

**VW CODE:39D 1392**



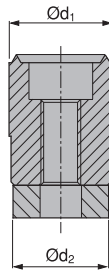
Material :  
Ms65

VW Code

39D 1430

**VW CODE:39D 1430**

VW Code	d <sub>1</sub>	d <sub>2</sub>
39V 863/10	10	9,7
39V 863/13	13	12

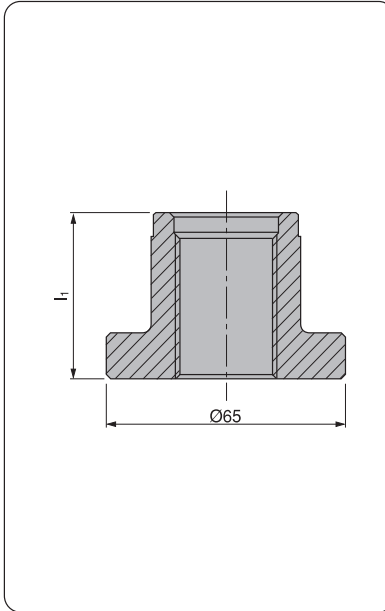


Material :  
X155CrVMo12  
HRC 60 ÷ 62

**VW CODE:39V 863**



Material :  
CK45

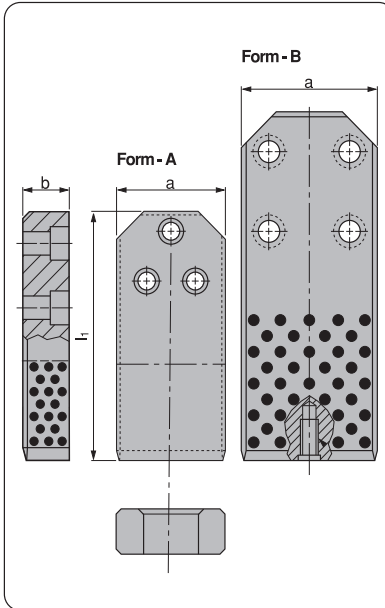



VW Code	l <sub>1</sub>
39V 1071/1	50
39V 1071/2	87

VW CODE:39V 1071



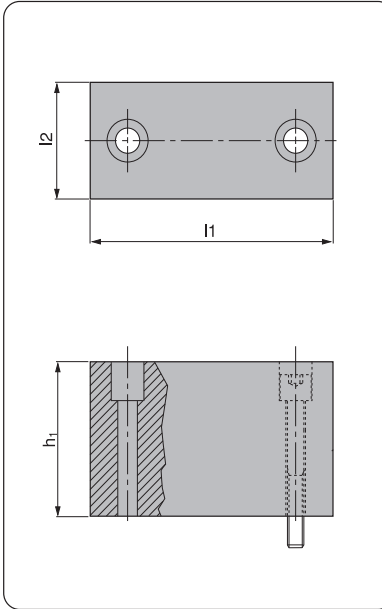
Material :  
CK45 with Non-liquid Lubricant  
HRC 58 ÷ 60



VW Code	Form	a	b	l <sub>1</sub>
39D1159/24	A	112	45	250
39D1159/25	B	140	45	315
39D1159/32	B	190	56	400
39D1159/35	B	240	56	500
39D1159/36	B	240	56	630
39D1159/37	B	140	45	400
39D1159/38	B	140	56	400

VW CODE:39V 1159

VW Code	$l_1$	$l_2$	$h_1$
39V 1162/1	60	40	???
39V 1162/2	80	40	???
39V 1162/3	100	40	???
39V 1162/4	100	50	???
39V 1162/5	120	60	???
39V 1162/20	150	80	???
39V 1162/21	160	100	???




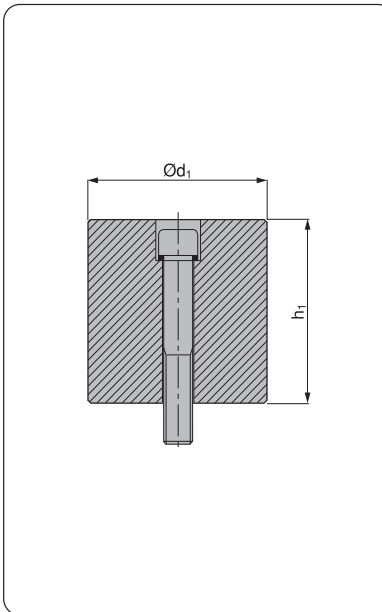
Material :  
CK45

" $h_1$ " is given by the customer.

**Order Example:**  
 $l_1=120, l_2=60$  and  $h_1=50$   
Order Code:  
**39V 1162/5 H1=50**

**VW CODE:**39V 1162

VW Code	$d_1$	$h_1$
39V 1162/14	60	???
39V 1162/15	80	???
39V 1162/17	120	???
39V 1162/18	150	???
39V 1162/25	100	???



Material :  
CK45

" $h_1$ " is given by the customer.

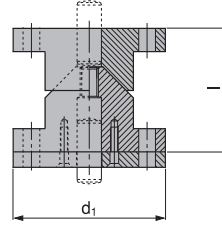
**Order Example:**  
 $l_1=120, l_2=60$  and  $h_1=50$   
Order Code:  
**39V 1162/5 H1=50**

**VW CODE:**39V 1162

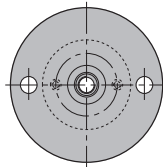


Material (Cone) :  
16MnCr5  
HRC : 60 ÷ 64

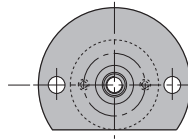
Material (Adjusting Washer) :  
CK45



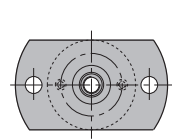
**Form-A**



**Form-B**



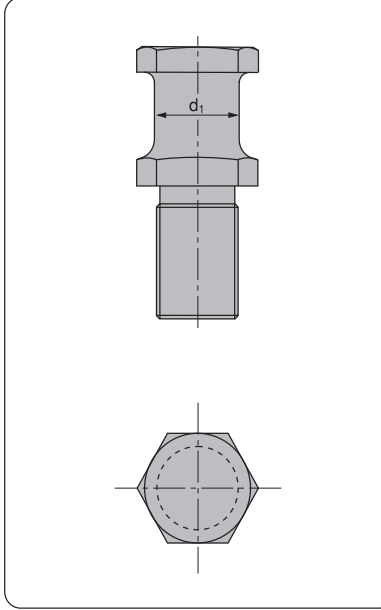
**Form-C**



**VW CODE:39V 1168**

VW Code	Form	d <sub>1</sub>	l
39V 1168/10	A	100	80
39V 1168/12	A	120	90
39V 1168/14	B	100	80
39V 1168/16	B	120	90
39V 1168/18	C	100	80
39V 1168/20	C	120	90

VW Code	Max. Load (Kg)	Max. Die Weight (Kg)	d <sub>1</sub>
39V 1199/1	250	640	16
39V 1199/2	500	1000	20
39V 1199/3	1000	2000	25
39V 1199/4	1500	3000	32
39V 1199/5	2500	5000	40



Material :  
CK45  
700 ÷ 800 N/mm<sup>2</sup>

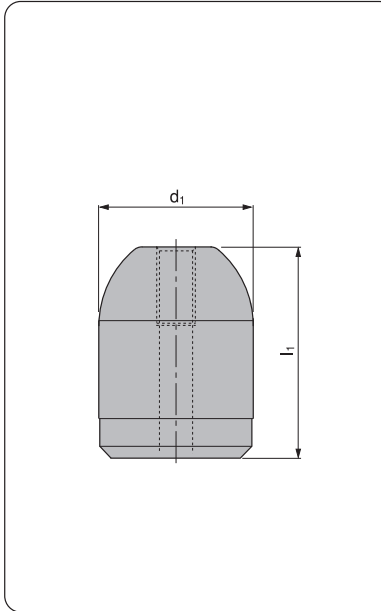
**WARNING !**  
For safety reasons, the weight of the tool has to be supported by just two lifting pins.  
**Respect the max load**

**UYARI !**  
Güvenlik nedeniyle kalıp ağırlığı iki adet taşıma piminin taşıyabileceği maksimum yük miktarını aşmamalıdır.  
**Maksimum yükü göz ardı etmeyiniz**

**ACHTUNG !**  
Aus Sicherheitsgründen achten Sie immer dass zwei Tragbolzen das gesamte Werkzeugs gewicht tragen müssen.  
**Maximale Nutzlast beachten**

**VW CODE:39V 1199**

VW Code	d <sub>1</sub>	l <sub>1</sub>
39V 1205/1	22	45
39V 1205/2	22	55
39V 1205/3	40	55
39V 1205/4	40	65
39V 1205/5	40	85



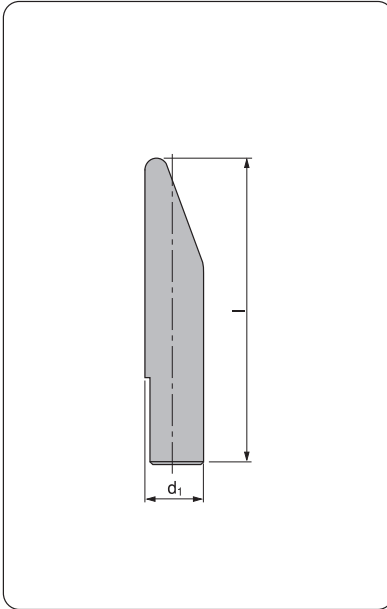
Material :  
16MnCr5  
HRC : 58 ÷ 62

**VW CODE:39V 1205**




Material :  
16MnCr5  
HRC : 58 ÷ 62

"l" is given by the customer.

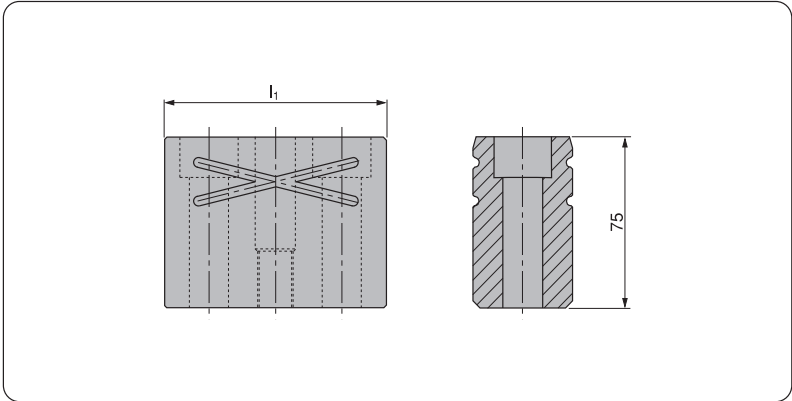


VW Code	d	l
39V 1242/5	16	???
39V 1242/6	20	???
39V 1242/7	25	???
39V 1242/8	32	???

**VW CODE:39V 1242**



Material :  
16MnCr5  
HRC : 58 ÷ 62

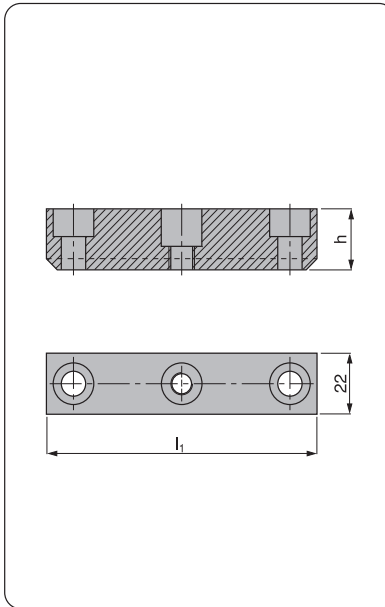


VW Code	l <sub>1</sub>
39V 1254/10	100
39V 1254/11	125
39V 1254/12	160
39V 1254/13	200

**VW CODE:39V 1254**




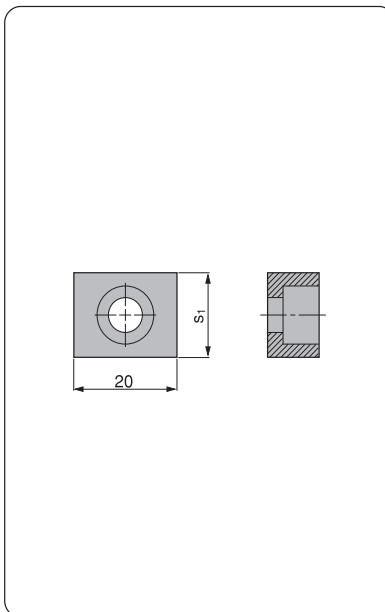
VW Code	h	l <sub>1</sub>
39V 1304/1	14	50
39V 1304/2	14	80
39V 1304/3	14	100
39V 1304/4	14	125
39V 1304/7	22	50
39V 1304/8	22	80
39V 1304/9	22	125
39V 1304/10	22	100
39V 1304/11	40	50
39V 1304/12	40	80
39V 1304/13	40	100
39V 1304/14	40	125



Material :  
CK45

VW CODE:39V 1304

VW Code	s <sub>1</sub>
39V 1304/5	12



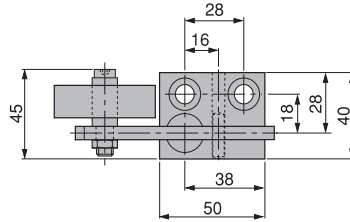
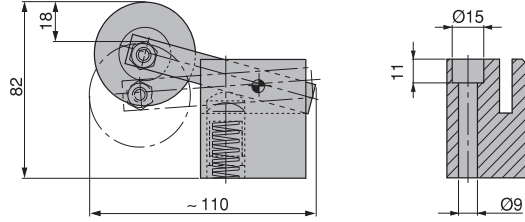
Material :  
CK45

VW CODE:39V 1304

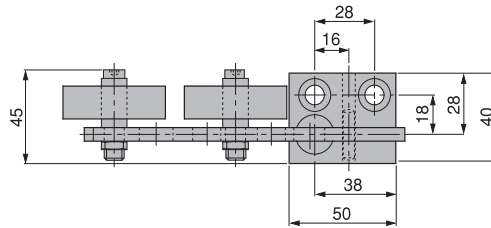
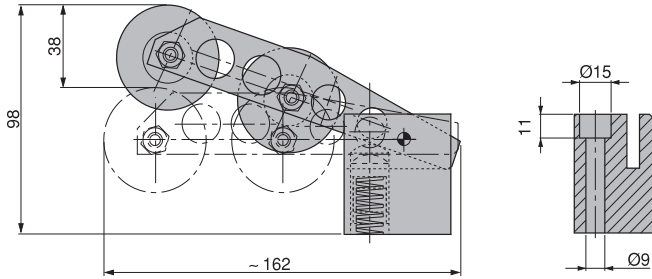


Material :  
Steel

**Form - A**



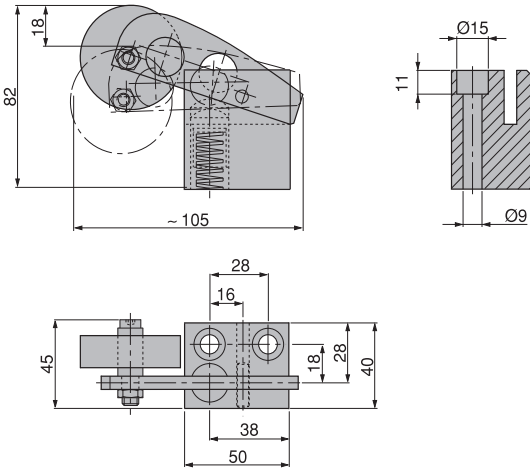
**Form - B**



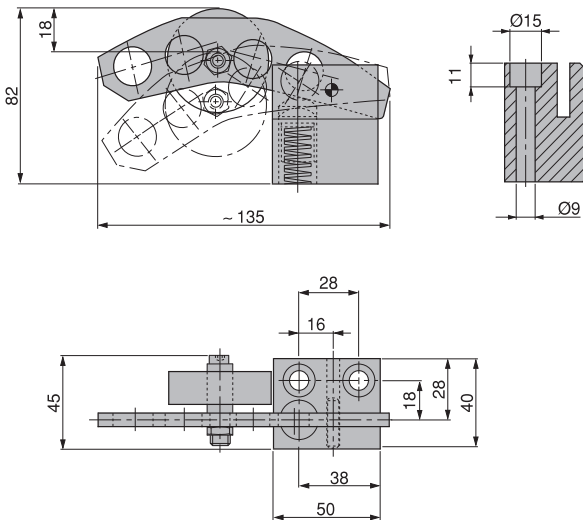
**VW CODE:39V 1569**

VW Code	Form
39V 1569/1	A
39V 1569/2	B

Form - C



Form - D



Material :  
Steel

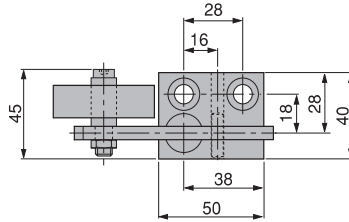
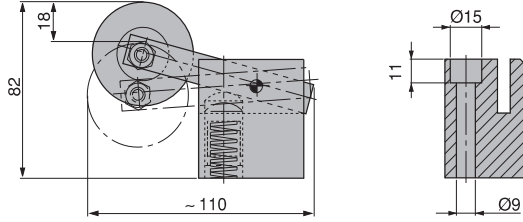
VW CODE:39V 1569

VW Code	Form
39V 1569/3	C
39V 1569/4	D

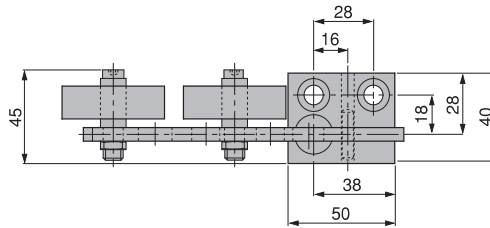
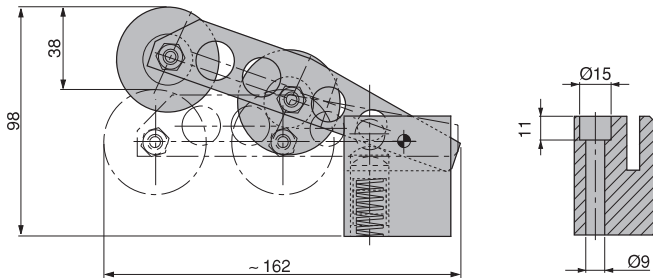


Material :  
Steel

**Form - A**



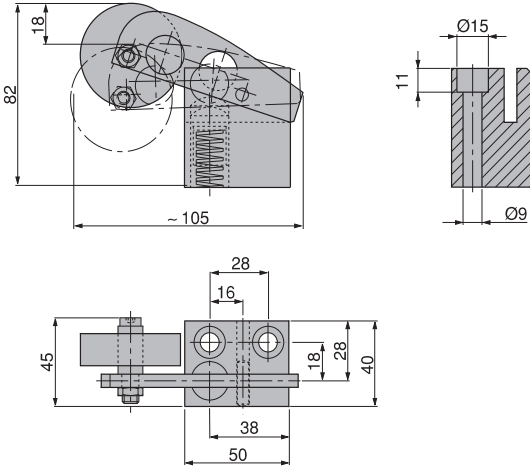
**Form - B**



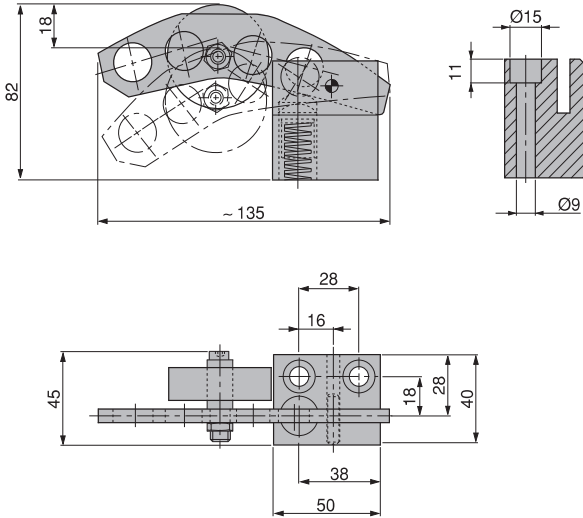
**VW CODE:39V 1569**

VW Code	Form
39V 1569/10	A
39V 1569/11	B

Form - C



Form - D



Material :  
Steel

**VW CODE:39V 1569**

VW Code	Form
39V 1569/12	C
39V 1569/13	D





**Springs**  
**Yaylar**  
**Federn**

1

INDEX  
İNDEKS  
STICHWORTVERZEICHNIS

2

LIFTING ELEMENTS  
TAŞIMA ELEMANLARI  
TRAGELEMENTE

3

GUIDE ELEMENTS  
KILAVUZ ELEMANLARI  
FÜHRUNGSELEMENTE

4

DIE COMPONENTS  
KALIP ELEMANLARI  
NORMALIEN

5

BMW STANDARDS  
BMW STANDARTLARI  
BMW NORMALIEN

6

FCA STANDARDS  
FCA STANDARTLARI  
FCA NORMALIEN

7

FORD STANDARDS  
FORD STANDARTLARI  
FORD NORMALIEN

8

MERCEDES-BENZ STANDARDS  
MERCEDES-BENZ STANDARTLARI  
MERCEDES-BENZ NORMALIEN

9

OPEL STANDARDS  
OPEL STANDARTLARI  
OPEL NORMALIEN

10

PSA STANDARDS  
PSA STANDARTLARI  
PSA NORMALIEN

11

RENAULT STANDARDS  
RENAULT STANDARTLARI  
RENAULT NORMALIEN

12

VW - AUDI STANDARDS  
VW - AUDI STANDARTLARI  
VW - AUDI NORMALIEN

13

SPRINGS  
YAYLAR  
FEDERN

14















OTHER COMPONENTS  
DİĞER MALZEMELER  
ANDERE KOMPONENTE

15















TECHNICAL DATA  
TEKNİK BİLGİ  
TECHNISCHE INFORMATIONEN













## Index

Contents	Page	Contents	Page
 <p>M314-01 Spring Plunger Yaylı İtçiler Federnde Druckstücke mit Sechskant</p>	13.7	 <p>S504-05 Insertion Tool for Spring Plungers Yaylı İtçiler İçin Ayar Takımı Druckstück Zieher</p>	13.12
 <p>M314-02 Spring Plunger Yaylı İtçiler Federnde Druckstücke mit Sechskant</p>	13.7	 <p>M315-01 Shoulder Screws Stoplama Civataları Schutter-Passschrauben</p>	13.13
 <p>M314-03 Spring Plunger Yaylı İtçiler Federnde Druckstücke mit Sechskant</p>	13.8	 <p>S510-04 Hollow Springs Delikli Vulkolon Yaylar Elastomerfeder</p>	13.14
 <p>M314-04 Spring Plunger Yaylı İtçiler Federnde Druckstücke mit Sechskant</p>	13.9	 <p>S512-1XX Elastomer Springs, hollow Delikli Vulkolon Yaylar Elastomerfeder</p>	13.15
 <p>S504-03 Spring Plunger VDI 3004 Yaylı İtçiler VDI 3004 Federnde Druckstücke mit Sechskant VDI 3004</p>	13.10	 <p>S512-2XX Elastomer Springs, hollow Delikli Vulkolon Yaylar Elastomerfeder</p>	13.15
 <p>S504-04 Spring Plunger VDI 3004 Yaylı İtçiler VDI 3004 Federnde Druckstücke mit Sechskant VDI 3004</p>	13.11	 <p>S513-1XX Elastomer Springs Vulkolon Yaylar Elastomerfeder</p>	13.16
 <p>M314-05 Insertion Tool for Spring Plungers Yaylı İtçiler İçin Ayar Takımı Druckstück Zieher</p>	13.12	 <p>S513-2XX Elastomer Springs Vulkolon Yaylar Elastomerfeder</p>	13.16

## Index

Contents	Page	Contents	Page
 <p>S514-1XX Elastomer Springs, hollow Delikli Vulkolon Yaylar Elastomerfeder</p>	13.17 - 13.18	 <p>M315-02 Retainer Bolt Tespit Civataları Haltebolzen</p>	13.23
 <p>S514-2XX Elastomer Springs, hollow Delikli Vulkolon Yaylar Elastomerfeder</p>	13.17 - 13.18	 <p>VL Series Extra-Light Load Springs Dikdörtgen Kesitli Ekstra Hafif Yük Yayları Federn für leichte Spannung</p>	13.28 - 13.29
 <p>M307-04 Retainer Bolt Tespit Civataları Haltebolzen</p>	13.19	 <p>V Series Light Load Springs Dikdörtgen Kesitli Hafif Yük Yayları Federn für normale Spannung</p>	13.30 - 13.31
 <p>A101-15 Washer Rondela Scheibe</p>	13.20	 <p>B Series Medium Load Springs Dikdörtgen Kesitli Orta Yük Yayları Federn für mittlere Spannung</p>	13.32 - 13.33
 <p>S510-05 Elastomer Springs, hollow Delikli Vulkolon Yaylar Elastomerfeder</p>	13.20	 <p>R Series Strong Load Springs Dikdörtgen Kesitli Ağır Yük Yayları Federn für hohe Spannung</p>	13.34 - 13.35
 <p>M311-05 Retainer Bolt Tespit Civataları Haltebolzen</p>	13.21	 <p>G Series Extra-Strong Load Springs Dikdörtgen Kesitli Ekstra Ağır Yük Yayları Federn für höchste Spannung</p>	13.36 - 13.37
 <p>M313-04 Washer Rondela Scheibe</p>	13.22	 <p>A Series Ultra-Strong Load Springs Dikdörtgen Kesitli Ultra Ağır Yük Yayları Federn für ultra-hohe Spannung</p>	13.38

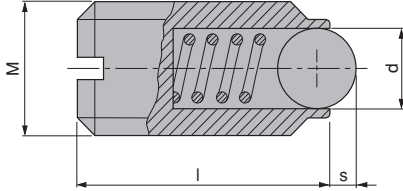
## Index

Contents	Page	Contents	Page
 <p><b>W Series</b> Hyper-Strong Load Springs Dikdörtgen Kesitli Yüksek Ağırlıklı Yük Yayları Federn für hyper-starke Spannung</p>	13.39	 <p><b>15 01 B</b> Precompressed unit, medium load, short single pin Orta Yükler İçin Grup Yay Üniteleri Vorspannungssystem, mittlere Spannung, kurzer Einfachstecker</p>	13.49
 <p><b>TV Series</b> Light Load Springs Yuvarlak Kesitli Hafif Yük Yayları Federn für normale Spannung</p>	13.40	 <p><b>15 00 R</b> Precompressed unit, strong load Ağır Yükler İçin Grup Yay Üniteleri Vorspannungssystem, starke Spannung</p>	13.50
 <p><b>TB Series</b> Medium Load Springs Yuvarlak Kesitli Orta Yük Yayları Federn für mittlere Spannung</p>	13.41	 <p><b>15 00 R</b> Precompressed unit, strong load Ağır Yükler İçin Grup Yay Üniteleri Vorspannungssystem, starke Spannung</p>	13.51
 <p><b>TR Series</b> Strong Load Springs Yuvarlak Kesitli Ağır Yük Yayları Federn für hohe Spannung</p>	13.42		
 <p><b>L Series</b> Round Wire Yuvarlak Kesitli Yaylar Rund Feder</p>	13.43 - 13.46		
 <p><b>15 02 B</b> Precompressed unit, medium load, double pin Orta Yükler İçin Grup Yay Üniteleri Vorspannungssystem, mittlere Spannung, Doppelstecke</p>	13.47		
 <p><b>15 01 B</b> Precompressed unit, medium load, single pin Orta Yükler İçin Grup Yay Üniteleri Vorspannungssystem, mittlere Spannung, Einfachstecker</p>	13.48		



## Index

Contents	Page	Contents	Page

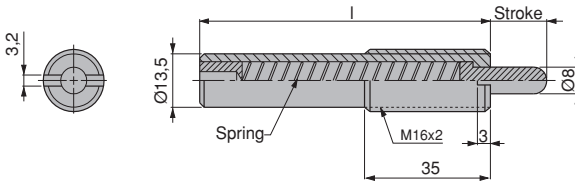


Material :  
Steel Class 5.8  
Hardened inox.

Black oxide finish.

**GSB CODE:M314-01**

GSB Code	M	l	s	d	Initial Force	Final Force
M314-01-004	M4	9	0.8	2.5	6 N	12 N
M314-01-005	M5	12	0.9	3.0	7 N	13 N
M314-01-006	M6	14	1.0	3.5	9 N	15 N
M314-01-008	M8	16	1.5	5.0	20 N	35 N
M314-01-010	M10	19	2.0	6.0	25 N	45 N
M314-01-012	M12	22	2.5	8.0	35 N	60
M314-01-016	M16	24	3.5	10.0	65 N	110 N



Material :  
C80W2  
HRC 36 ÷ 40

Body 34CrMo4

Springs C80W2  
HRC 36 ÷ 40

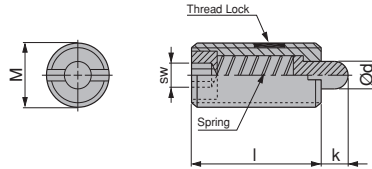
Black oxide finish.

**GSB CODE:M314-02**

GSB Code	Stroke	l	Initial Force	Final Force
M314-02-060	60	150	11 N	45 N
M314-02-080	80	200	2 N	38 N

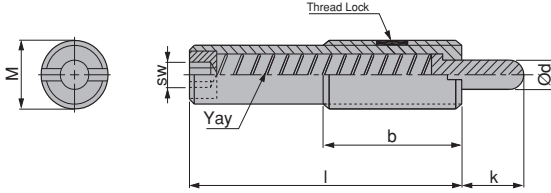


Material :  
90Mn4  
HRC 36 ÷ 40  
  
Body 34CrMo4  
  
Black oxide finish.



**GSB CODE:M314-03**

GSB Code	M	k	l	d	sw	Initial Force N (Kgf)	Final Force N (Kgf)
M314-03-001	M3x0,5	1,5	10	1,0	0,8	0,4 (0,05)	2,9 (0,3)
M314-03-002	M4x0,7	2,0	12	1,6	0,8	1,9 (0,2)	9,8 (1,0)
M314-03-003	M5x0,8	3,0	20	2,0	1,5	3,9 (0,4)	19,6 (2,0)
M314-03-004	M5x0,8	3,0	13	2,0	1,5	1,9 (0,2)	7,8 (0,8)
M314-03-005	M5x0,8	3,0	20	2,0	1,5	1,9 (0,2)	9,8 (1,0)
M314-03-006	M6x1,0	3,0	25	2,5	2,0	2,9 (0,3)	9,8 (1,0)
M314-03-007	M6x1,0	3,0	25	2,5	2,0	7,8 (0,8)	29,4 (3,0)
M314-03-008	M8x1,25	3,0	25	3,1	2,5	2,9 (0,3)	9,8 (1,0)
M314-03-009	M8x1,25	3,0	25	3,1	2,5	7,8 (0,8)	29,4 (3,0)
M314-03-010	M10x1,5	5,0	30	3,8	3,0	2,9 (0,3)	14,7 (1,5)
M314-03-011	M10x1,5	5,0	30	3,8	3,0	9,8 (1,0)	49,0 (5,0)
M314-03-012	M12x1,75	5,0	30	5,5	4,0	1,9 (0,2)	9,8 (1,0)
M314-03-013	M12x1,75	5,0	30	5,5	4,0	9,8 (1,0)	49,0 (5,0)



Material :  
Pin 90Mn4  
HRC 36 ÷ 40

Body 34CrMo4

Black oxide finish.

**GSB CODE:M314-04**

GSB Code	M	k	l	b	d	sw	Initial Force N (Kgf)	Final Force N (Kgf)
M314-04-001	M12x1,75	10	43	35	5,5	4	3,9 (0,4)	19,6 (2)
M314-04-002	M12x1,75	10	43	35	5,5	4	6,8 (0,7)	39,2 (4)
M314-04-003	M16x2,0	10	50	35	8	5	9,8 (1)	49,0 (5)
M314-04-004	M16x2,0	10	50	35	8	5	19,6 (2)	98,0 (10)
M314-04-005	M16x2,0	10	60	35	8	5	12,7 (1,3)	39,2 (4)
M314-04-006	M16x2,0	10	60	35	8	5	26,4 (2,7)	78,4 (8)
M314-04-007	M16x2,0	15	60	35	8	5	9,8 (1)	39,2 (4)
M314-04-008	M16x2,0	15	60	35	8	5	14,7 (1,5)	78,4 (8)
M314-04-009	M16x2,0	20	60	35	8	5	12,7 (1,3)	39,2 (4)
M314-04-010	M16x2,0	20	85	35	8	5	16,6 (1,7)	78,4 (8)
M314-04-011	M16x2,0	30	125	35	8	5	17,6 (1,8)	39,2 (4)
M314-04-012	M16x2,0	30	125	35	8	5	19,6 (2)	78,4 (8)
M314-04-013	M16x2,0	50	155	35	8	8	19,6 (2)	49,0 (5)
M314-04-014	M16x2,0	50	155	35	8	8	29,4 (3)	98,0 (10)
M314-04-015	M24x3,0	15	60	45	10	8	19,6 (2)	98,0 (10)
M314-04-016	M24x3,0	15	60	45	10	8	39,2 (4)	196,1 (20)
M314-04-017	M30x3,5	20	70	45	15	12	29,4 (3)	147,0 (15)
M314-04-018	M30x3,5	20	70	45	15	12	49,0 (5)	294,1 (30)

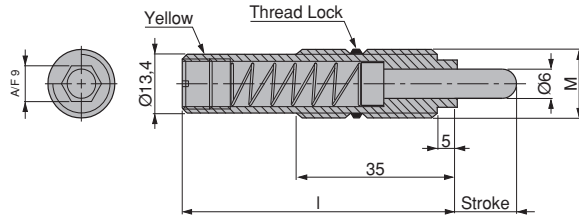


Material :  
Pin 90Mn4  
HRC 36 ÷ 40

Body 34CrMo4

Black oxide finish.

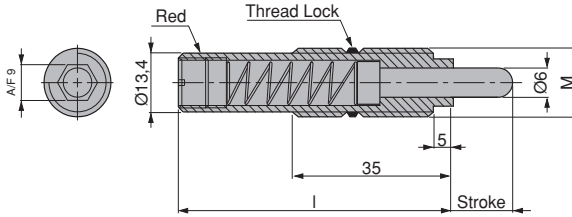
Colour marking yellow.



**GSB CODE:S504-03**

GSB Code	M	Stroke	l	Spring Force N /mm	Initial Force N	Final Force N
S504-03-010060	M16x1,5	10	60	0,95	3,8	13,3
S504-03-015060	M16x1,5	15	60	2	10	40,0
S504-03-020080	M16x1,5	20	80	1,38	6,9	34,5
S504-03-030080	M16x1,5	30	80	1,30	6,5	45,5
S504-03-030120	M16x1,5	30	120	0,73	18	40
S504-03-040150	M16x1,5	40	150	0,6	13,2	37,2
S504-03-050150	M16x1,5	50	150	0,6	13,2	43,2
S504-03-060150	M16x1,5	60	150	0,6	13,2	49,2
S504-03-070200	M16x1,5	70	200	0,44	9,68	40,5
S504-03-080200	M16x1,5	80	200	0,44	9,68	44,8





Material :  
Pin 90Mn4  
HRC 36 ÷ 40

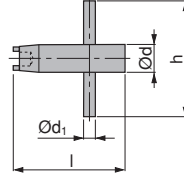
Body 34CrMo4

Black oxide finish.

Colour marking red.

**GSB CODE:S504-04**

Order Code	M	Stroke	l	Spring Rate N /mm	Initial Force N	Final Force N
S504-04-010060	M16x1,5	10	60	3,25	13	45,5
S504-04-015060	M16x1,5	15	60	2,60	15	56,0
S504-04-020080	M16x1,5	20	80	6,90	34,5	172,5
S504-04-030120	M16x1,5	30	120	2,00	20	80,0
S504-04-030150	M16x1,5	30	150	2,55	56,1	132,6
S504-04-040150	M16x1,5	40	150	2,55	56,1	158,1
S504-04-050200	M16x1,5	50	200	1,61	19,3	99,9
S504-04-060200	M16x1,5	60	200	1,61	19,3	116,1
S504-04-070200	M16x1,5	70	200	1,61	19,3	132,1
S504-04-080200	M16x1,5	80	200	0,94	25	100,1

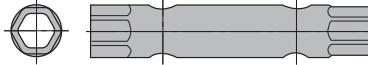


Material :  
Steel  
HRC 36 ÷ 40

Black oxide finish.

GSB Code	Spring Plunger M	h	d	d <sub>1</sub>	l
M314-05-006	M5, M6	40	6	3	40
M314-05-008	M8	45	8	4	45
M314-05-010	M10	45	10	4	45
M314-05-012	M12	50	12	5	50
M314-05-016	M16	70	16	8	52
M314-05-024	M24	80	24	12	62
M314-05-030	M30	100	30	15	73

**GSB CODE:S314-05**

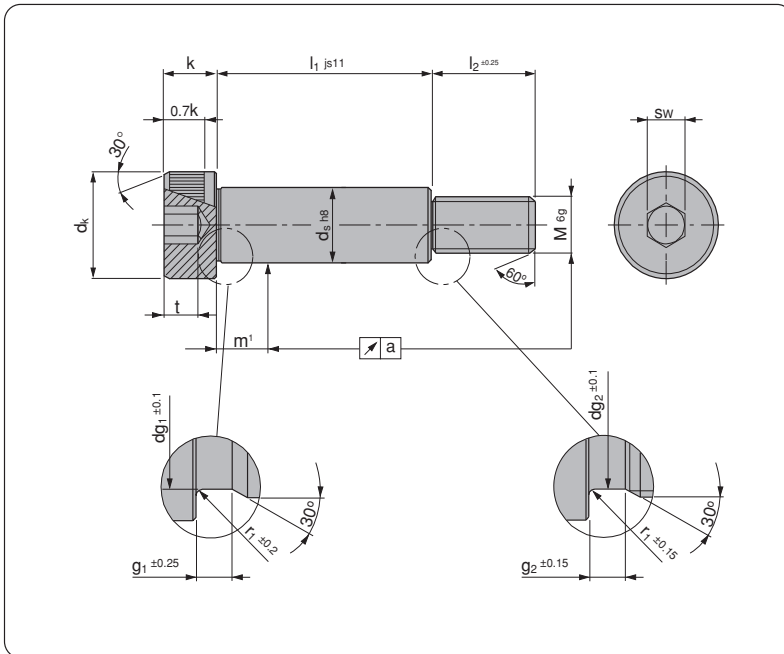


Material :  
CK45  
HRC 60 ÷ 62

Screws not included.

GSB Code
S504-05-016

**GSB CODE:S504-04**



Material :  
High grade alloy steel ISO 12.9  
HRC : 39 - 44

Tensile Strength Rm =1200 N/mm²  
Yield Strength Rp =1080 N/mm²  
Shear Strength Tm =720 N/mm²  
Elongation A =%8 min.  
Impact Test : KCU 15J min.

m¹ measuring point = "ds"

Order Example  
M315-01 -M -ds - l₁  
M= M6, ds=8 , l₁ =40  
Order Code:M315-01-0608040

**GSB CODE:M315-01**

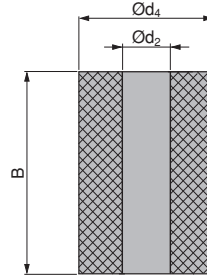
ds	6	8	10	12	16	20	24
M	M5	M6	M8	M10	M12	M16	M20
dk / k	10/4,5	13/5,5	16/7	18/9	24/11	30/14	36/16
dg₁	5,52	7,52	9,52	11,52	15,52	19,52	23,52
g₁ / g₂	1,85/1,8	1,85/2,3	1,85/2,6	1,85/2,8	1,85/3,8	2,65/4,6	2,65/5,4
r₁ / r₂	0,4/0,5	0,6/0,6	0,6/0,7	0,8/0,9	0,8/1	1/1,1	1/1,3
l₂	9,5	11	13	16	18	22	27
t / sw	2,4/3	3,3/4	4,2/5	4,9/6	6,3/8	8,8/10	10/12
l₁							
10	●						
12	●	●					
15	●	●	●	●			
16	●	●	●	●			
20	●	●	●	●			
25	●	●	●	●			
30	●	●	●	●	●		
35	●	●	●	●	●		
40	●	●	●	●	●	●	
45	●	●	●	●	●	●	
50	●	●	●	●	●	●	●
55	●	●	●	●	●	●	●
60	●	●	●	●	●	●	●
65		●	●	●	●	●	●
70		●	●	●	●	●	●
80		●	●	●	●	●	●
90		●	●	●	●	●	●
100		●	●	●	●	●	●
120				●	●	●	●



Material :  
Elastomer 68 Shore

B is given by the customer.

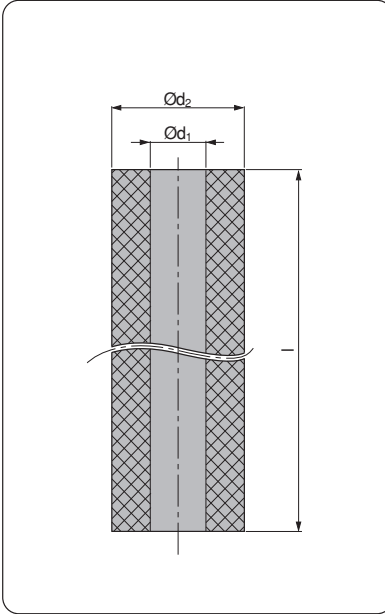
Order Example  
d4 = 50, B = 125  
Order Code: S510-04-050125



**GSB CODE:S510-04**

GSB Code	B	d <sub>2</sub>	d <sub>4</sub>
S510-04-040080	80	13,5	40
S510-04-050080	80	17	50
S510-04-063080	80	17	63
S510-04-080080	80	21	80

GSB Code	d <sub>1</sub>	d <sub>2</sub>	l
S512-1XX-0160250	6,5	16	250
S512-1XX-0200250	8,5	20	250
S512-1XX-0250250	10,5	25	250
S512-1XX-0320500	13,5	32	500
S512-1XX-0400500	13,5	40	500
S512-1XX-0500500	17	50	500
S512-1XX-0630500	17	63	500
S512-1XX-0800500	21	80	500
S512-1XX-1000500	21	100	500
S512-1XX-1250500	27	125	500



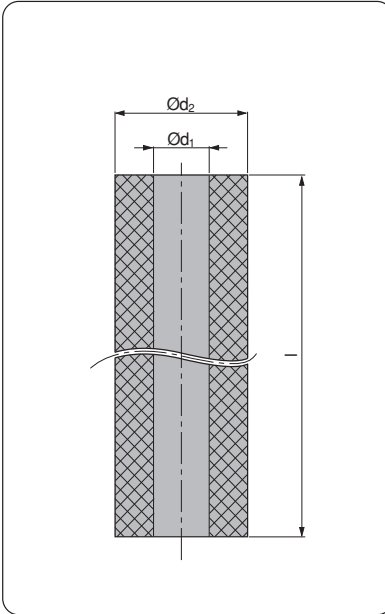
Material :  
Polyurethane - Ultraflex

Hardness - Color - Deflection  
82 Shore A - Yellow %35  
92 Shore A - Red %30  
94 Shore A - Green %25

Order Example  
hardness= 92 Sh  
 $d_2 = 32, l = 500$   
Order Code:S511-192-0320500

**GSB CODE:S512-1XX**

GSB Code	d <sub>1</sub>	d <sub>2</sub>	l
S512-2XX-0160250	6,5	16	250
S512-2XX-0200250	8,5	20	250
S512-2XX-0250250	10,5	25	250
S512-2XX-0320500	13,5	32	500
S512-2XX-0400500	13,5	40	500
S512-2XX-0500500	17	50	500
S512-2XX-0630500	17	63	500
S512-2XX-0800500	21	80	500
S512-2XX-1000500	21	100	500
S512-2XX-1250500	27	125	500

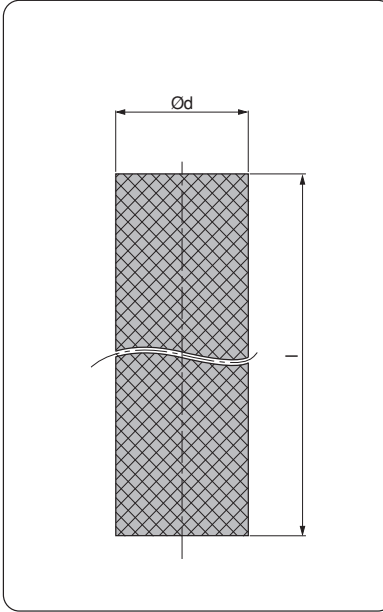


Material :  
Polyurethane - Adipol

Hardness - Color - Deflection  
90 Shore A - Orange %30

Order Example  
hardness= 92 Sh  
 $d_2 = 32, l = 500$   
Order Code:S512-292-0320500

**GSB CODE:S512-2XX**



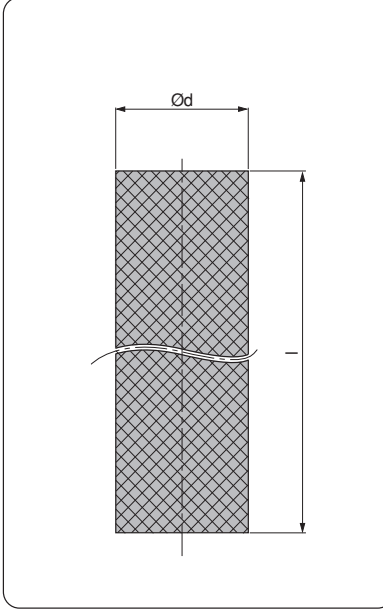
Material :  
Polyurethane - Ultraflex

Hardness - Color - Deflection  
82 Shore A - Yellow %35  
92 Shore A - Red %30  
94 Shore A - Green %25

Order Example  
hardness= 92 Sh  
d<sub>2</sub> = 32, l = 500  
**Order Code:**S513-192-0320500

GSB Code	d	l
S513-1XX-0160250	16	250
S513-1XX-0200250	20	250
S513-1XX-0250250	25	250
S513-1XX-0320500	32	500
S513-1XX-0400500	40	500
S513-1XX-0500500	50	500
S513-1XX-0630500	63	500
S513-1XX-0800500	80	500
S513-1XX-1000500	100	500
S513-1XX-1250500	125	500

**GSB CODE:S513-1XX**



Material :  
Polyurethane - Adipol

Hardness - Color - Deflection  
90 Shore A - Orange %30

Order Example  
hardness= 92 Sh  
d<sub>2</sub> = 32, l = 500  
**Order Code:**S513-292-0320500

GSB Code	d	l
S513-2XX-0160250	16	250
S513-2XX-0200250	20	250
S513-2XX-0250250	25	250
S513-2XX-0320500	32	500
S513-2XX-0400500	40	500
S513-2XX-0500500	50	500
S513-2XX-0630500	63	500
S513-2XX-0800500	80	500
S513-2XX-1000500	100	500
S513-2XX-1250500	125	500

**GSB CODE:S513-2XX**

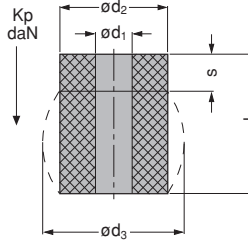
**Order Example**

Hardness - Colour - Deflection  
82 Shore A - Yellow %35  
92 Shore A - Red %30  
94 Shore A - Green %25  
90 Shore A - Orange %30

Diameter ( $d_2$ ) = 32  
Length (l) = 40

**Order Code:**

S514-182-032040  
S514-192-032040  
S514-194-032040  
S514-290-032040



Ultrafleks -Hardness  
82 Shore A  
92 Shore A  
94 Shore A

Adipol -Hardness  
90 Shore A

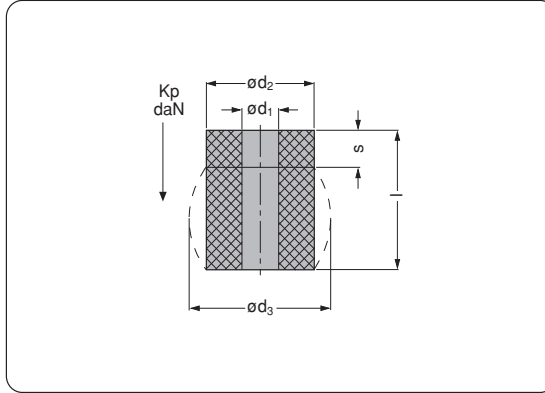
**GSB CODE:S514**

$d_2 \times l$ mm	A mm	B mm	H mm	S514-182			S514-192			S514-194			S514-290		
				S mm	D mm	Kp daN	S mm	D mm	Kp daN	S mm	D mm	Kp daN	S mm	D mm	Kp daN
Ø16 x 16	16	7	16	5,6	22	80	4,8	19	130	4	19	160	4,8	21	140
Ø16 x 20	16	7	20	7	22	80	6	19	130	5	19	160	6	21	140
Ø16 x 25	16	7	25	9	22	80	8	19	130	6	19	160	8	21	140
Ø16 x 32	16	7	32	11,2	22	80	10	19	130	8	19	160	9,6	21	140
Ø20 x 16	20	9	16	6	28	150	5	26	200	4	25	325	5	27	150
Ø20 x 20	20	9	20	7	28	150	6	26	200	5	25	325	6	27	150
Ø20 x 25	20	9	25	9	28	150	8	26	200	6	25	325	8	27	150
Ø20 x 32	20	9	32	11,2	28	150	10	26	200	8	25	325	10	27	150
Ø20 x 40	20	9	40	14	28	150	12	26	200	10	25	325	12	27	150
Ø25 x 16	25	11	16	6	33	210	5	30	300	4	29	450	5	33	400
Ø25 x 20	25	11	20	7	33	210	6	30	300	5	29	450	6	33	400
Ø25 x 25	25	11	25	9	33	210	8	30	300	6	29	450	8	33	400
Ø25 x 32	25	11	32	11	33	210	10	30	300	8	29	450	10	33	400
Ø25 x 40	25	11	40	14	33	210	12	30	300	10	29	450	12	33	400
Ø25 x 50	25	11	50	17,5	33	210	15	30	300	13	29	450	15	33	400
Ø32 x 16	32	14	16	6	43	360	5	41	580	4	38	800	5	42	580
Ø32 x 20	32	14	20	7	43	360	6	41	580	5	38	800	6	42	580
Ø32 x 25	32	14	25	9	43	360	8	41	580	6	38	800	8	42	580
Ø32 x 32	32	14	32	11	43	360	10	41	580	8	38	800	10	42	580
Ø32 x 40	32	14	40	14	43	360	12	41	580	10	38	800	12	42	580
Ø32 x 50	32	14	50	18	43	360	15	41	580	13	38	800	15	42	580
Ø32 x 63	32	14	63	22	43	360	19	41	580	16	38	800	18,9	42	580
Ø40 x 20	40	14	20	7	54	650	6	50	1200	5	47	1500	6	52	900
Ø40 x 25	40	14	25	9	54	650	8	50	1200	6	47	1500	8	52	900
Ø40 x 32	40	14	32	11	54	650	10	50	1200	8	47	1500	10	52	900
Ø40 x 40	40	14	40	14	54	650	12	50	1200	10	47	1500	12	52	900
Ø40 x 50	40	14	50	18	54	650	15	50	1200	13	47	1500	15	52	900
Ø40 x 63	40	14	63	22	54	650	19	50	1200	16	47	1500	18,9	52	900
Ø40 x 80	40	14	80	28	54	650	24	50	1200	20	47	1500	24	52	900
Ø50 x 25	50	17	25	9	65	1100	8	62	1700	6	60	2000	8	65	1800
Ø50 x 32	50	17	32	11	65	1100	10	62	1700	8	60	2000	10	65	1800
Ø50 x 40	50	17	40	14	65	1100	12	62	1700	10	60	2000	12	65	1800
Ø50 x 50	50	17	50	18	65	1100	15	62	1700	13	60	2000	15	65	1800
Ø50 x 63	50	17	63	22	65	1100	19	62	1700	16	60	2000	18,9	65	1800
Ø50 x 80	50	17	80	28	65	1100	24	62	1700	20	60	2000	24	65	1800
Ø50 x 100	50	17	100	35	65	1100	30	62	1700	25	60	2000	30	65	1800



Ultrafleks -Hardness  
82 Shore A  
92 Shore A  
94 Shore A

Adipol -Hardness  
90 Shore A



**Order Example**

Hardness - Colour - Deflection  
82 Shore A - Yellow %35  
92 Shore A - Red %30  
94 Shore A - Green %25  
90 Shore A - Orange %30

Diameter ( $d_2$ ) = 32  
Lenght (l) = 40

**Order Code:**

S514-182-032040  
S514-192-032040  
S514-194-032040  
S514-290-032040

$d_2 \times l$	A	B	H	S514-182			S514-192			S514-194			S514-290		
				Mak. Esneme %35 Ultrafleks 82 Shore Yellow	Mak. Esneme %30 Ultrafleks 92 Shore Red	Mak. Esneme %25 Ultrafleks 94 Shore Green	Mak. Esneme %30 Adipol 90 Shore Orange	S	D	Kp	S	D	Kp	S	D
mm	mm	mm	mm	mm	mm	daN	mm	mm	daN	mm	mm	daN	mm	mm	daN
Ø63 x 32	63	17	32	11	81	1600	10	78	2500	8	74	3500	10	76	2500
Ø63 x 40	63	17	40	14	81	1600	12	78	2500	10	74	3500	12	76	2500
Ø63 x 50	63	17	50	18	81	1600	15	78	2500	13	74	3500	15	76	2500
Ø63 x 63	63	17	63	22	81	1600	19	78	2500	16	74	3500	18,9	76	2500
Ø63 x 80	63	17	80	28	81	1600	24	78	2500	20	74	3500	24	76	2500
Ø63 x 100	63	17	100	35	81	1600	30	78	2500	25	74	3500	30	76	2500
Ø63 x 125	63	17	125	44	81	1600	38	78	2500	31	74	3500	37,5	76	2500
Ø80 x 40	80	21	40	14	103	2600	12	98	4300	10	95	6000	12	104	4000
Ø80 x 50	80	21	50	18	103	2600	15	98	4300	13	95	6000	15	104	4000
Ø80 x 63	80	21	63	22	103	2600	19	98	4300	16	95	6000	18,9	104	4000
Ø80 x 80	80	21	80	28	103	2600	24	98	4300	20	95	6000	24	104	4000
Ø80 x 100	80	21	100	35	103	2600	30	98	4300	25	95	6000	30	104	4000
Ø80 x 125	80	21	125	44	103	2600	38	98	4300	31	95	6000	37,5	104	4000
Ø80 x 160	80	21	160	56	103	2600	48	98	4300	40	95	6000	48	104	4000
Ø100 x 50	100	21	50	18	126	4300	15	120	6500	13	120	10000	20	130	5600
Ø100 x 63	100	21	63	22	126	4300	19	120	6500	16	120	10000	18,9	130	5600
Ø100 x 80	100	21	80	28	126	4300	24	120	6500	20	120	10000	24	130	5600
Ø100 x 100	100	21	100	35	126	4300	30	120	6500	25	120	10000	30	130	5600
Ø100 x 125	100	21	125	44	126	4300	38	120	6500	31	120	10000	37,5	130	5600
Ø100 x 160	100	21	160	56	126	4300	48	120	6500	40	120	10000	48	130	5600
Ø125 x 63	125	27	63	22	160	6400	19	152	10500	15,7	150	15000	18,9	163	9000
Ø125 x 80	125	27	80	28	160	6400	24	152	10500	20	150	15000	24	163	9000
Ø125 x 100	125	27	100	35	160	6400	30	152	10500	25	150	15000	30	163	9000
Ø125 x 125	125	27	125	43,7	160	6400	37,5	152	10500	31,2	150	15000	37,5	163	9000
Ø125 x 160	125	27	160	56	160	6400	48	152	10500	40	150	15000	48	163	9000
Ø125 x 200	125	27	200	70	160	6400	60	152	10500	50	150	15000	60	163	9000

GSB CODE:M314-03

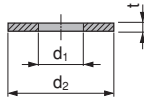






Material :  
 CK45

Screws not included.

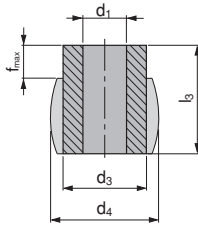


GSB Code	d <sub>1</sub>	d <sub>2</sub>	t
A101-15-001	33	80	6
A101-15-002	33	80	8

GSB CODE:A101-15

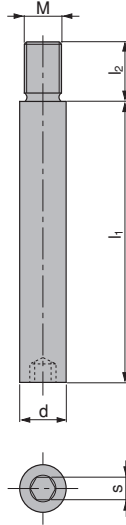


Material :  
 Elastomer 92 Shore A



GSB Code	d <sub>1</sub>	d <sub>3</sub>	d <sub>4</sub>	f <sub>max</sub>	l <sub>3</sub>
S510-05-001	33	63	82	24	80
S510-05-002	33	80	106	24	80

GSB CODE:S510-05



Material :  
CK45

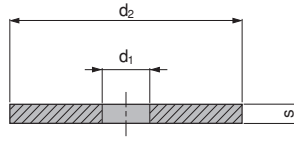
**GSB CODE:M311-05**

GSB Code	d	l <sub>1</sub>	l <sub>2</sub>	M	s
M311-05-04020	6	20	6	M4	3
M311-05-04025	6	25	6	M4	3
M311-05-04032	6	32	6	M4	3
M311-05-06020	8	20	9	M6	4
M311-05-06025	8	25	9	M6	4
M311-05-06032	8	32	9	M6	4
M311-05-06040	8	40	9	M6	4
M311-05-06050	8	50	9	M6	4
M311-05-08020	10	20	15	M8	5
M311-05-08025	10	25	15	M8	5
M311-05-08032	10	32	15	M8	5
M311-05-08040	10	40	15	M8	5
M311-05-08050	10	50	15	M8	5
M311-05-08063	10	63	15	M8	5
M311-05-10032	13	32	15	M10	6
M311-05-10040	13	40	15	M10	6
M311-05-10050	13	50	15	M10	6
M311-05-10063	13	63	15	M10	6
M311-05-10080	13	80	15	M10	6
M311-05-10095	13	95	15	M10	6
M311-05-12032	16	32	18	M12	8
M311-05-12040	16	40	18	M12	8
M311-05-12050	16	50	18	M12	8
M311-05-12063	16	63	18	M12	8
M311-05-12080	16	80	18	M12	8
M311-05-12095	16	95	18	M12	8

GSB Code	d	l <sub>1</sub>	l <sub>2</sub>	M	s
M311-05-12118	16	118	18	M12	8
M311-05-12140	16	140	18	M12	8
M311-05-16032	20	32	25	M16	10
M311-05-16040	20	40	25	M16	10
M311-05-16050	20	50	25	M16	10
M311-05-16063	20	63	25	M16	10
M311-05-16080	20	80	25	M16	10
M311-05-16095	20	95	25	M16	10
M311-05-16118	20	118	25	M16	10
M311-05-16140	20	140	25	M16	10
M311-05-20032	25	32	30	M20	14
M311-05-20040	25	40	30	M20	14
M311-05-20050	25	50	30	M20	14
M311-05-20063	25	63	30	M20	14
M311-05-20080	25	80	30	M20	14
M311-05-20095	25	95	30	M20	14
M311-05-20118	25	118	30	M20	14
M311-05-20140	25	140	30	M20	14
M311-05-20180	25	180	30	M20	14

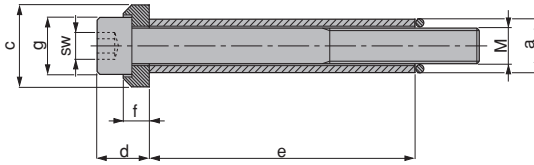


Material :  
CK45



**GSB CODE:M313-04**

GSB Code	Elastomer	d <sub>1</sub>	d <sub>2</sub>	s
M313-04-020004	Ø16	20	6,5	4
M313-04-025004	Ø20	25	8,5	4
M313-04-030005	Ø25	30	10,5	5
M313-04-040005	Ø32	40	13,5	5
M313-04-050005	Ø40	50	13,5	5
M313-04-060006	Ø50	60	16,5	6
M313-04-080006	Ø63	80	16,5	6
M313-04-100008	Ø80	100	20,5	8
M313-04-120008	Ø100	120	20,5	8
M313-04-150008	Ø125	150	26	8



Material :  
Screw class ISO 12.9 DIN 912

Washer  
Hardened and tempered steel,  
not ground

Tensile Strength  
Rm = 100 Kg/mm<sup>2</sup>

Sleeve  
Hardened, tempered and ground  
steel.

Tensile Strength  
Rm = 120 -140 Kg/mm<sup>2</sup>

**GSB CODE:M315-02**




GSB Code	a	c	d	e	f	g	M	sw
M315-02-06020	10	15	10	20	5,5	10	M6	5
M315-02-06025	10	15	10	25	5,5	10	M6	5
M315-02-06030	10	15	10	30	5,5	10	M6	5
M315-02-06035	10	15	10	35	5,5	10	M6	5
M315-02-06040	10	15	10	40	5,5	10	M6	5
M315-02-06045	10	15	10	45	5,5	10	M6	5
M315-02-06050	10	15	10	50	5,5	10	M6	5
M315-02-06055	10	15	10	55	5,5	10	M6	5
M315-02-06060	10	15	10	60	5,5	10	M6	5
M315-02-06070	10	15	10	70	5,5	10	M6	5
M315-02-06080	10	15	10	80	5,5	10	M6	5
M315-02-06090	10	15	10	90	5,5	10	M6	5
M315-02-06100	10	15	10	100	5,5	10	M6	5
M315-02-08030	12,5	19	13	30	6,5	13	M8	6
M315-02-08035	12,5	19	13	35	6,5	13	M8	6
M315-02-08040	12,5	19	13	40	6,5	13	M8	6
M315-02-08045	12,5	19	13	45	6,5	13	M8	6
M315-02-08050	12,5	19	13	50	6,5	13	M8	6
M315-02-08055	12,5	19	13	55	6,5	13	M8	6
M315-02-08060	12,5	19	13	60	6,5	13	M8	6
M315-02-08070	12,5	19	13	70	6,5	13	M8	6
M315-02-08080	12,5	19	13	80	6,5	13	M8	6
M315-02-08090	12,5	19	13	90	6,5	13	M8	6
M315-02-08100	12,5	19	13	100	6,5	13	M8	6
M315-02-10030	15	23	15	30	7,5	16	M10	8
M315-02-10035	15	23	15	35	7,5	16	M10	8
M315-02-10040	15	23	15	40	7,5	16	M10	8
M315-02-10045	15	23	15	45	7,5	16	M10	8
M315-02-10050	15	23	15	50	7,5	16	M10	8
M315-02-10055	15	23	15	55	7,5	16	M10	8

GSB Code	a	c	d	e	f	g	M	sw
M315-02-10060	15	23	15	60	7,5	16	M10	8
M315-02-10070	15	23	15	70	7,5	16	M10	8
M315-02-10080	15	23	15	80	7,5	16	M10	8
M315-02-10090	15	23	15	90	7,5	16	M10	8
M315-02-10100	15	23	15	100	7,5	16	M10	8
M315-02-10120	15	23	15	120	7,5	16	M10	8
M315-02-12040	17,5	27	18	40	9	18	M12	10
M315-02-12045	17,5	27	18	45	9	18	M12	10
M315-02-12050	17,5	27	18	50	9	18	M12	10
M315-02-12055	17,5	27	18	55	9	18	M12	10
M315-02-12060	17,5	27	18	60	9	18	M12	10
M315-02-12070	17,5	27	18	70	9	18	M12	10
M315-02-12080	17,5	27	18	80	9	18	M12	10
M315-02-12090	17,5	27	18	90	9	18	M12	10
M315-02-12100	17,5	27	18	100	9	18	M12	10
M315-02-12110	17,5	27	18	110	9	18	M12	10
M315-02-12120	17,5	27	18	120	9	18	M12	10
M315-02-12140	17,5	27	18	140	9	18	M12	10
M315-02-16050	23	34	24	50	11	24	M16	14
M315-02-16060	23	34	24	60	11	24	M16	14
M315-02-16070	23	34	24	70	11	24	M16	14
M315-02-16080	23	34	24	80	11	24	M16	14
M315-02-16090	23	34	24	90	11	24	M16	14
M315-02-16100	23	34	24	100	11	24	M16	14
M315-02-16110	23	34	24	110	11	24	M16	14
M315-02-16120	23	34	24	120	11	24	M16	14
M315-02-16140	23	34	24	140	11	24	M16	14
M315-02-16150	23	34	24	150	11	24	M16	14
M315-02-16160	23	34	24	160	11	24	M16	14





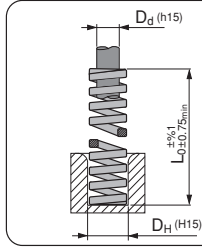
**Die Springs DIN/ ISO 10243**  
**Tel Yaylar DIN/ ISO 10243**  
**Federn DIN/ ISO 10243**

Wire Detail	Series	Color	Load	Stroke	Cycles	Load (N)									
						Holes Diameter Ø									
						10	12,5	16	20	25	32	40	50	63	
	<b>VL</b> Special Springs	Light Green RAL 6019	Extra Light	L <sub>0</sub> %30	3.000.000	-	-	-	220	410	485	745	1560	-	
				L <sub>0</sub> %40	1.500.000	-	-	-	290	540	650	1000	2120	-	
				L <sub>0</sub> %45	300-500.000	-	-	-	330	610	730	1120	2380	-	
				L <sub>0</sub> %50	100-200.000	-	-	-	365	680	810	1250	2650	-	
	<b>V</b> ISO 10243:2010	Green RAL 6002	Light	L <sub>0</sub> %25	3.000.000	70	130	185	315	560	830	1130	2320	3250	
				L <sub>0</sub> %30	1.500.000	80	150	220	380	675	990	1360	2780	3900	
				L <sub>0</sub> %35	300-500.000	95	180	260	440	780	1160	1590	3240	4540	
				L <sub>0</sub> %40	100-200.000	110	200	300	500	890	1320	1810	3710	5190	
	<b>B</b> ISO 10243:2010	Blue RAL 5003	Medium	L <sub>0</sub> %25	3.000.000	110	190	330	525	845	1520	2030	3050	5310	
				L <sub>0</sub> %30	1.500.000	130	230	400	625	1010	1830	2430	3660	6370	
				L <sub>0</sub> %33,75	300-500.000	150	255	450	705	1140	2060	2730	4120	7170	
				L <sub>0</sub> %37,5	100-200.000	170	280	500	780	1260	2280	3040	4580	7960	
	<b>R</b> ISO 10243:2010	Red RAL 3000	Strong	L <sub>0</sub> %20	3.000.000	125	200	380	935	1560	2530	3270	4860	8440	
				L <sub>0</sub> %25	1.500.000	155	250	480	1170	1950	3170	4090	6070	10560	
				L <sub>0</sub> %27,5	300-500.000	170	275	525	1290	2140	3480	4490	6670	11610	
				L <sub>0</sub> %30	100-200.000	185	300	570	1400	2340	3800	4900	7280	12660	
	<b>G</b> ISO 10243:2010	Yellow RAL 1004	Extra Strong	L <sub>0</sub> %17	3.000.000	145	230	455	1090	1760	2800	4770	6820	11890	
				L <sub>0</sub> %20	1.500.000	170	270	535	1280	2070	3290	5610	8030	13990	
				L <sub>0</sub> %22,5	300-500.000	195	305	605	1440	2320	3700	6300	9020	15740	
				L <sub>0</sub> %25	100-200.000	215	340	670	1605	2585	4120	7010	10040	17330	
	<b>A</b> Special Springs	Silver RAL 9006	Ultra Strong	L <sub>0</sub> %10	3.000.000	-	-	-	-	4090	6350	7700	12280	-	
				L <sub>0</sub> %12	1.500.000	-	-	-	-	4910	7620	9240	14730	-	
				L <sub>0</sub> %13,5	300-500.000	-	-	-	-	5530	8570	10400	16580	-	
				L <sub>0</sub> %15	100-200.000	-	-	-	-	6140	9520	11550	18420	-	
	<b>TV</b> Special Springs	Green RAL 6002	Light	L <sub>0</sub> %25	3.000.000	25	50	100	-	-	-	-	-	-	
				L <sub>0</sub> %30	1.500.000	30	60	115	-	-	-	-	-	-	
				L <sub>0</sub> %35	300-500.000	35	70	135	-	-	-	-	-	-	
				L <sub>0</sub> %40	100-200.000	40	80	150	-	-	-	-	-	-	
	<b>TB</b> Special Springs	Blue RAL 5003	Medium	L <sub>0</sub> %25	3.000.000	70	130	175	-	-	-	-	-	-	
				L <sub>0</sub> %30	1.500.000	90	150	210	-	-	-	-	-	-	
				L <sub>0</sub> %33,75	300-500.000	100	170	240	-	-	-	-	-	-	
				L <sub>0</sub> %37,5	100-200.000	110	190	290	-	-	-	-	-	-	
	<b>TR</b> Special Springs	Red RAL 3000	Strong	L <sub>0</sub> %20	3.000.000	100	175	360	-	-	-	-	-	-	
				L <sub>0</sub> %25	1.500.000	120	220	450	-	-	-	-	-	-	
				L <sub>0</sub> %27,5	300-500.000	135	240	500	-	-	-	-	-	-	
				L <sub>0</sub> %30	100-200.000	150	260	545	-	-	-	-	-	-	
	<b>L</b> Special Springs	-	-	L <sub>0</sub> %16	3.000.000	-	-	-	-	-	-	-	-	-	
				L <sub>0</sub> %24	1.500.000	-	-	-	-	-	-	-	-	-	
				L <sub>0</sub> %28	300-500.000	-	-	-	-	-	-	-	-	-	
				L <sub>0</sub> %32	100-200.000	-	-	-	-	-	-	-	-	-	

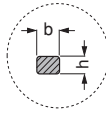
SPRINGS SELECTION



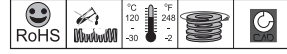




Wire Detail

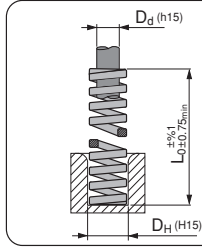


D<sub>d</sub> :Rod diameter  
D<sub>H</sub> :Hole diameter  
b x h:Cross wire section  
L<sub>0</sub> :Free Length  
R :Spring Constant (Load required for 1 mm deflection)

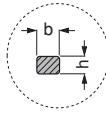


Special Springs Code	D <sub>H</sub>	D <sub>d</sub>	L <sub>0</sub>	b x h mm	R ± %10 Spring Constant N/mm	%30 L <sub>0</sub>		%40 L <sub>0</sub>		%45 L <sub>0</sub>		%50 L <sub>0</sub>		Closed Don't use! mm
						mm	N	mm	N	mm	N	mm	N	
<b>VL20-025</b>	20	10	25	4,3x1,7	29,4	7,5	221	10,0	294	11,3	331	12,5	368	13,9
VL20-032	20	10	32	4,3x1,7	22,6	9,6	217	12,8	289	14,4	325	16,0	362	18,2
VL20-038	20	10	38	4,3x1,7	18,6	11,4	212	15,2	283	17,1	318	19,0	353	22,0
VL20-044	20	10	44	4,3x1,7	15,7	13,2	207	17,6	276	19,8	311	22,0	345	25,8
VL20-051	20	10	51	4,3x1,7	13,7	15,3	210	20,4	279	23,0	314	25,5	349	30,3
VL20-064	20	10	64	4,3x1,7	11,3	19,2	217	25,6	289	28,8	325	32,0	362	38,9
VL20-076	20	10	76	4,3x1,7	9,8	22,8	223	30,4	298	34,2	335	38,0	372	47,0
VL20-089	20	10	89	4,3x1,7	8,3	26,7	222	35,6	295	40,1	332	44,5	369	55,7
VL20-102	20	10	102	4,3x1,7	7,4	30,6	226	40,8	302	45,9	340	51,0	377	64,2
VL20-115	20	10	115	4,3x1,7	6,4	34,5	221	46,0	294	51,8	331	57,5	368	72,9
VL20-127	20	10	127	4,3x1,7	5,9	38,1	225	50,8	300	57,2	337	63,5	375	80,7
VL20-139	20	10	139	4,3x1,7	5,4	41,7	225	55,6	300	62,6	338	69,5	375	88,4
VL20-152	20	10	152	4,3x1,7	4,9	45,6	223	60,8	298	68,4	335	76,0	372	96,7
VL20-305	20	10	305	4,3x1,7	2,5	91,5	229	122,0	305	137	343	153	381	196,3
<b>VL25-025</b>	25	12,5	25	5,4x2,2	53,9	7,5	404	10,0	539	11,3	606	12,5	674	12,9
VL25-032	25	12,5	32	5,4x2,2	42,2	9,6	405	12,8	540	14,4	608	16,0	675	17,2
VL25-038	25	12,5	38	5,4x2,2	35,8	11,4	408	15,2	544	17,1	612	19,0	680	20,7
VL25-044	25	12,5	44	5,4x2,2	31,4	13,2	414	17,6	553	19,8	622	22,0	691	24,4
VL25-051	25	12,5	51	5,4x2,2	27,0	15,3	413	20,4	551	23,0	620	25,5	689	28,5
VL25-064	25	12,5	64	5,4x2,2	21,6	19,2	415	25,6	553	28,8	622	32,0	691	36,5
VL25-076	25	12,5	71	5,4x2,2	18,1	22,8	413	30,4	550	34,2	619	38,0	688	43,9
VL25-089	25	12,5	89	5,4x2,2	15,2	26,7	406	35,6	541	40,1	609	44,5	676	51,4
VL25-102	25	12,5	102	5,4x2,2	13,2	30,6	404	40,8	539	45,9	606	51,0	673	59,3
VL25-115	25	12,5	115	5,4x2,2	11,8	34,5	407	46,0	543	51,8	611	57,5	679	67,2
VL25-127	25	12,5	127	5,4x2,2	10,6	38,1	404	50,8	538	57,2	606	63,5	673	74,4
VL25-139	25	12,5	139	5,4x2,2	9,6	41,7	400	55,6	534	62,6	600	69,5	667	81,6
VL25-152	25	12,5	152	5,4x2,2	8,8	45,6	401	60,8	535	68,4	602	76,0	669	89,5
VL25-178	25	12,5	178	5,4x2,2	7,6	53,4	406	71,2	541	80,1	609	89,0	676	105
VL25-203	25	12,5	203	5,4x2,2	6,7	60,9	408	81,2	544	91,4	612	102	680	121
VL25-305	25	12,5	305	5,4x2,2	4,4	91,5	403	122,0	537	137	604	153	671	182
<b>VL32-038</b>	32	16	38	6,5x2,6	43,1	11,4	491	15,2	655	17,1	737	19,0	819	13,9
VL32-044	32	16	44	6,5x2,6	37,3	13,2	492	17,6	656	19,8	739	22,0	821	23,5
VL32-051	32	16	51	6,5x2,6	32,4	15,3	496	20,4	661	23,0	744	25,5	826	27,6
VL32-064	32	16	64	6,5x2,6	25,5	19,2	490	25,6	653	28,8	734	32,0	816	35,2
VL32-076	32	16	76	6,5x2,6	21,6	22,8	492	30,4	657	34,2	739	38,0	821	42,4
VL32-089	32	16	89	6,5x2,6	18,1	26,7	483	35,6	644	40,1	725	44,5	805	50,0
VL32-102	32	16	102	6,5x2,6	15,7	30,6	480	40,8	641	45,9	721	51,0	801	57,6
VL32-115	32	16	115	6,5x2,6	14,2	34,5	490	46,0	653	51,8	735	57,5	817	65,5
VL32-127	32	16	127	6,5x2,6	12,7	38,1	484	50,8	645	57,2	726	63,5	806	72,5
VL32-139	32	16	139	6,5x2,6	11,6	41,7	484	55,6	645	62,6	726	69,5	806	79,4
VL32-152	32	16	152	6,5x2,6	10,6	45,6	483	60,8	644	68,4	725	76,0	806	87,3
VL32-178	32	16	178	6,5x2,6	9,0	53,4	481	71,2	641	80,1	721	89,0	801	102,9
VL32-203	32	16	203	6,5x2,6	7,8	60,9	475	81,2	633	91,4	713	102	792	117,7
VL32-254	32	16	254	6,5x2,6	6,4	76,2	488	102	650	114	732	127,0	813	148,1
VL32-305	32	16	305	6,5x2,6	5,3	91,5	485	122,0	647	137	727	153	808	178,3

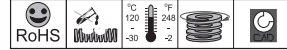
Special Springs Code	D <sub>H</sub>	D <sub>d</sub>	L <sub>0</sub>	b x h mm	R ± %10	%30 L <sub>0</sub>		%40 L <sub>0</sub>		%45 L <sub>0</sub>		%50 L <sub>0</sub>		Closed Don't use! mm
					Spring Constant N/mm	3.000.000 mm N	1.500.000 mm N	300-500.000 mm N	100-200.000 mm N					
VL40-051	40	20	51	8,0x3,4	48,1	15,3	736	20,4	981	23,0	1104	25,5	1227	28,0
VL40-064	40	20	64	8,0x3,4	39,2	19,2	753	25,6	1004	28,8	1129	32,0	1254	36,2
VL40-076	40	20	76	8,0x3,4	33,3	22,8	759	30,4	1012	34,2	1139	38,0	1265	43,7
VL40-089	40	20	89	8,0x3,4	28,4	26,7	758	35,6	1011	40,1	1137	44,5	1264	51,7
VL40-102	40	20	102	8,0x3,4	24,5	30,6	750	40,8	1000	45,9	1125	51,0	1250	59,8
VL40-115	40	20	115	8,0x3,4	22,1	34,5	762	46,0	1017	51,8	1144	57,5	1271	67,9
VL40-127	40	20	127	8,0x3,4	19,6	38,1	747	50,8	996	57,2	1120	63,5	1245	75,2
VL40-139	40	20	139	8,0x3,4	17,7	41,7	738	55,6	984	62,6	1107	69,5	1230	82,4
VL40-152	40	20	152	8,0x3,4	16,2	45,6	739	60,8	985	68,4	1108	76,0	1231	90,6
VL40-178	40	20	178	8,0x3,4	13,7	53,4	732	71,2	975	80,1	1097	89,0	1219	106
VL40-203	40	20	203	8,0x3,4	12,3	60,9	749	81,2	999	91,4	1124	101	1248	122
VL40-254	40	20	254	8,0x3,4	9,8	76,2	747	102	996	114	1120	127,0	1245	154
VL40-305	40	20	305	8,0x3,4	8,3	91,5	759	122,0	1013	137	1139	152	1266	185
VL50-064	50	25	64	10,5x4,1	86,3	19,2	1657	25,6	2209	28,8	2485	32,0	2762	35,1
VL50-076	50	25	76	10,5x4,1	70,6	22,8	1610	30,4	2146	34,2	2415	38,0	2683	42,2
VL50-089	50	25	89	10,5x4,1	59,8	26,7	1597	35,6	2129	40,1	2395	44,5	2661	50,3
VL50-102	50	25	102	10,5x4,1	52,0	30,6	1591	40,8	2122	45,9	2387	51,0	2652	58,4
VL50-115	50	25	115	10,5x4,1	46,1	34,5	1590	46,0	2121	51,8	2386	57,5	2651	66,1
VL50-127	50	25	127	10,5x4,1	42,2	38,1	1608	50,8	2144	57,2	2412	63,5	2680	73,8
VL50-139	50	25	139	10,5x4,1	38,2	41,7	1593	55,6	2124	62,6	2389	69,5	2655	80,9
VL50-152	50	25	152	10,5x4,1	34,3	45,6	1564	60,8	2085	68,4	2346	76,0	2607	89
VL50-178	50	25	178	10,5x4,1	29,4	53,4	1570	71,2	2093	80,1	2355	89,0	2612	105
VL50-203	50	25	203	10,5x4,1	25,5	60,9	1553	81,2	2071	91,4	2329	101	2588	121
VL50-254	50	25	254	10,5x4,1	20,6	76,2	1570	102	2093	114	2355	127,0	2616	152
VL50-305	50	25	305	10,5x4,1	17,2	91,5	1574	122,0	2098	137	2361	152	2623	184



Wire Detail

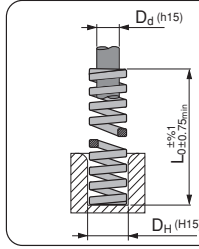


$D_d$  :Rod diameter  
 $D_H$  :Hole diameter  
 $b \times h$  :Cross wire section  
 $L_0$  :Free Length  
 $R$  :Spring Constant (Load required for 1 mm deflection)

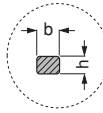


Special Springs Code	$D_H$	$D_d$	$L_0$	$b \times h$ mm	$R \pm \%10$ Spring Constant N/mm	%30 $L_0$		%40 $L_0$		%45 $L_0$		%50 $L_0$		Closed Don't use! mm
						mm	N	mm	N	mm	N	mm	N	
V10-025	10	5	25	1,7X1,1	10,0	6,3	63	7,5	75	8,8	88	10,0	100	13,5
V10-032	10	5	32	1,7X1,1	8,5	8,0	68	9,6	82	11,2	95	12,8	109	17,5
V10-038	10	5	38	1,7X1,1	6,8	9,5	65	11,4	78	13,3	90	15,2	103	20,8
V10-044	10	5	44	1,7X1,1	6,0	11,0	66	13,2	79	15,4	92	17,6	106	23,9
V10-051	10	5	51	1,7X1,1	5,0	12,8	64	15,3	77	17,9	89	20,4	102	28,9
V10-064	10	5	64	1,7X1,1	4,3	16,0	69	19,2	83	22,4	96	25,6	110	36,1
V10-076	10	5	76	1,7X1,1	3,2	19,0	61	22,8	73	26,6	85	30,4	97	43,2
V10-305	10	5	305	1,7X1,1	1,1	76,3	84	91,5	101	107	117	122,0	134	178
V13-025	12,5		25	2,4x1,4	17,9	6,3	113	7,5	134	8,8	157	10,0	179	13,2
V13-032	12,5	6,3	32	2,4x1,4	16,4	8,0	131	9,6	157	11,2	184	12,8	210	18,0
V13-038	12,5		38	2,4x1,4	13,6	9,5	129	11,4	155	13,3	181	15,2	207	21,0
V13-044	12,5	6,3	44	2,4x1,4	12,1	11,0	133	13,2	160	15,4	186	17,6	213	24,0
V13-051	12,5		51	2,4x1,4	11,4	12,8	146	15,3	174	17,9	203	20,4	233	28,7
V13-064	12,5	6,3	64	2,4x1,4	9,3	16,0	149	19,2	179	22,4	208	25,6	238	35,8
V13-076	12,5		76	2,4x1,4	7,1	19,0	135	22,8	162	26,6	189	30,4	216	42,7
V13-089	12,5	6,3	89	2,4x1,4	5,4	22,3	120	26,7	144	31,2	168	35,6	192	50,4
V13-102	12,5		102	2,4x1,4	4,1	25,5	105	30,6	125	35,7	146	40,8	167	58,4
V13-305	12,5	6,3	305	2,4x1,4	1,4	76,3	107	91,5	128	107	149	122,0	171	172,0
V16-025	16		25	3,2x1,5	23,4	6,3	147	7,5	176	8,8	205	10,0	234	12,6
V16-032	16	6,3	32	3,2x1,5	22,9	8,0	183	9,6	220	11,2	256	12,8	293	16,4
V16-038	16		38	3,2x1,5	19,3	9,5	183	11,4	220	13,3	257	15,2	293	19,7
V16-044	16	6,3	44	3,2x1,5	17,1	11,0	188	13,2	226	15,4	263	17,6	301	22,5
V16-051	16		51	3,2x1,5	15,7	12,8	201	15,3	240	17,9	280	20,4	320	26,3
V16-064	16	6,3	64	3,2x1,5	10,7	16,0	171	19,2	205	22,4	240	25,6	274	33,3
V16-076	16		76	3,2x1,5	10,0	19,0	190	22,8	228	26,6	266	30,4	304	40,2
V16-089	16	6,3	89	3,2x1,5	8,6	22,3	192	26,7	230	31,2	268	35,6	306	47,6
V16-102	16		102	3,2x1,5	7,8	25,5	199	30,6	239	35,7	278	40,8	318	55,4
V16-115	16	6,3	115	3,2x1,5	6,6	28,8	190	34,5	228	40,3	266	46,0	304	60,8
V16-305	16	8	305	3,2x1,5	2,5	76,3	191	91,5	229	107	267	122,0	305	165,3
V20-025	20	8	25	4,0x2,1	55,8	6,3	352	7,5	419	8,8	488	10,0	558	12,1
V20-032	20	8	32	4,0x2,1	45,0	8,0	360	9,6	432	11,2	504	12,8	576	15,3
V20-038	20	8	38	4,0x2,1	33,3	9,5	316	11,4	380	13,3	443	15,2	506	18,9
V20-044	20	8	44	4,0x2,1	30,0	11,0	330	13,2	396	15,4	462	17,6	528	21,5
V20-051	20	8	51	4,0x2,1	24,5	12,8	314	15,3	375	17,9	437	20,4	500	25,0
V20-064	20	8	64	4,0x2,1	20,0	16,0	320	19,2	384	22,4	448	25,6	512	31,1
V20-076	20	8	76	4,0x2,1	16,0	19,0	304	22,8	365	26,6	426	30,4	486	37,3
V20-089	20	8	89	4,0x2,1	14,0	22,3	312	26,7	374	31,2	436	35,6	498	44,5
V20-102	20	8	102	4,0x2,1	12,0	25,5	306	30,6	367	35,7	428	40,8	490	51,1
V20-115	20	8	115	4,0x2,1	10,9	28,8	314	34,5	376	40,3	439	46,0	501	58,2
V20-127	20	10	127	4,0x2,1	9,5	31,8	302	38,1	362	44,5	422	50,8	483	64,9
V20-139	20	10	139	4,0x2,1	8,4	35,0	294	42,0	353	48,7	409	56,0	470	71,5
V20-152	20	10	152	4,0x2,1	7,5	38,0	285	45,6	342	53,2	399	60,8	456	78,8
V20-305	20	10	305	4,0x2,1	4,0	76,3	305	91,5	366	107	427	122,0	488	157

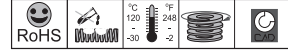
Special Springs Code	D <sub>H</sub>	D <sub>d</sub>	L <sub>0</sub>	b x h mm	R ± %10 Spring Constant N/mm	%30 L <sub>0</sub>		%40 L <sub>0</sub>		%45 L <sub>0</sub>		%50 L <sub>0</sub>		Closed Don't use! mm
						3.000.000	mm N	1.500.000	mm N	300-500.000	mm N	100-200.000	mm N	
V25-025	25	12,5	25	5,4x2,7	100,0	6,3	630	7,5	750	8,8	875	10,0	1000	11,9
V25-032	25	12,5	32	5,4x2,7	80,3	8,0	642	9,6	771	11,2	899	12,8	1028	16,0
V25-038	25	12,5	38	5,4x2,7	62,0	9,5	589	11,4	707	13,3	825	15,2	942	18,3
V25-044	25	12,5	44	5,4x2,7	52,9	11,0	582	13,2	698	15,4	815	17,6	931	21,4
V25-051	25	12,5	51	5,4x2,7	44,0	12,8	563	15,3	673	17,9	785	20,4	898	24,9
V25-064	25	12,5	64	5,4x2,7	35,2	16,0	563	19,2	676	22,4	788	25,6	901	31,4
V25-076	25	12,5	76	5,4x2,7	28,0	19,0	532	22,8	638	26,6	745	30,4	851	37,5
V25-089	25	12,5	89	5,4x2,7	24,0	22,3	535	26,7	641	31,2	748	35,6	854	43,5
V25-102	25	12,5	102	5,4x2,7	21,1	25,5	538	30,6	646	35,7	753	40,8	861	51,1
V25-115	25	12,5	115	5,4x2,7	18,7	28,8	539	34,5	645	40,3	753	46,0	860	58,1
V25-127	25	12,5	127	5,4x2,7	16,7	31,8	531	38,1	636	44,5	742	50,8	848	64,1
V25-139	25	12,5	139	5,4x2,7	15,3	35,0	536	42,0	643	48,7	744	56,0	857	70,4
V25-152	25	12,5	152	5,4x2,7	14,0	38,0	532	45,6	638	53,2	745	60,8	851	77,1
V25-178	25	12,5	178	5,4x2,7	12,5	44,5	556	53,4	668	62,3	779	71,2	890	93,1
V25-203	25	12,5	203	5,4x2,7	10,4	50,8	528	60,9	633	71,1	739	81,2	844	103
V25-305	25	12,5	305	5,4x2,7	7,0	76,3	534	91,5	641	107	747	122,0	854	156
V32-038	32	16	38	6,8x3,3	94,0	9,5	893	11,4	1072	13,3	1250	15,2	1429	18,3
V32-044	32	16	44	6,8x3,3	79,5	11,0	875	13,2	1049	15,4	1224	17,6	1399	21,5
V32-051	32	16	51	6,8x3,3	67,0	12,8	858	15,3	1025	17,9	1196	20,4	1367	25,5
V32-064	32	16	64	6,8x3,3	53,0	16,0	848	19,2	1018	22,4	1187	25,6	1357	31,9
V32-076	32	16	76	6,8x3,3	44,0	19,0	836	22,8	1003	26,6	1170	30,4	1338	38,6
V32-089	32	16	89	6,8x3,3	37,2	22,3	830	26,7	993	31,2	1159	35,6	1324	46,5
V32-102	32	16	102	6,8x3,3	32,0	25,5	816	30,6	979	35,7	1142	40,8	1306	53,2
V32-115	32	16	115	6,8x3,3	29,0	28,8	835	34,5	1001	40,3	1167	46,0	1334	60,0
V32-127	32	16	127	6,8x3,3	25,0	31,8	795	38,1	953	44,5	1111	50,8	1270	66,7
V32-139	32	16	139	6,8x3,3	23,0	35,0	805	42,0	966	48,7	1119	56,0	1288	71,8
V32-152	32	16	152	6,8x3,3	21,5	38,0	817	45,6	980	53,2	1144	60,8	1307	78,5
V32-178	32	16	178	6,8x3,3	18,2	44,5	810	53,4	972	62,3	1134	71,2	1296	94,4
V32-203	32	16	203	6,8x3,3	15,8	50,8	803	60,9	962	71,1	1123	81,2	1283	107,1
V32-254	32	16	254	6,8x3,3	12,5	63,5	794	76,2	953	88,9	1111	102	1270	136,5
V32-305	32	16	305	6,8x3,3	10,3	76,3	786	91,5	942	107	1100	122	1257	163
V40-051	40	20	51	8,1x4,0	92,0	12,8	1178	15,3	1408	17,9	1642	20,4	1877	25,5
V40-064	40	20	64	8,1x4,0	73,0	16,0	1168	19,2	1402	22,4	1635	25,6	1869	31,4
V40-076	40	20	76	8,1x4,0	63,0	19,0	1197	22,8	1436	26,6	1676	30,4	1915	37,8
V40-089	40	20	89	8,1x4,0	51,0	22,3	1137	26,7	1362	31,2	1589	35,6	1816	44,3
V40-102	40	20	102	8,1x4,0	43,0	25,5	1097	30,6	1316	35,7	1535	40,8	1754	50,7
V40-115	40	20	115	8,1x4,0	39,6	28,8	1140	34,5	1366	40,3	1594	46,0	1822	58,1
V40-127	40	20	127	8,1x4,0	37,0	31,8	1177	38,1	1410	44,5	1645	50,8	1880	64,6
V40-139	40	20	139	8,1x4,0	32,0	35,0	1120	42,0	1344	48,7	1557	56,0	1792	70,1
V40-152	40	20	152	8,1x4,0	28,0	38,0	1064	45,6	1277	53,2	1490	60,8	1702	76,6
V40-178	40	20	178	8,1x4,0	25,2	44,5	1121	53,4	1346	62,3	1570	71,2	1794	90,4
V40-203	40	20	203	8,1x4,0	22,7	50,8	1153	60,9	1382	71,1	1613	81,2	1843	102,4
V40-254	40	20	254	8,1x4,0	17,0	63,5	1080	76,2	1295	88,9	1511	102	1727	129
V40-305	40	20	305	8,1x4,0	14,8	76,3	1129	91,5	1354	107	1580	122	1806	156,1
V50-064	50	25	64	10,9x5,3	156	16,0	2496	19,2	2995	22,4	3494	25,6	3994	31,0
V50-076	50	25	76	10,9x5,3	125	19,0	2375	22,8	2850	26,6	3325	30,4	3800	37,2
V50-089	50	25	89	10,9x5,3	109	22,3	2431	26,7	2910	31,2	3395	35,6	3880	43,6
V50-102	50	25	102	10,9x5,3	94,0	25,5	2397	30,6	2876	35,7	3356	40,8	3835	50,3
V50-115	50	25	115	10,9x5,3	81,0	28,8	2333	34,5	2795	40,3	3260	46,0	3726	58,1
V50-127	50	25	127	10,9x5,3	71,0	31,8	2258	38,1	2705	44,5	3156	50,8	3607	63,7
V50-139	50	25	139	10,9x5,3	66,5	35,0	2328	42,0	2793	48,7	3235	56,0	3724	69,5
V50-152	50	25	152	10,9x5,3	60,0	38,0	2280	45,6	2736	53,2	3192	60,8	3648	76,5
V50-178	50	25	178	10,9x5,3	52,0	44,5	2314	53,4	2777	62,3	3240	71,2	3702	91,9
V50-203	50	25	203	10,9x5,3	44,0	50,8	2235	60,9	2680	71,1	3126	81,2	3573	105
V50-254	50	25	254	10,9x5,3	35,0	63,5	2223	76,2	2667	88,9	3112	102	3556	131
V50-305	50	25	305	10,9x5,3	28,5	76,3	2175	91,5	2608	107	3042	122	3477	155
V63-076	63	38	76	11,0x7,8	189	19,0	3591	22,8	4309	26,6	5027	30,4	5746	36,5
V63-089	63	38	89	11,0x7,8	158	22,3	3523	26,7	4219	31,2	4922	35,6	5625	43,4
V63-102	63	38	102	11,0x7,8	131	25,5	3341	30,6	4009	35,7	4677	40,8	5345	49,7
V63-115	63	38	115	11,0x7,8	116	28,8	3341	34,5	4002	40,3	4669	46,0	5336	55,6
V63-127	63	38	127	11,0x7,8	103	31,8	3275	38,1	3924	44,5	4578	50,8	5232	62,7
V63-152	63	38	152	11,0x7,8	84,3	38,0	3203	45,6	3844	53,2	4485	60,8	5125	77,1
V63-178	63	38	178	11,0x7,8	71,5	44,5	3182	53,4	3818	62,3	4454	71,2	5091	92,2
V63-203	63	38	203	11,0x7,8	61,7	50,8	3134	60,9	3758	71,1	4384	81,2	5010	103
V63-254	63	38	254	11,0x7,8	47,0	63,5	2985	76,2	3581	88,9	4178	102	4775	130
V63-305	63	38	305	11,0x7,8	38,2	76,3	2915	91,5	3495	107	4078	122	4660	157



Wire Detail



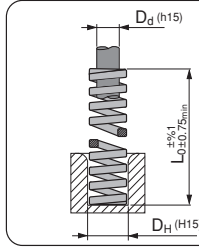
$D_d$  :Rod diameter  
 $D_H$  :Hole diameter  
 $b \times h$  :Cross wire section  
 $L_0$  :Free Length  
 $R$  :Spring Constant (Load required for 1 mm deflection)



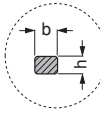
Special Springs Code	$D_H$	$D_d$	$L_0$	$b \times h$ mm	$R \pm \%10$ Spring Constant N/mm	%30 $L_0$		%40 $L_0$		%45 $L_0$		%50 $L_0$		Closed Don't use! mm
						mm	N	mm	N	mm	N	mm	N	
B10-025	10	5	25	1,9x1,3	16,0	6,3	101	7,5	120	8,4	135	9,4	150	10,2
B10-032	10	5	32	1,9x1,3	13,0	8,0	104	9,6	125	10,8	140	12,0	156	14,2
B10-038	10	5	38	1,9x1,3	11,9	9,5	113	11,4	136	12,8	153	14,3	170	16,8
B10-044	10	5	44	1,9x1,3	10,3	11,0	113	13,2	136	14,9	153	16,5	170	19,4
B10-051	10	5	51	1,9x1,3	8,9	12,8	114	15,3	136	17,2	153	19,1	170	23,4
B10-064	10	5	64	1,9x1,3	7,5	16,0	120	19,2	144	21,6	162	24,0	180	28,2
B10-076	10	5	76	1,9x1,3	5,3	19,0	101	22,8	121	25,7	136	28,5	151	34,2
B10-305	10	5	305	1,9x1,3	1,6	76,3	122	91,5	146	103	165	114	183	134
B13-025	12,5	6,3	25	2,5x1,5	30,0	6,3	189	7,5	225	8,4	253	9,4	282	11,9
B13-032	12,5	6,3	32	2,5x1,5	24,8	8,0	198	9,6	238	10,8	268	12,0	298	16,2
B13-038	12,5	6,3	38	2,5x1,5	21,4	9,5	203	11,4	244	12,8	274	14,3	306	18,7
B13-044	12,5	6,3	44	2,5x1,5	18,5	11,0	204	13,2	244	14,9	275	16,5	305	21,3
B13-051	12,5	6,3	51	2,5x1,5	15,5	12,8	198	15,3	237	17,2	267	19,1	296	25,6
B13-064	12,5	6,3	64	2,5x1,5	12,1	16,0	194	19,2	232	21,6	261	24,0	290	32,4
B13-076	12,5	6,3	76	2,5x1,5	10,2	19,0	194	22,8	233	25,7	262	28,5	291	39,0
B13-089	12,5	6,3	89	2,5x1,5	8,4	22,3	187	26,7	224	30	252	33,4	281	45,9
B13-102	12,5	6,3	102	2,5x1,5	6,3	25,5	161	30,6	193	34,4	217	38,3	241	52,3
B13-305	12,5	6,3	305	2,5x1,5	2,1	76,3	160	91,5	192	103	216	114	240	153
B16-025	16	8	25	3,2x2,0	49,4	6,3	311	7,5	371	8,4	417	9,4	464	10,5
B16-032	16	8	32	3,2x2,0	37,1	8,0	297	9,6	356	10,8	401	12,0	445	13,2
B16-038	16	8	38	3,2x2,0	33,9	9,5	322	11,4	386	12,8	435	14,3	485	17,2
B16-044	16	8	44	3,2x2,0	30,0	11,0	330	13,2	396	14,9	446	16,5	495	19,4
B16-051	16	8	51	3,2x2,0	26,4	12,8	338	15,3	404	17,2	454	19,1	504	24,2
B16-064	16	8	64	3,2x2,0	20,5	16,0	328	19,2	394	21,6	443	24,0	492	29,2
B16-076	16	8	76	3,2x2,0	17,8	19,0	338	22,8	406	25,7	457	28,5	507	36,3
B16-089	16	8	89	3,2x2,0	15,2	22,3	339	26,7	406	30	457	33,4	508	41,7
B16-102	16	8	102	3,2x2,0	13,5	25,5	344	30,6	413	34,4	465	38,3	517	48,9
B16-115	16	8	115	3,2x2,0	11,8	28,8	340	34,5	407	38,8	458	43,1	509	53,1
B16-305	16	8	305	3,2x2,0	4,8	76,3	366	91,5	439	103	494	114	549	142
B20-025	20	10	25	4,1x2,4	98,0	6,3	617	7,5	735	8,4	827	9,4	921	10,5
B20-032	20	10	32	4,1x2,4	72,6	8,0	581	9,6	697	10,8	784	12,0	871	13,9
B20-038	20	10	38	4,1x2,4	56,0	9,5	532	11,4	638	12,8	718	14,3	801	16,6
B20-044	20	10	44	4,1x2,4	47,5	11,0	523	13,2	627	14,9	705	16,5	784	18,8
B20-051	20	10	51	4,1x2,4	41,7	12,8	534	15,3	638	17,2	718	19,1	796	23,1
B20-064	20	10	64	4,1x2,4	32,3	16,0	517	19,2	620	21,6	698	24,0	775	27,5
B20-076	20	10	76	4,1x2,4	25,1	19,0	477	22,8	572	25,7	644	28,5	715	33,8
B20-089	20	10	89	4,1x2,4	22,0	22,3	491	26,7	587	30	661	33,4	735	39,7
B20-102	20	10	102	4,1x2,4	19,8	25,5	505	30,6	606	34,4	682	38,3	758	47,3
B20-115	20	10	115	4,1x2,4	18,1	28,8	521	34,5	624	38,8	703	43,1	780	52,5
B20-127	20	10	127	4,1x2,4	16,6	31,8	528	38,1	632	42,9	712	47,6	790	56,9
B20-139	20	10	139	4,1x2,4	15,1	35,0	529	42,0	634	46,9	708	52,5	793	62,1
B20-152	20	10	152	4,1x2,4	13,2	38,0	500	45,6	600	51,3	677	57,0	750	67,6
B20-305	20	10	305	4,1x2,4	6,1	76,3	465	91,5	558	103	628	114	698	143
B25-025	25	12,5	25	5,4x3,3	147	6,3	926	7,5	1103	8,4	1240	9,4	1382	10,2
B25-032	25	12,5	32	5,4x3,3	118	8,0	944	9,6	1133	10,8	1274	12,0	1416	13,7
B25-038	25	12,5	38	5,4x3,3	93,0	9,5	884	11,4	1060	12,8	1193	14,3	1330	15,7
B25-044	25	12,5	44	5,4x3,3	80,8	11,0	889	13,2	1067	14,9	1200	16,5	1333	18,2
B25-051	25	12,5	51	5,4x3,3	68,6	12,8	878	15,3	1050	17,2	1181	19,1	1310	21,7
B25-064	25	12,5	64	5,4x3,3	53,0	16,0	848	19,2	1018	21,6	1145	24,0	1272	26,0
B25-076	25	12,5	76	5,4x3,3	43,2	19,0	821	22,8	985	25,7	1108	28,5	1231	32,3
B25-089	25	12,5	89	5,4x3,3	38,2	22,3	852	26,7	1020	30,0	1147	33,4	1276	38,0
B25-102	25	12,5	102	5,4x3,3	33,0	25,5	842	30,6	1010	34,4	1136	38,3	1264	43,0
B25-115	25	12,5	115	5,4x3,3	28,0	28,8	806	34,5	966	38,8	1087	43,1	1207	48,6
B25-127	25	12,5	127	5,4x3,3	25,9	31,8	824	38,1	987	42,9	1110	47,6	1233	53,7

Special Springs Code	D <sub>H</sub>	D <sub>d</sub>	L <sub>0</sub>	b x h mm	R ± %10 Spring Constant N/mm	%30 L <sub>0</sub>		%40 L <sub>0</sub>		%45 L <sub>0</sub>		%50 L <sub>0</sub>		Closed Don't use! mm
						3.000.000	mm N	1.500.000	mm N	300-500.000	mm N	100-200.000	mm N	
B25-139	25	12,5	139	5,4x3,3	23,2	35,0	812	42,0	974	46,9	1088	52,5	1218	59,4
B25-152	25	12,5	152	5,4x3,3	20,8	38,0	790	45,6	948	51,3	1067	57,0	1186	63,8
B25-178	25	12,5	178	5,4x3,3	17,8	44,5	792	53,4	951	60,1	1069	66,8	1189	76,6
B25-203	25	12,5	203	5,4x3,3	15,8	50,8	803	60,9	962	68,5	1082	76,1	1202	88,4
B25-305	25	12,5	305	5,4x3,3	10,2	76,3	778	91,5	933	103	1050	114	1167	135,1
<b>B32-038</b>	32	16	38	6,8x4,0	185	9,5	1758	11,4	2109	12,8	2373	14,3	2646	16,3
B32-044	32	16	44	6,8x4,0	158	11,0	1738	13,2	2086	14,9	2346	16,5	2607	18,9
B32-051	32	16	51	6,8x4,0	134	12,8	1715	15,3	2050	17,2	2306	19,1	2559	23,1
B32-064	32	16	64	6,8x4,0	99,0	16,0	1584	19,2	1901	21,6	2138	24,0	2376	28,5
B32-076	32	16	76	6,8x4,0	80,5	19,0	1530	22,8	1835	25,7	2065	28,5	2294	34,2
B32-089	32	16	89	6,8x4,0	69,1	22,3	1541	26,7	1845	30,0	2076	33,4	2308	40,4
B32-102	32	16	102	6,8x4,0	58,8	25,5	1499	30,6	1799	34,4	2024	38,3	2252	48,0
B32-115	32	16	115	6,8x4,0	51,5	28,8	1483	34,5	1777	38,8	1999	43,1	2220	54,3
B32-127	32	16	127	6,8x4,0	44,8	31,8	1425	38,1	1707	42,9	1920	47,6	2132	59,2
B32-139	32	16	139	6,8x4,0	42,3	35,0	1481	42,0	1777	46,9	1984	52,5	2221	65,3
B32-152	32	16	152	6,8x4,0	37,8	38,0	1436	45,6	1724	51,3	1939	57,0	2155	73,0
B32-178	32	16	178	6,8x4,0	32,5	44,5	1446	53,4	1736	60,1	1952	66,8	2171	84,5
B32-203	32	16	203	6,8x4,0	28,9	50,8	1468	60,9	1760	68,5	1980	76,1	2199	96,9
B32-254	32	16	254	6,8x4,0	21,4	63,5	1359	76,2	1631	85,7	1835	95,3	2039	120,9
B32-305	32	16	305	6,8x4,0	18,3	76,3	1396	91,5	1674	103	1884	114	2094	146,9
<b>B40-051</b>	40	20	51	8,2x4,7	181,6	12,8	2330	15,3	2785	17,2	3130	19,1	3469	21,4
B40-064	40	20	64	8,2x4,7	140,0	16,0	2240	19,2	2688	21,6	3024	24,0	3360	26,8
B40-076	40	20	76	8,2x4,7	108,0	19,0	2052	22,8	2462	25,7	2770	28,5	3078	32,7
B40-089	40	20	89	8,2x4,7	90,7	22,3	2023	26,7	2422	30,0	2724	33,4	3029	39,0
B40-102	40	20	102	8,2x4,7	81,0	25,5	2066	30,6	2479	34,4	2788	38,3	3102	44,1
B40-115	40	20	115	8,2x4,7	71,8	28,8	2068	34,5	2477	38,8	2787	43,1	3095	50,6
B40-127	40	20	127	8,2x4,7	62,7	31,8	1994	38,1	2389	42,9	2687	47,6	2985	55,9
B40-139	40	20	139	8,2x4,7	57,5	35,0	2013	42,0	2415	46,9	2697	52,5	3019	61,8
B40-152	40	20	152	8,2x4,7	51,6	38,0	1961	45,6	2353	51,3	2647	57,0	2941	67,5
B40-178	40	20	178	8,2x4,7	44,1	44,5	1962	53,4	2355	60,1	2649	66,8	2946	77,2
B40-203	40	20	203	8,2x4,7	36,7	50,8	1864	60,9	2235	68,5	2514	76,1	2793	91,8
B40-254	40	20	254	8,2x4,7	30,1	63,5	1911	76,2	2294	85,7	2580	95,3	2869	113
B40-305	40	20	305	8,2x4,7	24,6	76,3	1877	91,5	2251	103	2532	114	2814	138
<b>B50-064</b>	50	25	64	11,1x5,8	209	16,0	3344	19,2	4013	21,6	4514	24,0	5016	28,2
B50-076	50	25	76	11,1x5,8	168	19,0	3192	22,8	3830	25,7	4309	28,5	4788	34,9
B50-089	50	25	89	11,1x5,8	140	22,3	3122	26,7	3738	30,0	4205	33,4	4676	39,2
B50-102	50	25	102	11,1x5,8	119	25,5	3035	30,6	3641	34,4	4097	38,3	4558	47,3
B50-115	50	25	115	11,1x5,8	106	28,8	3053	34,5	3657	38,8	4114	43,1	4569	52,6
B50-127	50	25	127	11,1x5,8	97,0	31,8	3085	38,1	3696	42,9	4158	47,6	4617	59,8
B50-139	50	25	139	11,1x5,8	87,0	35,0	3045	42,0	3654	46,9	4081	52,5	4568	65,1
B50-152	50	25	152	11,1x5,8	80,0	38,0	3040	45,6	3648	51,3	4104	57,0	4560	70,8
B50-178	50	25	178	11,1x5,8	69,5	44,5	3093	53,4	3711	60,1	4175	66,8	4643	84,2
B50-203	50	25	203	11,1x5,8	59,8	50,8	3038	60,9	3642	68,5	4097	76,1	4551	96,5
B50-229	50	25	229	11,1x5,8	50,9	57,3	2917	68,7	3497	77,3	3934	85,9	4372	108
B50-254	50	25	254	11,1x5,8	43,9	63,5	2788	76,2	3345	85,7	3763	95,3	4184	122
B50-305	50	25	305	11,1x5,8	38,6	76,3	2945	91,5	3532	103	3973	114	4416	147
<b>B63-076</b>	63	38	76	11x5x9,1	312	19,0	5928	22,8	7114	25,7	8003	28,5	8892	30,7
B63-089	63	38	89	11x5x9,1	260	22,3	5798	26,7	6942	30,0	7810	33,4	8684	36,5
B63-102	63	38	102	11x5x9,1	221	25,5	5636	30,6	6763	34,4	7608	38,3	8464	43,6
B63-115	63	38	115	11x5x9,1	187	28,8	5386	34,5	6452	38,8	7258	43,1	8060	48,9
B63-127	63	38	127	11x5x9,1	168	31,8	5342	38,1	6401	42,9	7201	47,6	7997	54,2
B63-152	63	38	152	11x5x9,1	136	38,0	5168	45,6	6202	51,3	6977	57,0	7752	65,7
B63-178	63	38	178	11x5x9,1	114	44,5	5073	53,4	6088	60,1	6849	66,8	7615	76,5
B63-203	63	38	203	11x5x9,1	100	50,8	5080	60,9	6090	68,5	6851	76,1	7610	88,0
B63-229	63	38	229	11x5x9,1	89,2	57,3	5111	68,7	6128	77,3	6894	85,9	7662	104
B63-254	63	38	254	11x5x9,1	78,4	63,5	4978	76,2	5974	85,7	6721	95,3	7472	112
B63-305	63	38	305	11x5x9,1	64,7	76,3	4937	91,5	5920	103	6660	114	7402	134

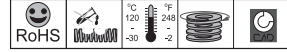




Wire Detail



D<sub>d</sub> :Rod diameter  
D<sub>H</sub> :Hole diameter  
b x h :Cross wire section  
L<sub>0</sub> :Free Length  
R :Spring Constant (Load required for 1 mm deflection)

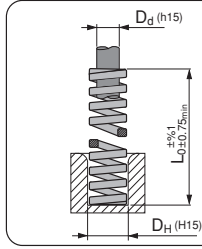


Special Springs Code	D <sub>H</sub>	D <sub>d</sub>	L <sub>0</sub>	b x h mm	R ± %10 Spring Constant N/mm	%30 L <sub>0</sub>		%40 L <sub>0</sub>		%45 L <sub>0</sub>		%50 L <sub>0</sub>		Closed Don't use! mm
						mm	N	mm	N	mm	N	mm	N	
R10-025	10	5	25	1,9x1,5	22,1	5,0	111	6,3	139	6,9	152	7,5	166	9,2
R10-032	10	5	32	1,9x1,5	17,5	6,4	112	8,0	140	8,8	154	9,6	168	12,1
R10-038	10	5	38	1,9x1,5	17,1	7,6	130	9,5	162	10,5	179	11,4	195	13,2
R10-044	10	5	44	1,9x1,5	15,0	8,8	132	11,0	165	12,1	182	13,2	198	15,1
R10-051	10	5	51	1,9x1,5	12,8	10,2	131	12,8	164	14,0	180	15,3	196	19,5
R10-064	10	5	64	1,9x1,5	10,7	12,8	137	16,0	171	17,6	188	19,2	205	21,8
R10-076	10	5	76	1,9x1,5	7,5	15,2	114	19,0	143	20,9	157	22,8	171	27,9
R10-305	10	5	305	1,9x1,5	2,1	61,0	128	76,3	160	83,9	176	91,5	192	127
R13-025	12,5	6,3	25	2,4x1,9	42,1	5,0	211	6,3	265	6,9	289	7,5	316	9,8
R13-032	12,5	6,3	32	2,4x1,9	33,2	6,4	212	8,0	266	8,8	292	9,6	319	13,6
R13-038	12,5	6,3	38	2,4x1,9	29,3	7,6	223	9,5	278	10,5	306	11,4	334	14,6
R13-044	12,5	6,3	44	2,4x1,9	24,6	8,8	216	11,0	271	12,1	298	13,2	325	18,1
R13-051	12,5	6,3	51	2,4x1,9	19,6	10,2	200	12,8	251	14,0	275	15,3	300	22,3
R13-064	12,5	6,3	64	2,4x1,9	15,0	12,8	192	16,0	240	17,6	264	19,2	288	27,3
R13-076	12,5	6,3	76	2,4x1,9	13,2	15,2	201	19,0	251	20,9	276	22,8	301	33,1
R13-089	12,5	6,3	89	2,4x1,9	11,4	17,8	203	22,3	254	24,5	279	26,7	304	38,9
R13-102	12,5	6,3	102	2,4x1,9	8,4	20,4	171	25,5	214	28,1	236	30,6	257	43,8
R13-305	12,5	6,3	305	2,4x1,9	2,8	61,0	171	76,3	214	83,9	235	91,5	256	140
R16-025	16	8	25	3,1x2,5	75,7	5,0	379	6,3	477	6,9	520	7,5	568	8,4
R16-032	16	8	32	3,1x2,5	52,8	6,4	338	8,0	422	8,8	465	9,6	507	10,5
R16-038	16	8	38	3,1x2,5	48,5	7,6	369	9,5	461	10,5	507	11,4	553	13,6
R16-044	16	8	44	3,1x2,5	42,8	8,8	377	11,0	471	12,1	518	13,2	565	15,9
R16-051	16	8	51	3,1x2,5	37,1	10,2	378	12,8	475	14,0	520	15,3	568	18,9
R16-064	16	8	64	3,1x2,5	30,3	12,8	388	16,0	485	17,6	533	19,2	582	24,9
R16-076	16	8	76	3,1x2,5	25,7	15,2	391	19,0	488	20,9	537	22,8	586	29,2
R16-089	16	8	89	3,1x2,5	21,7	17,8	386	22,3	484	24,5	531	26,7	579	34,5
R16-102	16	8	102	3,1x2,5	19,3	20,4	394	25,5	492	28,1	541	30,6	591	39,1
R16-115	16	8	115	3,1x2,5	15,7	23,0	361	28,8	452	31,6	497	34,5	542	44,0
R16-305	16	8	305	3,1x2,5	7,1	61,0	433	76,3	542	83,9	596	91,5	650	104
R20-025	20	10	25	4,0x3,3	216	5,0	1080	6,3	1361	6,9	1485	7,5	1620	8,3
R20-032	20	10	32	4,0x3,3	168	6,4	1075	8,0	1344	8,8	1478	9,6	1613	10,9
R20-038	20	10	38	4,0x3,3	129	7,6	980	9,5	1226	10,5	1348	11,4	1471	12,5
R20-044	20	10	44	4,0x3,3	112	8,8	986	11,0	1232	12,1	1355	13,2	1478	15,0
R20-051	20	10	51	4,0x3,3	94,0	10,2	959	12,8	1203	14,0	1318	15,3	1438	17,6
R20-064	20	10	64	4,0x3,3	72,1	12,8	923	16,0	1154	17,6	1269	19,2	1384	22,6
R20-076	20	10	76	4,0x3,3	59,7	15,2	907	19,0	1134	20,9	1248	22,8	1361	27,5
R20-089	20	10	89	4,0x3,3	50,5	17,8	899	22,3	1126	24,5	1236	26,7	1348	31,7
R20-102	20	10	102	4,0x3,3	44,2	20,4	902	25,5	1127	28,1	1240	30,6	1353	37,5
R20-115	20	10	115	4,0x3,3	38,4	23,0	883	28,8	1106	31,6	1214	34,5	1325	42,6
R20-127	20	10	127	4,0x3,3	34,1	25,4	866	31,8	1084	34,9	1191	38,1	1299	45,5
R20-139	20	10	139	4,0x3,3	31,0	28,0	868	35,0	1085	38,2	1185	42,0	1302	50,1
R20-152	20	10	152	4,0x3,3	28,2	30,4	857	38,0	1072	41,8	1179	45,6	1286	55,8
R20-305	20	10	305	4,0x3,3	15,0	61,0	915	76,3	1145	83,9	1258	91,5	1373	114
R25-025	25	12,5	25	5,5x4,2	375	5,0	1875	6,3	2363	6,9	2578	7,5	2813	8,5
R25-032	25	12,5	32	5,5x4,2	297	6,4	1901	8,0	2376	8,8	2614	9,6	2851	11,0
R25-038	25	12,5	38	5,5x4,2	219	7,6	1664	9,5	2081	10,5	2289	11,4	2497	12,6
R25-044	25	12,5	44	5,5x4,2	187	8,8	1646	11,0	2057	12,1	2263	13,2	2468	14,8
R25-051	25	12,5	51	5,5x4,2	156	10,2	1591	12,8	1997	14,0	2188	15,3	2387	17,9
R25-064	25	12,5	64	5,5x4,2	123	12,8	1574	16,0	1968	17,6	2165	19,2	2362	23,1
R25-076	25	12,5	76	5,5x4,2	99,0	15,2	1505	19,0	1881	20,9	2069	22,8	2257	26,3
R25-089	25	12,5	89	5,5x4,2	84,0	17,8	1495	22,3	1873	24,5	2056	26,7	2243	30,5
R25-102	25	12,5	102	5,5x4,2	73,0	20,4	1489	25,5	1862	28,1	2048	30,6	2234	37,3
R25-115	25	12,5	115	5,5x4,2	65,0	23,0	1495	28,8	1872	31,6	2056	34,5	2243	41,9
R25-127	25	12,5	127	5,5x4,2	57,7	25,4	1466	31,8	1835	34,9	2015	38,1	2198	46,2

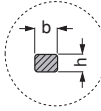


Special Springs Code	D <sub>H</sub>	D <sub>d</sub>	L <sub>0</sub>	b x h mm	R ± %10 Spring Constant N/mm	%30 L <sub>0</sub>		%40 L <sub>0</sub>		%45 L <sub>0</sub>		%50 L <sub>0</sub>		Closed Don't use! mm
						3.000.000 mm N	1.500.000 mm N	300-500.000 mm N	100-200.000 mm N					
R25-139	25	12,5	139	5,5x4,2	52,7	28,0	1476	35,0	1845	38,2	2014	42,0	2213	49,3
R25-152	25	12,5	152	5,5x4,2	47,8	30,4	1453	38,0	1816	41,8	1998	45,6	2180	55,7
R25-178	25	12,5	178	5,5x4,2	41,0	35,6	1460	44,5	1825	49,0	2007	53,4	2189	65,1
R25-203	25	12,5	203	5,5x4,2	35,8	40,6	1453	50,8	1819	55,8	1999	60,9	2180	74,5
R25-305	25	12,5	305	5,5x4,2	22,9	61,0	1397	76,3	1747	83,9	1921	91,5	2095	110
<b>R32-038</b>	32	16	38	7,1x5,4	388	7,6	2949	9,5	3686	10,5	4055	11,4	4423	12,5
R32-044	32	16	44	7,1x5,4	324	8,8	2851	11,0	3564	12,1	3920	13,2	4277	14,9
R32-051	32	16	51	7,1x5,4	272	10,2	2774	12,8	3482	14,0	3815	15,3	4162	17,8
R32-064	32	16	64	7,1x5,4	212	12,8	2714	16,0	3392	17,6	3731	19,2	4070	22,4
R32-076	32	16	76	7,1x5,4	172	15,2	2614	19,0	3268	20,9	3595	22,8	3922	26,1
R32-089	32	16	89	7,1x5,4	141	17,8	2510	22,3	3144	24,5	3451	26,7	3765	30,8
R32-102	32	16	102	7,1x5,4	122	20,4	2489	25,5	3111	28,1	3422	30,6	3733	36,8
R32-115	32	16	115	7,1x5,4	107	23,0	2461	28,8	3082	31,6	3384	34,5	3692	41,4
R32-127	32	16	127	7,1x5,4	93,0	25,4	2362	31,8	2957	34,9	3248	38,1	3543	44,4
R32-139	32	16	139	7,1x5,4	86,0	28,0	2408	35,0	3010	38,2	3287	42,0	3612	48,5
R32-152	32	16	152	7,1x5,4	78,0	30,4	2371	38,0	2964	41,8	3260	45,6	3557	54,8
R32-178	32	16	178	7,1x5,4	67,2	35,6	2392	44,5	2990	49,0	3289	53,4	3588	63,6
R32-203	32	16	203	7,1x5,4	59,1	40,6	2399	50,8	3002	55,8	3299	60,9	3599	72,5
R32-254	32	16	254	7,1x5,4	46,4	50,8	2357	63,5	2946	69,9	3241	76,2	3536	92,8
R32-305	32	16	305	7,1x5,4	38,0	61,0	2318	76,3	2899	83,9	3187	91,5	3477	112
<b>R40-051</b>	40	20	51	8,4x6,2	350	10,2	3570	12,8	4480	14,0	4909	15,3	5355	17,0
R40-064	40	20	64	8,4x6,2	269	12,8	3443	16,0	4304	17,6	4734	19,2	5165	21,9
R40-076	40	20	76	8,4x6,2	219	15,2	3329	19,0	4161	20,9	4577	22,8	4993	26,7
R40-089	40	20	89	8,4x6,2	190	17,8	3382	22,3	4237	24,5	4650	26,7	5073	31,3
R40-102	40	20	102	8,4x6,2	163	20,4	3325	25,5	4157	28,1	4572	30,6	4988	37,1
R40-115	40	20	115	8,4x6,2	142	23,0	3266	28,8	4090	31,6	4491	34,5	4899	41,0
R40-127	40	20	127	8,4x6,2	128	25,4	3251	31,8	4070	34,9	4470	38,1	4877	46,5
R40-139	40	20	139	8,4x6,2	115	28,0	3220	35,0	4025	38,2	4396	42,0	4830	53,1
R40-152	40	20	152	8,4x6,2	105	30,4	3192	38,0	3990	41,8	4389	45,6	4788	56,1
R40-178	40	20	178	8,4x6,2	89	35,6	3168	44,5	3961	49,0	4357	53,4	4753	67,4
R40-203	40	20	203	8,4x6,2	77	40,6	3126	50,8	3912	55,8	4299	60,9	4689	76,2
R40-254	40	20	254	8,4x6,2	61	50,8	3099	63,5	3874	69,9	4261	76,2	4648	96,2
R40-305	40	20	305	8,4x6,2	51	61,0	3111	76,3	3891	83,9	4278	91,5	4667	115
<b>R50-064</b>	50	25	64	11,1x7,6	413	12,8	5286	16,0	6608	17,6	7269	19,2	7930	22,4
R50-076	50	25	76	11,1x7,6	339	15,2	5153	19,0	6441	20,9	7085	22,8	7729	26,5
R50-089	50	25	89	11,1x7,6	288	17,8	5126	22,3	6422	24,5	7049	26,7	7690	31,5
R50-102	50	25	102	11,1x7,6	245	20,4	4998	25,5	6248	28,1	6872	30,6	7497	37,6
R50-115	50	25	115	11,1x7,6	215	23,0	4945	28,8	6192	31,6	6799	34,5	7418	42,7
R50-127	50	25	127	11,1x7,6	192	25,4	4877	31,8	6106	34,9	6706	38,1	7315	47,5
R50-139	50	25	139	11,1x7,6	168	28,0	4704	35,0	5880	38,2	6422	42,0	7056	51,8
R50-152	50	25	152	11,1x7,6	154	30,4	4682	38,0	5852	41,8	6437	45,6	7022	57,8
R50-178	50	25	178	11,1x7,6	134	35,6	4770	44,5	5963	49,0	6559	53,4	7156	68,5
R50-203	50	25	203	11,1x7,6	117	40,6	4750	50,8	5944	55,8	6532	60,9	7125	77,6
R50-254	50	25	254	11,1x7,6	89	50,8	4521	63,5	5652	69,9	6217	76,2	6782	97,9
R50-305	50	25	305	11,1x7,6	73	61	4453	76,3	5570	83,9	6123	91,5	6680	121
<b>R63-076</b>	63	38	76	11,6x12,3	618	15,2	9394	19,0	11742	20,9	12916	22,8	14090	24,7
R63-089	63	38	89	11,6x12,3	515	17,8	9167	22,3	11485	24,5	12605	26,7	13751	30,0
R63-102	63	38	102	11,6x12,3	438	20,4	8935	25,5	11169	28,1	12286	30,6	13403	35,1
R63-115	63	38	115	11,6x12,3	370	23,0	8510	28,8	10656	31,6	11701	34,5	12765	37,5
R63-127	63	38	127	11,6x12,3	333	25,4	8458	31,8	10589	34,9	11630	38,1	12687	45,9
R63-152	63	38	152	11,6x12,3	269	30,4	8178	38,0	10222	41,8	11244	45,6	12266	56,5
R63-178	63	38	178	11,6x12,3	226	35,6	8046	44,5	10057	49,0	11063	53,4	12068	66,8
R63-203	63	38	203	11,6x12,3	198	40,6	8039	50,8	10058	55,8	11053	60,9	12058	78,8
R63-254	63	38	254	11,6x12,3	155	50,8	7874	63,5	9843	69,9	10827	76,2	11811	102
R63-305	63	38	305	11,6x12,3	128	61,0	7808	76,3	9766	83,9	10736	91,5	11712	122

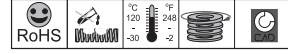
Estimated life 100.000 cycles



Wire Detail



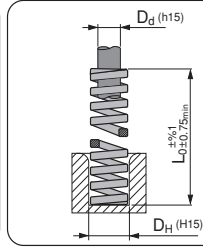
D<sub>d</sub> :Rod diameter  
D<sub>H</sub> :Hole diameter  
b x h:Cross wire section  
L<sub>0</sub> :Free Length  
R :Spring Constant (Load required for 1 mm deflection)



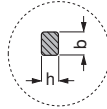
Special Springs Code	D <sub>H</sub>	D <sub>d</sub>	L <sub>0</sub>	b x h mm	R ± %10 Spring Constant N/mm	%30 L <sub>0</sub>		%40 L <sub>0</sub>		%45 L <sub>0</sub>		%50 L <sub>0</sub>		Closed Don't use! mm
						mm	N	mm	N	mm	N	mm	N	
G10-025	10	5	25	1,9x1,6	36,8	4,3	158	5,0	184	5,6	207	6,3	232	7,7
G10-032	10	5	32	1,9x1,6	27,9	5,4	151	6,4	179	7,2	201	8,0	223	10,6
G10-038	10	5	38	1,9x1,6	23,7	6,5	154	7,6	180	8,6	203	9,5	225	12,6
G10-044	10	5	44	1,9x1,6	19,2	7,5	144	8,8	169	9,9	190	11,0	211	13,8
G10-051	10	5	51	1,9x1,6	16,5	8,7	144	10,2	168	11,5	189	12,8	211	16,2
G10-064	10	5	64	1,9x1,6	13,2	10,9	144	12,8	169	14,4	190	16,0	211	20,4
G10-076	10	5	76	1,9x1,6	10,9	12,9	141	15,2	166	17,1	186	19,0	207	25,2
G10-305	10	5	305	1,9x1,6	2,6	51,9	135	61,0	159	68,6	178	76,3	198	111
G13-025	12,5	6,3	25	2,6x2,0	58,5	4,3	252	5,0	293	5,6	329	6,3	369	8,1
G13-032	12,5	6,3	32	2,6x2,0	43,9	5,4	237	6,4	281	7,2	316	8,0	351	9,9
G13-038	12,5	6,3	38	2,6x2,0	36,0	6,5	234	7,6	274	8,6	308	9,5	342	12,9
G13-044	12,5	6,3	44	2,6x2,0	30,3	7,5	227	8,8	267	9,9	300	11,0	333	14,1
G13-051	12,5	6,3	51	2,6x2,0	26,2	8,7	228	10,2	267	11,5	301	12,8	335	17,4
G13-064	12,5	6,3	64	2,6x2,0	21,2	10,9	231	12,8	271	14,4	305	16,0	339	21,0
G13-076	12,5	6,3	76	2,6x2,0	17,1	12,9	221	15,2	260	17,1	292	19,0	325	26,4
G13-089	12,5	6,3	89	2,6x2,0	14,5	15,1	219	17,8	258	20,0	290	22,3	323	31,5
G13-102	12,5	6,3	102	2,6x2,0	12,7	17,3	220	20,4	259	23,0	291	25,5	324	36,0
G13-305	12,5	6,3	305	2,6x2,0	4,3	51,9	223	61,0	262	68,6	295	76,3	328	111
G16-025	16	8	25	3,2x2,9	118	4,3	507	5,0	590	5,6	664	6,3	743	8,5
G16-032	16	8	32	3,2x2,9	89,0	5,4	481	6,4	570	7,2	641	8,0	712	11,0
G16-038	16	8	38	3,2x2,9	72,1	6,5	469	7,6	548	8,6	616	9,5	685	13,2
G16-044	16	8	44	3,2x2,9	60,9	7,5	457	8,8	536	9,9	603	11,0	670	14,7
G16-051	16	8	51	3,2x2,9	52,3	8,7	455	10,2	533	11,5	600	12,8	669	17,7
G16-064	16	8	64	3,2x2,9	41,2	10,9	449	12,8	527	14,4	593	16,0	659	21,9
G16-076	16	8	76	3,2x2,9	34,1	12,9	440	15,2	518	17,1	583	19,0	648	27,8
G16-089	16	8	89	3,2x2,9	29,5	15,1	445	17,8	525	20,0	591	22,3	658	31,2
G16-102	16	8	102	3,2x2,9	25,6	17,3	443	20,4	522	23,0	588	25,5	653	37,9
G16-115	16	8	115	3,2x2,9	22,4	19,6	439	23,0	515	25,9	580	28,8	645	44,5
G16-305	16	8	305	3,2x2,9	8,4	51,9	436	61,0	512	68,6	576	76,3	641	113
G20-025	20	10	25	4,1x3,8	293	4,3	1260	5,0	1465	5,6	1648	6,3	1846	6,9
G20-032	20	10	32	4,1x3,8	224	5,4	1210	6,4	1434	7,2	1613	8,0	1792	9,4
G20-038	20	10	38	4,1x3,8	177	6,5	1151	7,6	1345	8,6	1513	9,5	1682	12,0
G20-044	20	10	44	4,1x3,8	149	7,5	1118	8,8	1311	9,9	1475	11,0	1639	13,5
G20-051	20	10	51	4,1x3,8	128	8,7	1114	10,2	1306	11,5	1469	12,8	1638	16,2
G20-064	20	10	64	4,1x3,8	99,0	10,9	1079	12,8	1267	14,4	1426	16,0	1584	21,2
G20-076	20	10	76	4,1x3,8	81,7	12,9	1054	15,2	1242	17,1	1397	19,0	1552	24,7
G20-089	20	10	89	4,1x3,8	69,5	15,1	1049	17,8	1237	20,0	1392	22,3	1550	28,8
G20-102	20	10	102	4,1x3,8	60,6	17,3	1048	20,4	1236	23,0	1391	25,5	1545	34,8
G20-115	20	10	115	4,1x3,8	53,0	19,6	1039	23,0	1219	25,9	1371	28,8	1526	39,0
G20-127	20	10	127	4,1x3,8	47,5	21,6	1026	25,4	1207	28,6	1357	31,8	1511	43,0
G20-139	20	10	139	4,1x3,8	43,0	23,8	1023	28,0	1204	31,3	1345	35,0	1505	45,3
G20-152	20	10	152	4,1x3,8	39,0	25,8	1006	30,4	1186	34,2	1334	38,0	1482	50,4
G20-305	20	10	305	4,1x3,8	21,2	51,9	1100	61,0	1293	68,6	1455	76,3	1618	103
G25-025	25	12,5	25	5,4x4,6	459	4,3	1974	5,0	2295	5,6	2582	6,3	2892	7,3
G25-032	25	12,5	32	5,4x4,6	374	5,4	2020	6,4	2394	7,2	2693	8,0	2992	10,7
G25-038	25	12,5	38	5,4x4,6	300	6,5	1950	7,6	2280	8,6	2580	9,5	2850	12,0
G25-044	25	12,5	44	5,4x4,6	244	7,5	1830	8,8	2147	9,9	2416	11,0	2684	14,4
G25-051	25	12,5	51	5,4x4,6	208	8,7	1810	10,2	2122	11,5	2392	12,8	2662	17,4
G25-064	25	12,5	64	5,4x4,6	161	10,9	1755	12,8	2061	14,4	2318	16,0	2576	21,4
G25-076	25	12,5	76	5,4x4,6	131	12,9	1690	15,2	1991	17,1	2240	19,0	2489	26,9
G25-089	25	12,5	89	5,4x4,6	111	15,1	1676	17,8	1976	20,0	2220	22,3	2475	30,9
G25-102	25	12,5	102	5,4x4,6	96,3	17,3	1666	20,4	1965	23,0	2210	25,5	2456	36,7
G25-115	25	12,5	115	5,4x4,6	85,7	19,6	1680	23,0	1971	25,9	2217	28,8	2468	40,3
G25-127	25	12,5	127	5,4x4,6	76,3	21,6	1648	25,4	1938	28,6	2180	31,8	2426	45,1

Special Springs Code	D <sub>H</sub>	D <sub>d</sub>	L <sub>0</sub>	b x h mm	R ± %10 Spring Constant N/mm	3.000.000		1.500.000		300-500.000		100-200.000		Closed Don't use! mm
						mm	N	mm	N	mm	N	mm	N	
G25-139	25	12,5	139	5,4x4,6	66,0	23,8	1571	28,0	1848	31,3	2066	35,0	2310	47,6
G25-152	25	12,5	152	5,4x4,6	63,5	25,8	1638	30,4	1930	34,2	2172	38,0	2413	53,5
G25-178	25	12,5	178	5,4x4,6	53,9	30,3	1633	35,6	1919	40,1	2159	44,5	2399	63,9
G25-203	25	12,5	203	5,4x4,6	47,0	34,5	1622	40,6	1908	45,7	2147	50,8	2388	70,2
G25-305	25	12,5	305	5,4x4,6	30,9	51,9	1604	61,0	1885	68,6	2121	76,3	2358	110
<b>G32-038</b>	32	16	38	7,3x5,9	480	6,5	3120	7,6	3648	8,6	4128	9,5	4560	11,4
G32-044	32	16	44	7,3x5,9	390	7,5	2925	8,8	3432	9,9	3861	11,0	4290	13,7
G32-051	32	16	51	7,3x5,9	320	8,7	2784	10,2	3264	11,5	3680	12,8	4096	15,6
G32-064	32	16	64	7,3x5,9	269	10,9	2934	12,8	3446	14,4	3876	16,0	4307	20,0
G32-076	32	16	76	7,3x5,9	219	12,9	2825	15,2	3329	17,1	3745	19,0	4161	24,4
G32-089	32	16	89	7,3x5,9	180	15,1	2723	17,8	3209	20,0	3611	22,3	4021	29,7
G32-102	32	16	102	7,3x5,9	155	17,3	2682	20,4	3162	23,0	3557	25,5	3953	35,1
G32-115	32	16	115	7,3x5,9	140	19,6	2744	23,0	3220	25,9	3623	28,8	4032	39,0
G32-127	32	16	127	7,3x5,9	124	21,6	2678	25,4	3150	28,6	3543	31,8	3943	42,8
G32-139	32	16	139	7,3x5,9	112	23,8	2673	28,0	3144	31,3	3512	35,0	3931	48,6
G32-152	32	16	152	7,3x5,9	102	25,8	2632	30,4	3101	34,2	3488	38,0	3876	52,4
G32-178	32	16	178	7,3x5,9	88,2	30,3	2672	35,6	3140	40,1	3532	44,5	3925	60,9
G32-203	32	16	203	7,3x5,9	76,0	34,5	2622	40,6	3086	45,7	3471	50,8	3861	69,2
G32-254	32	16	254	7,3x5,9	60,8	43,2	2627	50,8	3089	57,2	3475	63,5	3861	88,1
G32-305	32	16	305	7,3x5,9	49,0	51,9	2543	61,0	2989	68,6	3363	76,3	3739	104
<b>G40-051</b>	40	20	51	8,4x7,5	628	8,7	5464	10,2	6406	11,5	7206	12,8	8038	15,0
G40-064	40	20	64	8,4x7,5	487	10,9	5308	12,8	6234	14,4	7013	16,0	7792	19,5
G40-076	40	20	76	8,4x7,5	379	12,9	4889	15,2	5761	17,1	6481	19,0	7201	23,3
G40-089	40	20	89	8,4x7,5	321	15,1	4847	17,8	5714	20,0	6428	22,3	7158	26,7
G40-102	40	20	102	8,4x7,5	281	17,3	4861	20,4	5732	23,0	6449	25,5	7166	33,8
G40-115	40	20	115	8,4x7,5	245	19,6	4802	23,0	5635	25,9	6339	28,8	7056	36,2
G40-127	40	20	127	8,4x7,5	221	21,6	4774	25,4	5613	28,6	6315	31,8	7028	40,7
G40-139	40	20	139	8,4x7,5	190	23,8	4522	28,0	5320	31,3	5942	35,0	6650	44,5
G40-152	40	20	152	8,4x7,5	168	25,8	4334	30,4	5107	34,2	5746	38,0	6384	49,6
G40-178	40	20	178	8,4x7,5	146	30,3	4424	35,6	5198	40,1	5847	44,5	6497	59,9
G40-203	40	20	203	8,4x7,5	132	34,5	4554	40,6	5359	45,7	6029	50,8	6706	67,1
G40-254	40	20	254	8,4x7,5	107	43,2	4622	50,8	5436	57,2	6115	63,5	6795	86,3
G40-305	40	20	305	8,4x7,5	87,8	51,9	4557	61,0	5356	68,6	6025	76,3	6699	104
<b>G50-064</b>	50	25	64	11,5x9,0	709	10,9	7728	12,8	9075	14,4	10210	16,0	11344	19,3
G50-076	50	25	76	11,5x9,0	572	12,9	7379	15,2	8694	17,1	9781	19,0	10868	24,2
G50-089	50	25	89	11,5x9,0	475	15,1	7173	17,8	8455	20,0	9512	22,3	10593	28,0
G50-102	50	25	102	11,5x9,0	405	17,3	7007	20,4	8262	23,0	9295	25,5	10328	33,5
G50-115	50	25	115	11,5x9,0	352	19,6	6899	23,0	8096	25,9	9108	28,8	10138	38,6
G50-127	50	25	127	11,5x9,0	316	21,6	6826	25,4	8026	28,6	9030	31,8	10049	41,4
G50-139	50	25	139	11,5x9,0	289	23,8	6878	28,0	8092	31,3	9046	35,0	10115	47,3
G50-152	50	25	152	11,5x9,0	239	25,8	6166	30,4	7266	34,2	8174	38,0	9082	50,2
G50-178	50	25	178	11,5x9,0	215	30,3	6515	35,6	7654	40,1	8611	44,5	9568	61,1
G50-203	50	25	203	11,5x9,0	187	34,5	6452	40,6	7592	45,7	8541	50,8	9500	67,7
G50-254	50	25	254	11,5x9,0	153	43,2	6610	50,8	7772	57,2	8744	63,5	9716	87,0
G50-305	50	25	305	11,5x9,0	127	51,9	6591	61,0	7747	68,6	8715	76,3	9690	104
<b>G63-076</b>	63	38	76	11,6x14,9	952	12,9	12280	15,2	14470	-	-	-	-	15,5
G63-089	63	38	89	11,6x14,9	819	15,1	12360	17,8	14580	-	-	-	-	20,0
G63-102	63	38	102	11,6x14,9	700	17,3	12110	20,4	14280	23,0	16065	25,5	17850	30,7
G63-115	63	38	115	11,6x14,9	620	19,6	12152	23,0	14260	25,9	16043	28,8	17860	34,9
G63-127	63	38	127	11,6x14,9	565	21,6	12204	25,4	14351	28,6	16145	31,8	17967	38,0
G63-152	63	38	152	11,6x14,9	458	25,8	11816	30,4	13923	34,2	15664	38,0	17404	47,2
G63-178	63	38	178	11,6x14,9	384	30,3	11635	35,6	13670	40,1	15379	44,5	17088	55,8
G63-203	63	38	203	11,6x14,9	337	34,5	11627	40,6	13682	45,7	15392	50,8	17120	64,8
G63-254	63	38	254	11,6x14,9	263	43,2	11362	50,8	13360	57,2	15030	63,5	16701	86,7
G63-305	63	38	305	11,6x14,9	218	51,9	11314	61,0	13298	68,6	14960	76,3	16633	106

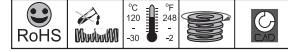
Estimated life 100.000 cycles



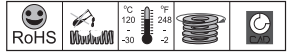
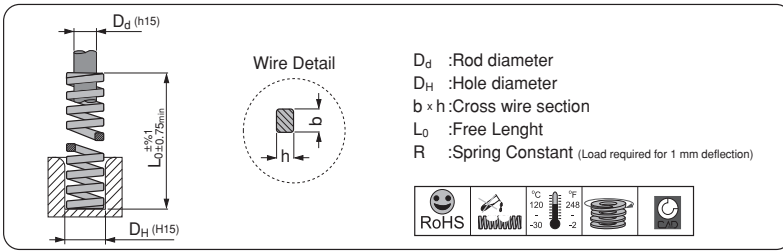
Wire Detail



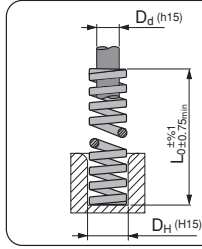

$D_d$  :Rod diameter  
 $D_H$  :Hole diameter  
 $b \times h$  :Cross wire section  
 $L_0$  :Free Length  
 $R$  :Spring Constant (Load required for 1 mm deflection)



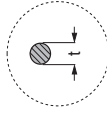
Special Springs Code	$D_H$	$D_d$	$L_0$	$b \times h$ mm	R $\pm$ %10 Spring Constant N/mm	%30 $L_0$		%40 $L_0$		%45 $L_0$		%50 $L_0$		Closed Don't use! mm
						mm	N	mm	N	mm	N	mm	N	
<b>A25-064</b>	25	12,5	64	5,6x7,5	644	6,4	4122	7,7	4959	8,6	5564	9,6	6182	13
A25-076	25	12,5	76	5,6x7,5	556	7,6	4226	9,1	5060	10,3	5705	11,4	6338	16
A25-089	25	12,5	89	5,6x7,5	462	8,9	4112	10,7	4943	12,0	5551	13,4	6168	20
A25-102	25	12,5	102	5,6x7,5	390	10,2	3978	12,2	4758	13,8	5370	15,3	5967	23
A25-115	25	12,5	115	5,6x7,5	360	11,5	4140	13,8	4968	15,5	5589	17,3	6210	26
A25-127	25	12,5	127	5,6x7,5	326	12,7	4140	15,2	4955	17,1	5589	19,1	6210	28
A25-152	25	12,5	152	5,6x7,5	255	15,2	3876	18,2	4641	20,5	5233	22,8	5814	34
A25-178	25	12,5	178	5,6x7,5	230	17,8	4094	21,4	4922	24,0	5527	26,7	6141	39
A25-203	25	12,5	203	5,6x7,5	202	20,3	4101	24,4	4929	27,4	5536	30,5	6151	45
A25-305	25	12,5	305	5,6x7,5	136	30,5	4148	36,6	4978	41,2	5600	45,8	6222	63
<b>A32-064</b>	32	16	64	7,5x9,2	1077	6,4	6892	7,7	8270	8,6	9305	9,6	10337	13
A32-076	32	16	76	7,5x9,2	874	7,6	6642	9,1	7971	10,3	8967	11,4	9964	16
A32-089	32	16	89	7,5x9,2	721	8,9	6419	11	7702	12,0	8663	13,3	9628	20
A32-102	32	16	102	7,5x9,2	620	10	6324	12	7589	13,8	8537	15,3	9486	23
A32-115	32	16	115	7,5x9,2	560	12	6440	14	7728	15,5	8694	17,2	9660	26
A32-127	32	16	127	7,5x9,2	496	13	6299	15	7559	17,1	8504	19,0	9449	28
A32-152	32	16	152	7,5x9,2	408	15	6202	18	7442	20,5	8372	22,8	9302	34
A32-178	32	16	178	7,5x9,2	353	18	6280	21	7536	24,0	8483	26,7	9420	39
A32-203	32	16	203	7,5x9,2	304	20	6171	24	7405	27,4	8331	30,4	9257	45
A32-254	32	16	254	7,5x9,2	243	25	6177	30	7413	34,3	8332	38,1	9266	62
A32-305	32	16	305	7,5x9,2	196	31	5978	37	7174	41,2	8070	45,7	8967	75
<b>A40-089</b>	40	20	89	8,5x11,0	880	8,9	7832	10,7	9416	12,0	10573	13,4	11748	20
A40-102	40	20	102	8,5x11,0	762	10,2	7772	12,2	9296	13,8	10493	15,3	11659	23
A40-115	40	20	115	8,5x11,0	679	11,5	7809	13,8	9370	15,5	10541	17,3	11713	26
A40-127	40	20	127	8,5x11,0	622	12,7	7899	15,2	9454	17,1	10664	19,1	11849	28
A40-152	40	20	152	8,5x11,0	509	22,8	7737	18,2	9264	20,5	10445	22,8	11605	36
A40-178	40	20	178	8,5x11,0	429	17,8	7636	21,4	9181	24,0	10309	26,7	11454	43
A40-203	40	20	203	8,5x11,0	374	20,3	7592	24,4	9126	27,4	10249	30,5	11388	49
A40-254	40	20	254	8,5x11,0	296	25,4	7518	30,5	9028	34,3	10150	38,1	11278	62
A40-305	40	20	305	8,5x11,0	246	30,5	7530	36,6	9004	41,2	10129	45,8	11255	75
<b>A50-089</b>	50	25	89	11,8x13,5	1410	8,9	12549	10,7	15087	12,0	16941	13,4	18824	19
A50-102	50	25	102	11,8x13,5	1215	10,2	12393	12,2	14823	13,8	16731	15,3	18590	22
A50-115	50	25	115	11,8x13,5	1076	11,5	12374	13,8	14849	15,5	16705	17,3	18561	25
A50-127	50	25	127	11,8x13,5	968	12,7	12294	15,2	14714	17,1	16596	19,1	18440	28
A50-152	50	25	152	11,8x13,5	806	15,2	12251	18,2	14669	20,5	16539	22,8	18377	34
A50-178	50	25	178	11,8x13,5	698	17,8	12424	21,4	14937	24,0	16773	26,7	18637	40
A50-203	50	25	203	11,8x13,5	612	20,3	12424	24,4	14933	27,4	16772	30,5	18635	45
A50-254	50	25	254	11,8x13,5	472	25,4	11989	30,5	14396	34,3	16185	38,1	17983	58
A50-305	50	25	305	11,8x13,5	388	30,5	11834	36,6	14201	41,2	15976	45,8	17751	70



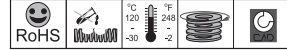
Special Springs Code	$D_H$	$D_d$	$L_0$	$b \times h$ mm	R ± %10 Spring Constant N/mm	F max.		Closed
						mm	N	Don't use! mm
<b>W16-020</b>	16	6,3	20	4,6x5,0	1818	2,2	4000	3,0
W16-035	16	6,3	35	4,6x5,0	1000	4,0	4000	5,5
W16-050	16	6,3	50	4,6x5,0	615	6,5	4000	8,0
W16-075	16	6,3	75	4,6x5,0	400	10,0	4000	12,5
W16-100	16	6,3	100	4,6x5,0	286	14,0	4000	16,3
<b>W19-025</b>	19	8	25	5,1x6,5	2400	2,5	6000	3,4
W19-025	19	8	40	5,1x6,5	1333	4,5	6000	5,9
W19-050	19	8	50	5,1x6,5	1000	6,0	6000	7,8
W19-075	19	8	75	5,1x6,5	600	10,0	6000	12,4
W19-100	19	8	100	5,1x6,5	429	14,0	6000	16,5
<b>W25-030</b>	25	10	30	6,9x9,1	4800	2,5	12000	3,0
W25-050	25	10	50	6,9x9,1	2400	5,0	12000	5,9
W25-075	25	10	75	6,9x9,1	1500	8,0	12000	9,5
W25-100	25	10	100	6,9x9,1	1000	12,0	12000	14,7
W25-125	25	10	125	6,9x9,1	857	14,0	12000	16,9
<b>W32-035</b>	32	12,5	35	9,25x10,8	6667	3,0	20000	3,7
W32-050	32	12,5	50	9,25x10,8	3636	5,5	20000	6,3
W32-075	32	12,5	75	9,25x10,8	2222	9,0	20000	11,3
W32-100	32	12,5	100	9,25x10,8	1538	13,0	20000	14,9
W32-125	32	12,5	125	9,25x10,8	1250	16,0	20000	18,3
W32-150	32	12,5	150	9,25x10,8	1053	19,0	20000	21,7
<b>W38-040</b>	38	16	40	10,5x12,6	7143	3,5	25000	4,5
W38-050	38	16	50	10,5x12,6	5000	5,0	25000	5,9
W38-075	38	16	75	10,5x12,6	2778	9,0	25000	10,4
W38-100	38	16	100	10,5x12,6	1923	13,0	25000	15,0
W38-150	38	16	150	10,5x12,6	1316	19,0	25000	22,4
W38-200	38	16	200	10,5x12,6	926	27,0	25000	29,9



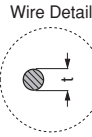
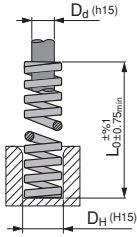
Wire Detail



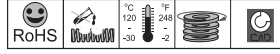
- D<sub>d</sub> :Rod diameter
- D<sub>H</sub> :Hole diameter
- t :Cross wire section
- L<sub>0</sub> :Free Lenght
- R :Spring Constant (Load required for 1 mm deflection)



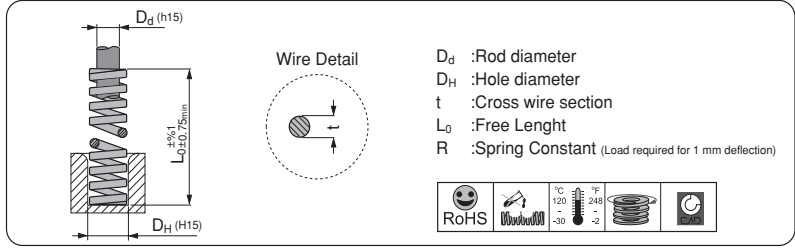

Special Springs Code	D <sub>H</sub>	D <sub>d</sub>	L <sub>0</sub>	t mm	R ± %10 Spring Constant N/mm	%25 L <sub>0</sub>		%30 L <sub>0</sub>		%35 L <sub>0</sub>		%40 L <sub>0</sub>		Closed Don't use! mm
						mm	N	mm	N	mm	N	mm	N	
<b>TV10-025</b>	10	5	25	1,1	4,4	6,3	28	7,5	33	8,8	39	10,0	44	13,2
TV10-032	10	5	32	1,1	3,4	8,0	27	9,6	33	11,2	38	12,8	44	16,5
TV10-038	10	5	38	1,1	2,8	9,5	26	11,4	32	13,3	37	15,2	42	19,8
TV10-044	10	5	44	1,1	2,4	11,0	26	13,2	31	15,4	37	17,6	42	23,1
TV10-051	10	5	51	1,1	2,1	12,8	27	15,3	32	17,9	37	20,4	43	26,9
TV10-064	10	5	64	1,1	1,6	16,0	26	19,2	31	22,4	36	25,6	42	33,3
TV10-076	10	5	76	1,1	1,3	19,0	25	22,8	30	26,6	35	30,4	40	39,6
TV10-305	10	5	305	1,1	0,3	76,3	24	91,5	29	107	32	122,0	38	157,2
<b>TV13-025</b>	12,5	6,3	25	1,5	8,5	6,3	53	7,5	64	8,8	74	10,0	85	13,5
TV13-032	12,5	6,3	32	1,5	6,5	8,0	52	9,6	62	11,2	73	12,8	83	16,8
TV13-038	12,5	6,3	38	1,5	5,3	9,5	51	11,4	61	13,3	70	15,2	81	20,3
TV13-044	12,5	6,3	44	1,5	4,4	11,0	49	13,2	59	15,4	68	17,6	78	23,9
TV13-051	12,5	6,3	51	1,5	3,8	12,8	48	15,3	58	17,9	68	20,4	78	26,9
TV13-064	12,5	6,3	64	1,5	2,9	16,0	47	19,2	56	22,4	65	25,6	75	33,3
TV13-076	12,5	6,3	76	1,5	2,5	19,0	48	22,8	57	26,6	67	30,4	76	41,1
TV13-089	12,5	6,3	89	1,5	2,1	22,3	48	26,7	57	31,2	65	35,6	76	48,3
TV13-305	12,5	6,3	305	1,5	0,6	76,3	45	91,5	54	107	64	122,0	73	162,8
<b>TV16-025</b>	16	8	25	2	17,9	6,3	112	7,5	134	8,8	157	10,0	179	14,7
TV16-032	16	8	32	2	13,5	8,0	108	9,6	129	11,2	151	12,8	173	18,5
TV16-038	16	8	38	2	10,5	9,5	100	11,4	120	13,3	140	15,2	160	22,4
TV16-044	16	8	44	2	8,8	11,0	96	13,2	116	15,4	136	17,6	154	25,9
TV16-051	16	8	51	2	7,6	12,8	97	15,3	116	17,9	136	20,4	155	30,0
TV16-064	16	8	64	2	5,9	16,0	95	19,2	114	22,4	132	25,6	152	37,8
TV16-076	16	8	76	2	4,8	19,0	91	22,8	109	26,6	128	30,4	145	45,2
TV16-089	16	8	89	2	4,0	22,3	90	26,7	108	31,2	125	35,6	144	52,8
TV16-102	16	8	102	2	3,5	25,5	90	30,6	108	35,7	125	40,8	144	60,7
TV16-305	16	8	305	2	1,1	76,3	85	91,5	103	107	117	122,0	137	184



D<sub>d</sub> :Rod diameter  
D<sub>H</sub> :Hole diameter  
t :Cross wire section  
L<sub>0</sub> :Free Lenght  
R :Spring Constant (Load required for 1 mm deflection)


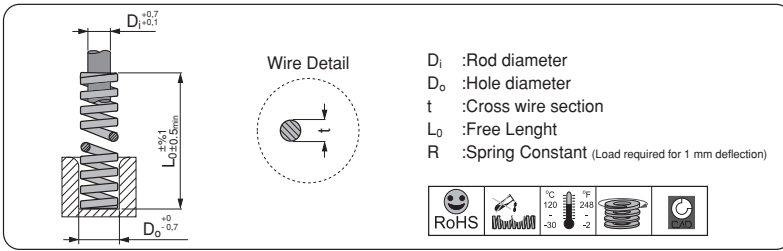


Special Springs Code	D <sub>H</sub>	D <sub>d</sub>	L <sub>0</sub>	t mm	R ± %10 Spring Constant N/mm	%25 L <sub>0</sub>		%30 L <sub>0</sub>		%35 L <sub>0</sub>		%40 L <sub>0</sub>		Closed Don't use! mm
						mm	N	mm	N	mm	N	mm	N	
<b>TB10-025</b>	10	5	25	1,5	12,3	6,3	77	7,5	92	8,4	104	9,4	115	10,4
TB10-032	10	5	32	1,5	9,5	8,0	76	9,6	91	10,8	103	12,0	113	13,2
TB10-038	10	5	38	1,5	7,8	9,5	74	11,4	88	12,8	100	14,3	111	16,0
TB10-044	10	5	44	1,5	6,5	11,0	72	13,2	86	14,9	97	16,5	108	18,5
TB10-051	10	5	51	1,5	5,6	12,8	72	15,3	86	17,2	96	19,1	108	21,1
TB10-064	10	5	64	1,5	4,5	16,0	71	19,2	86	21,6	97	24,0	107	26,4
TB10-076	10	5	76	1,5	3,7	19,0	70	22,8	84	25,7	95	28,5	105	31,8
TB10-305	10	5	305	1,5	0,9	76,3	68	91,5	82	103	93	114	102	129
<b>TB13-025</b>	12,5	6,3	25	1,8	21,7	6,3	136	7,5	163	8,4	183	9,4	204	11,2
TB13-032	12,5	6,3	32	1,8	16,8	8,0	134	9,6	161	10,8	181	12,0	202	14,0
TB13-038	12,5	6,3	38	1,8	13,8	9,5	131	11,4	158	12,8	177	14,3	197	17,3
TB13-044	12,5	6,3	44	1,8	11,6	11,0	127	13,2	153	14,9	172	16,5	191	19,8
TB13-051	12,5	6,3	51	1,8	10,0	12,8	127	15,3	153	17,2	172	19,1	191	22,9
TB13-064	12,5	6,3	64	1,8	7,8	16,0	125	19,2	150	21,6	168	24,0	187	28,4
TB13-076	12,5	6,3	76	1,8	6,4	19,0	122	22,8	146	25,7	164	28,5	183	34,3
TB13-089	12,5	6,3	89	1,8	5,6	22,3	125	26,7	150	30,0	168	33,4	188	41,4
TB13-305	12,5	6,3	305	1,8	1,5	76,3	118	91,5	141	103	154	114	176	139
<b>TB16-025</b>	16	8	25	2,2	31,9	6,3	199	7,5	239	8,4	269	9,4	299	10,9
TB16-032	16	8	32	2,2	24,0	8,0	192	9,6	230	10,8	259	12,0	288	13,7
TB16-038	16	8	38	2,2	19,4	9,5	185	11,4	222	12,8	249	14,3	277	16,5
TB16-044	16	8	44	2,2	16,1	11,0	177	13,2	213	14,9	239	16,5	266	19,3
TB16-051	16	8	51	2,2	13,8	12,8	176	15,3	212	17,2	238	19,1	265	22,1
TB16-064	16	8	64	2,2	10,7	16,0	171	19,2	205	21,6	231	24,0	256	27,4
TB16-076	16	8	76	2,2	8,8	19,0	166	22,8	200	25,7	226	28,5	250	33,0
TB16-089	16	8	89	2,2	7,5	22,3	167	26,7	200	30,0	225	33,4	250	38,6
TB16-102	16	8	102	2,2	6,5	25,5	167	30,6	200	34,4	224	38,3	250	44,5
TB16-305	16	8	305	2,2	2,1	76,3	159	91,5	191	103	216	114	238	134

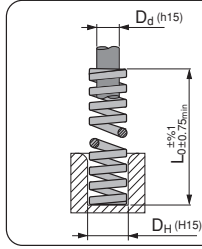


Special Springs Code	$D_H$	$D_d$	$L_0$	$t$ mm	$R \pm \%10$ Spring Constant N/mm	%25 $L_0$		%30 $L_0$		%35 $L_0$		%40 $L_0$		Closed Don't use! mm
						mm	N	mm	N	mm	N	mm	N	
<b>TR10-025</b>	10	5	25	1,6	20,7	5,0	103	6,3	129	6,9	142	7,5	155	8,6
TR10-032	10	5	32	1,6	13,0	7,6	98	9,5	123	10,5	136	11,4	148	13,2
TR10-044	10	5	44	1,6	10,9	8,8	96	11,0	119	12,1	132	13,2	143	14,7
TR10-051	10	5	51	1,6	9,6	10,2	98	12,8	123	14,0	135	15,3	147	17,8
TR10-064	10	5	64	1,6	7,7	12,8	98	16,0	123	17,6	136	19,2	147	22,9
TR10-076	10	5	76	1,6	6,3	15,2	96	19,0	119	20,9	132	22,8	143	26,9
TR10-305	10	5	305	1,6	1,5	61,0	93	76,3	116	83,9	126	91,5	139	110
<b>TR13-025</b>	12,5	6,3	25	2,2	37,5	5,0	187	6,3	234	6,9	258	7,5	281	8,9
TR13-032	12,5	6,3	32	2,2	28,9	6,4	185	8,0	231	8,8	254	9,6	277	11,2
TR13-038	12,5	6,3	38	2,2	23,5	7,6	178	9,5	223	10,5	246	11,4	268	13,7
TR13-044	12,5	6,3	44	2,2	19,6	8,8	173	11,0	216	12,1	237	13,2	259	15,7
TR13-051	12,5	6,3	51	2,2	17,3	10,2	177	12,8	221	14,0	243	15,3	265	18,8
TR13-064	12,5	6,3	64	2,2	13,5	12,8	173	16,0	216	17,6	238	19,2	259	23,6
TR13-076	12,5	6,3	76	2,2	11,2	15,2	170	19,0	213	20,9	234	22,8	256	28,4
TR13-089	12,5	6,3	89	2,2	9,5	17,8	168	22,3	210	24,5	233	26,7	252	33,0
TR13-305	12,5	6,3	305	2,2	2,7	61,0	162	76,3	203	83,9	226	91,5	244	114,0
<b>TR16-025</b>	16	8	25	2,8	81,6	5,0	408	6,3	510	6,9	561	7,5	612	9,1
TR16-032	16	8	32	2,8	61,3	6,4	392	8,0	490	8,8	539	9,6	588	11,4
TR16-038	16	8	38	2,8	49,9	7,6	379	9,5	474	10,5	521	11,4	569	14,2
TR16-044	16	8	44	2,8	40,8	8,8	359	11,0	449	12,1	494	13,2	539	16,3
TR16-051	16	8	51	2,8	35,6	10,2	363	12,8	453	14,0	499	15,3	544	18,8
TR16-064	16	8	64	2,8	27,8	12,8	356	16,0	446	17,6	489	19,2	535	23,9
TR16-076	16	8	76	2,8	22,8	15,2	346	19,0	433	20,9	477	22,8	519	29,0
TR16-089	16	8	89	2,8	19,6	17,8	349	22,3	436	24,5	480	26,7	524	34,3
TR16-102	16	8	102	2,8	17,0	20,4	347	25,5	433	28,1	477	30,6	520	39,4
TR16-305	16	8	305	2,8	5,4	61,0	330	76,3	413	83,9	453	91,5	495	119

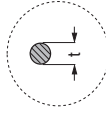




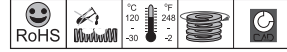
Special Springs Code	$D_0$	$D_1$	$L_0$	$t$ mm	R ± %10 Spring Constant N/mm	%16 $L_0$		%24 $L_0$		%28 $L_0$		%32 $L_0$	
						3.000.000 mm N	1.500.000 mm N	300-500.000 mm N	100-200.000 mm N				
<b>L03-010</b>	3	2	10	0,4	2,94	1,6	4,4	2,4	6,62	2,8	6,9	3,2	8,8
L03-015	3	2	15	0,4	1,96	2,4	4,4	3,6	6,62	4,2	6,9	4,8	8,8
L03-020	3	2	20	0,4	0,98	3,2	4,4	4,8	6,62	5,6	6,9	6,4	8,8
L03-025	3	2	25	0,4	0,98	4,0	4,4	6,0	6,62	7,0	6,9	8,0	8,8
<b>L04-010</b>	4	2,6	10	0,6	4,9	1,6	7,8	2,4	11,6	2,8	14,5	3,2	15,7
L04-015	4	2,6	15	0,6	2,94	2,4	7,8	3,6	11,6	4,2	14,5	4,8	15,7
L04-020	4	2,6	20	0,6	2,94	3,2	7,8	4,8	11,6	5,6	14,5	6,4	15,7
L04-025	4	2,6	25	0,6	1,96	4,0	7,8	6,0	11,6	7,0	14,5	8,0	15,7
L04-030	4	2,6	30	0,6	1,96	4,8	7,8	7,2	11,6	8,4	14,5	9,6	15,7
<b>L06-015</b>	6	4	15	0,9	7,85	2,4	17,7	3,6	26,5	4,2	32,4	4,8	35,5
L06-020	6	4	20	0,9	5,88	3,2	17,7	4,8	26,5	5,6	32,4	6,4	35,5
L06-025	6	4	25	0,9	4,90	4,0	17,7	6,0	26,5	7,0	32,4	8,0	35,5
L06-030	6	4	30	0,9	3,92	4,8	17,7	7,2	26,5	8,4	32,4	9,6	35,5
L06-035	6	4	35	0,9	2,94	5,6	17,7	8,4	26,5	9,8	32,4	11,2	35,5
<b>L08-015</b>	8	5,4	15	1,2	12,75	2,4	31,4	3,6	47,1	4,2	55,6	4,8	62,8
L08-020	8	5,4	20	1,2	9,81	3,2	31,4	4,8	47,1	5,6	55,6	6,4	62,8
L08-025	8	5,4	25	1,2	7,85	4,0	31,4	6,0	47,1	7,0	55,6	8,0	62,8
L08-030	8	5,4	30	1,2	6,86	4,8	31,4	7,2	47,1	8,4	55,6	9,6	62,8
L08-035	8	5,4	35	1,2	5,88	5,6	31,4	8,4	47,1	9,8	55,6	11,2	62,8
L08-040	8	5,4	40	1,2	4,90	6,4	31,4	9,6	47,1	11,2	55,6	12,8	62,8
<b>L10-025</b>	10	6,5	25	1,5	12,75	4,0	49,0	6,0	73,6	7,0	85,8	8,0	98
L10-030	10	6,5	30	1,5	9,81	4,8	49,0	7,2	73,6	8,4	85,8	9,6	98
L10-035	10	6,5	35	1,5	8,83	5,6	49,0	8,4	73,6	9,8	85,8	11,2	98
L10-040	10	6,5	40	1,5	7,85	6,4	49,0	9,6	73,6	11,2	85,8	12,8	98
L10-045	10	6,5	45	1,5	6,86	7,2	49,0	10,8	73,6	12,6	85,8	14,4	98
L10-050	10	6,5	50	1,5	5,88	8,0	49,0	12,0	73,6	14,0	85,8	16,0	98
<b>L12-025</b>	12	8	25	1,8	17,65	4,0	70,6	6,0	106,9	7,0	124,1	8,0	141,2
L12-030	12	8	30	1,8	14,71	4,8	70,6	7,2	106,9	8,4	124,1	9,6	141,2
L12-035	12	8	35	1,8	12,75	5,6	70,6	8,4	106,9	9,8	124,1	11,2	141,2
L12-040	12	8	40	1,8	10,79	6,4	70,6	9,6	106,9	11,2	124,1	12,8	141,2
L12-045	12	8	45	1,8	9,81	7,2	70,6	10,8	106,9	12,6	124,1	14,4	141,2
L12-050	12	8	50	1,8	8,83	8,0	70,6	12,0	106,9	14,0	124,1	16,0	141,2
L12-055	12	8	55	1,8	7,85	8,8	70,6	13,2	106,9	15,4	124,1	17,6	141,2
L12-060	12	8	60	1,8	7,85	9,6	70,6	14,4	106,9	16,8	124,1	19,2	141,2
<b>L14-025</b>	14	9,3	25	2,2	24,52	4,0	96,1	6,0	144,2	7,0	167,7	8,0	192,2
L14-030	14	9,3	30	2,2	19,61	4,8	96,1	7,2	144,2	8,4	167,7	9,4	192,2
L14-035	14	9,3	35	2,2	17,65	5,6	96,1	8,4	144,2	9,8	167,7	11,2	192,2
L14-040	14	9,3	40	2,2	14,71	6,4	96,1	9,6	144,2	11,2	167,7	12,8	192,2
L14-045	14	9,3	45	2,2	13,73	7,2	96,1	10,8	144,2	12,6	167,7	14,4	192,2
L14-050	14	9,3	50	2,2	11,77	8,0	96,1	12,0	144,2	14,0	167,7	16,0	192,2
L14-055	14	9,3	55	2,2	10,79	8,8	96,1	13,2	144,2	15,4	167,7	17,6	192,2
L14-060	14	9,3	60	2,2	9,81	9,6	96,1	14,4	144,2	16,8	167,7	19,2	192,2
L14-065	14	9,3	65	2,2	8,83	10,4	96,1	15,6	144,2	18,2	167,7	20,8	192,2
L14-070	14	9,3	70	2,2	8,83	11,2	96,1	16,8	144,2	19,6	167,7	22,4	192,2



Wire Detail



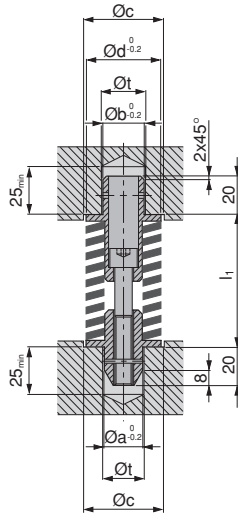
- D<sub>i</sub> :Rod diameter
- D<sub>o</sub> :Hole diameter
- t :Cross wire section
- L<sub>0</sub> :Free Length
- R :Spring Constant (Load required for 1 mm deflection)



Special Springs Code	D <sub>o</sub>	D <sub>i</sub>	L <sub>0</sub>	t mm	R ± %10 Spring Constant N/mm	%16 L <sub>0</sub>		%24 L <sub>0</sub>		%28 L <sub>0</sub>		%32 L <sub>0</sub>	
						3.000.000 mm N	1.500.000 mm N	300-500.000 mm N	100-200.000 mm N				
L16-025	16	10,7	25	2,4	31,38	4,0	125,5	6,0	188,3	7,0	219,8	8,0	251,1
L16-030	16	10,7	30	2,4	26,48	4,8	125,5	7,2	188,3	8,4	219,8	9,6	251,1
L16-035	16	10,7	35	2,4	22,56	5,6	125,5	8,4	188,3	9,8	219,8	11,2	251,1
L16-040	16	10,7	40	2,4	19,61	6,4	125,5	9,6	188,3	11,2	219,8	12,8	251,1
L16-045	16	10,7	45	2,4	17,65	7,2	125,5	10,8	188,3	12,6	219,8	14,4	251,1
L16-050	16	10,7	50	2,4	15,69	8,0	125,5	12,0	188,3	14,0	219,8	16,0	251,1
L16-055	16	10,7	55	2,4	14,71	8,8	125,5	13,2	188,3	15,4	219,8	17,6	251,1
L16-060	16	10,7	60	2,4	12,75	9,6	125,5	14,4	188,3	16,8	219,8	19,2	251,1
L16-065	16	10,7	65	2,4	11,77	10,4	125,5	15,6	188,3	18,2	219,8	20,8	251,1
L16-070	16	10,7	70	2,4	10,79	11,2	125,5	16,8	188,3	19,6	219,8	22,4	251,1
L16-075	16	10,7	75	2,4	10,79	12,0	125,5	18,0	188,3	21,0	219,8	24,0	251,1
L16-080	16	10,7	80	2,4	9,81	12,8	125,5	19,2	188,3	22,4	219,8	25,6	251,1
L18-025	18	12	25	2,8	40,21	4,0	158,9	6,0	238,3	7,0	280,4	8,0	317,7
L18-030	18	12	30	2,8	33,34	4,8	158,9	7,2	238,3	8,4	280,4	9,6	317,7
L18-035	18	12	35	2,8	28,44	5,6	158,9	8,4	238,3	9,8	280,4	11,2	317,7
L18-040	18	12	40	2,8	24,52	6,4	158,9	9,6	238,3	11,2	280,4	12,8	317,7
L18-045	18	12	45	2,8	22,56	7,2	158,9	10,8	238,3	12,6	280,4	14,4	317,7
L18-050	18	12	50	2,8	19,61	8,0	158,9	12,0	238,3	14,0	280,4	16,0	317,7
L18-055	18	12	55	2,8	17,65	8,8	158,9	13,2	238,3	15,4	280,4	17,6	317,7
L18-060	18	12	60	2,8	16,67	9,6	158,9	14,4	238,3	16,8	280,4	19,2	317,7
L18-065	18	12	65	2,8	15,69	10,4	158,9	15,6	238,3	18,2	280,4	20,8	317,7
L18-070	18	12	70	2,8	14,71	11,2	158,9	16,8	238,3	19,6	280,4	22,4	317,7
L18-075	18	12	75	2,8	13,73	12,0	158,9	18,0	238,3	21,0	280,4	24,0	317,7
L18-080	18	12	80	2,8	12,75	12,8	158,9	19,2	238,3	22,4	280,4	25,6	317,7
L18-090	18	12	90	2,8	10,79	14,4	158,9	21,6	238,3	25,2	280,4	28,8	317,7
L20-025	20	13,5	25	3	49,03	4,0	196,1	6,0	294,2	7,0	346,3	8,0	392,3
L20-030	20	13,5	30	3	41,19	4,8	196,1	7,2	294,2	8,4	346,3	9,6	392,3
L20-035	20	13,5	35	3	35,30	5,6	196,1	8,4	294,2	9,8	346,3	11,2	392,3
L20-040	20	13,5	40	3	30,40	6,4	196,1	9,6	294,2	11,2	346,3	12,8	392,3
L20-045	20	13,5	45	3	27,46	7,2	196,1	10,8	294,2	12,6	346,3	14,4	392,3
L20-050	20	13,5	50	3	24,52	8,0	196,1	12,0	294,2	14,0	346,3	16,0	392,3
L20-055	20	13,5	55	3	22,56	8,8	196,1	13,2	294,2	15,4	346,3	17,6	392,3
L20-060	20	13,5	60	3	20,59	9,6	196,1	14,4	294,2	16,8	346,3	19,2	392,3
L20-065	20	13,5	65	3	18,63	10,4	196,1	15,6	294,2	18,2	346,3	20,8	392,3
L20-070	20	13,5	70	3	17,65	11,2	196,1	16,8	294,2	19,6	346,3	22,4	392,3
L20-075	20	13,5	75	3	16,67	12,0	196,1	18,0	294,2	21,0	346,3	24,0	392,3
L20-080	20	13,5	80	3	15,69	12,8	196,1	19,2	294,2	22,4	346,3	25,6	392,3
L20-090	20	13,5	90	3	13,73	14,4	196,1	21,6	294,2	25,2	346,3	28,8	392,3
L20-100	20	13,5	100	3	12,75	16,0	196,1	24,0	294,2	28,0	346,3	32,0	392,3
L22-025	22	14,7	25	3,4	59,82	4,0	237,3	6,0	356	7,0	415,9	8,0	474,6
L22-030	22	14,7	30	3,4	49,03	4,8	237,3	7,2	356	8,4	415,9	9,6	474,6
L22-035	22	14,7	35	3,4	42,17	5,6	237,3	8,4	356	9,8	415,9	11,2	474,6
L22-040	22	14,7	40	3,4	37,27	6,4	237,3	9,6	356	11,2	415,9	12,8	474,6
L22-045	22	14,7	45	3,4	33,34	7,2	237,3	10,8	356	12,6	415,9	14,4	474,6
L22-050	22	14,7	50	3,4	29,42	8,0	237,3	12,0	356	14,0	415,9	16,0	474,6







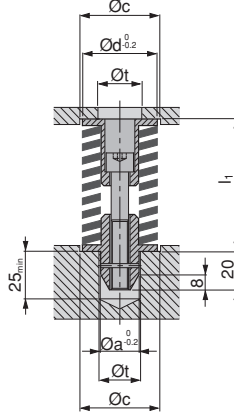
Material :  
Steel

**GSB CODE: 15 02 B**

Special Springs Code	$l_1$	a	b	d	Initial Load		% 25 $l_0$		% 32 $l_0$		Spring data				
					mm	N	mm	N	mm	N	c	t	$d_h$	$l_0$	R
15 02 B40069	69	20,5	22	40	17	1836	3	2160	8	2700	42	22,5	40	76	108
15 02 B40076	76	20,5	22	40	10	1080	10	2160	15	2700	42	22,5	40	76	108
15 02 B40100	100	20,5	22	40	12	972	13	2025	20	2592	42	22,5	40	102	81
15 02 B40122	122	20,5	22	40	15	941	17	2006	25	2508	42	22,5	40	127	62,7
15 02 B40143	143	20,5	22	40	19	981	19	1961	30	2528	42	22,5	40	152	51,6
15 02 B40188	188	20,5	22	40	25	918	25	1835	40	2373	42	22,5	40	203	36,7
15 02 B50088	88	25,5	27	50	24	2856	-	-	8	3808	52	27,5	50	102	119
15 02 B50100	100	25,5	27	50	12	1428	13	2975	20	3808	52	27,5	50	102	119
15 02 B50122	122	25,5	27	50	15	1455	17	3104	25	3880	52	27,5	50	127	97
15 02 B50143	143	25,5	27	50	19	1520	19	3040	30	3920	52	27,5	50	152	80
15 02 B50188	188	25,5	27	50	25	1495	25	2990	40	3887	52	27,5	50	203	59,8
15 02 B50232	232	25,5	27	50	32	1405	31	2766	50	3600	52	27,5	50	254	43,9
15 02 B63105	105	36,5	38	63	32	5376	-	-	8	6720	65	38,5	63	127	168
15 02 B63122	122	36,5	38	63	15	2520	17	5376	25	6720	65	38,5	63	127	168
15 02 B63143	143	36,5	38	63	19	2584	19	5168	30	6664	65	38,5	63	152	136
15 02 B63188	188	36,5	38	63	25	2500	25	5000	40	6500	65	38,5	63	203	100
15 02 B63232	232	36,5	38	63	32	2509	31	4939	50	6429	65	38,5	63	254	78,4
15 02 B63277	277	36,5	38	63	38	2459	38	4917	60	6341	65	38,5	63	305	64,7

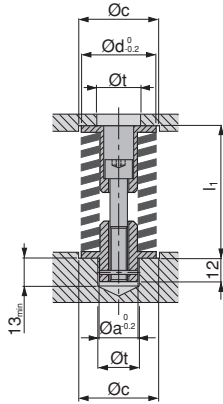


Material :  
Steel



**GSB CODE:15 01 B**

Special Springs Code	$l_1$	a	d	Initial Load		% 25 $l_0$		% 32 $l_0$		Spring data				
				mm	N	mm	N	mm	N	c	t	$d_h$	$l_0$	R
15 01 B40069	69	20,5	40	17	1836	3	2160	8	2700	42	22,5	40	76	108
15 01 B40076	76	20,5	40	10	1080	10	2160	15	2700	42	22,5	40	76	108
15 01 B40100	100	20,5	40	12	972	13	2025	20	2592	42	22,5	40	102	81
15 01 B40143	143	20,5	40	19	980	19	1961	30	2528	42	22,5	40	152	51,6
15 01 B40188	188	20,5	40	25	918	25	1835	40	2386	42	22,5	40	203	36,7
15 01 B50088	88	25,5	50	24	2856	-	-	8	3808	52	27,5	50	102	119
15 01 B50100	100	25,5	50	12	1428	13	2975	20	3808	52	27,5	50	102	119
15 01 B50143	143	25,5	50	19	1520	19	3040	30	3920	52	27,5	50	152	80
15 01 B50188	188	25,5	50	25	1495	25	2990	40	3887	52	27,5	50	203	59,8
15 01 B50232	232	25,5	50	32	1405	31	2766	50	3600	52	27,5	50	254	43,9
15 01 B63105	105	36,5	63	32	5376	-	-	8	6720	65	38,5	63	127	168
15 01 B63143	143	36,5	63	19	2584	19	5168	30	6664	65	38,5	63	152	136
15 01 B63188	188	36,5	63	25	2500	25	5000	40	6500	65	38,5	63	203	100
15 01 B63232	232	36,5	63	32	2509	31	4939	50	6429	65	38,5	63	254	78,4
15 01 B63277	277	36,5	63	38	2459	38	4917	60	6341	65	38,5	63	305	64,7



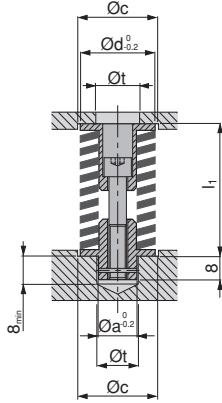
Material :  
Steel

**GSB CODE: 15 01 B**

Special Springs Code	l <sub>i</sub>	a	d	Initial Load		% 25 l <sub>0</sub>		% 32 l <sub>0</sub>		c	t	Spring data		
				mm	N	mm	N	mm	N			d <sub>h</sub>	l <sub>0</sub>	R
15 01 B40122	122	20,5	40	15	940	17	2006	25	2508	42	22,5	40	127	62,7
15 01 B50122	122	20,5	50	15	1455	17	3104	25	3880	52	27,5	50	127	97
15 01 B63122	122	20,5	63	15	2520	17	5376	25	6720	65	38,5	63	127	168







Material :  
Steel

**GSB CODE: 15 00 R**

Special Springs Code	$l_1$	a	d	Initial Load		% 20 $l_0$		% 28 $l_0$		c	t	Spring data		
				mm	N	mm	N	mm	N			$d_h$	$l_0$	R
15 00 R32088	88	13	33	21	2562	-	-	8	3528	34	14	32	102	122
15 00 R32108	108	13	33	14	1498	9	2461	18	3424	34	14	32	115	107





**Other Components**  
**Diğer Malzemeler**  
**Andere Komponenten**

1

INDEX  
İNDEKS  
STICHWORTVERZEICHNIS

2

LIFTING ELEMENTS  
TAŞIMA ELEMANLARI  
TRAGELEMENTE

3

GUIDE ELEMENTS  
KILAVUZ ELEMANLARI  
FÜHRUNGSELEMENTE

4

DIE COMPONENTS  
KALIP ELEMANLARI  
NORMALIEN

5

BMW STANDARDS  
BMW STANDARTLARI  
BMW NORMALIEN

6

FCA STANDARDS  
FCA STANDARTLARI  
FCA NORMALIEN

7

FORD STANDARDS  
FORD STANDARTLARI  
FORD NORMALIEN

8

MERCEDES-BENZ STANDARDS  
MERCEDES-BENZ STANDARTLARI  
MERCEDES-BENZ NORMALIEN

9

OPEL STANDARDS  
OPEL STANDARTLARI  
OPEL NORMALIEN

10

PSA STANDARDS  
PSA STANDARTLARI  
PSA NORMALIEN

11

RENAULT STANDARDS  
RENAULT STANDARTLARI  
RENAULT NORMALIEN

12

VW - AUDI STANDARDS  
VW - AUDI STANDARTLARI  
VW - AUDI NORMALIEN

13

SPRINGS  
YAYLAR  
FEDERN

14

OTHER COMPONENTS  
DİĞER MALZEMELER  
ANDERE KOMPONENTE

15

TECHNICAL DATA  
TEKNİK BİLGİ  
TECHNISCHE INFORMATIONEN

**Index**

Contents	Page	Contents	Page
 <p>Z000166439 Stainless Steel Embossed Sheet Kabartmalı Çapak Kaydırma Plakası Geprägt Scheibe</p>	14.5	 <p>A103-04 (h6) Dowel Pin Parallel DIN EN ISO 8734 Düz Tespit Pimleri DIN EN ISO 8734 Führungssaulen DIN EN ISO 8734</p>	14.10
 <p>BW 100 Milling Machine for Model Making Mills Rigid Foams Strafor İşleme Pah Kırma Seti Fräsmaschinen set</p>	14.6		
 <p>BW 500 Hollow Cutter Strafor İşleme Takımı Fräser</p>	14.7		
 <p>D901-01-745 Dressing Paste For Surface Control Kalıp Aıştırma Boyası Retuschierfarbe</p>	14.8		
 <p>A103-01 (m6) Dowel Pin with Thread DIN EN ISO 8735 Çektirmeli Pimler DIN EN ISO 8735 Führungssaulen DIN EN ISO 8735</p>	14.9		
 <p>A103-02 (h6) Dowel Pin with Thread DIN EN ISO 8735 Çektirmeli Pimler DIN EN ISO 8735 Führungssaulen DIN EN ISO 8735</p>	14.9		
 <p>A103-03 (m6) Dowel Pin Parallel DIN EN ISO 8734 Düz Tespit Pimleri DIN EN ISO 8734 Führungssaulen DIN EN ISO 8734</p>	14.10		



## Index

Contents	Page	Contents	Page

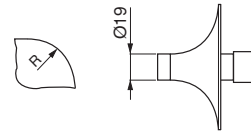
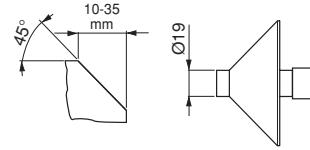
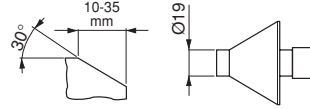




Material :  
90Mn4  
HRC 36 ÷ 40  
  
Sleeve 1.7220 (34CrMo4)  
  
Black oxide finish.

**Technical Data**

Order Code	<b>BW 100-230V</b>
Voltage	230 V
Frequency	50-60 Hz
Speed	4500 min <sup>-1</sup>
Case with insertion weight	1,4 Kg
Total weight	3,4 Kg
Dimension handbag	420x350x98 mm



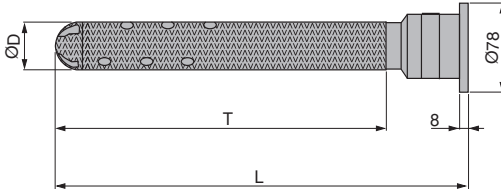
**GSB CODE:BW 100**

Code	Description	Weight Kg
BW 100-230V	APOLLO 2 - modelling-set, complete, 17 parts, scope see underneath 230 V, 50 Hz	4,900
	BW 500.460 - drive incl. 2 socket wrenches	1,460
	BW 500.461 - case with insertion	1,460
	BW 500.465 - chamfering cutter 45°	0,310
	BW 500.466 - chamfering cutter 30°	0,310
	BW 500.467 - rounding-off cutter R 10	0,160
	BW 500.468 - rounding-off cutter R 15	0,200
	BW 500.469 - rounding-off cutter R 20	0,230
	BW 500.470 - rounding-off cutter R 25	0,270
	BW 500.471 - depth limit H 10	0,090
	BW 500.472 - depth limit H 15	0,080
	BW 500.473 - depth limit H 20	0,070
	BW 500.474 - depth limit H 25	0,060
	BW 500.475 - depth limit H 30	0,050
	BW 500.476 - depth limit H 35	0,030
	BW 500.477 - connection piece	0,070
	BW 500.039 - suction tube (optional) Ø25 mm x 5 m	1,000

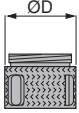
**Benefits:**

- For fine and accurate milling results
- For rapid chamfering and grinding of model edges
- Six different milling cutters are permanently available
- Compatible APOLLO 2 extension sets for bore cutting and 3D-milling are also available
- APOLLO 2 with electronic revolution control adapts optimally to all materials
- APOLLO 2-milling cutters with super-long tool life due to BW-special hardening
- Convenient tool exchange

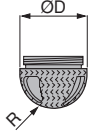




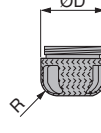
Form - W



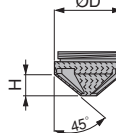
Form - X



Form - Y



Form - Z



Milling Materials  
Hard, brittle, expanded plastics :  
PS /XPS, PU

Semi-hard to viscous expanded  
plastics:  
PE, PPE / EPP, PU

and others

**GSB CODE:BW 500**

**BW HOLLOW CUTTERS**

Code	ØD	T	L
BW 500.200-__	15	120	190
BW 500.201-__	20	200	270
BW 500.207-__	20	250	320
BW 500.202-__	30	200	270
BW 500.208-__	30	250	320
BW 500.213-__	30	300	370
BW 500.218-__	30	350	420
BW 500.203-__	40	200	270
BW 500.209-__	40	250	320
BW 500.214-__	40	300	370
BW 500.221-__	40	350	420
BW 500.222-__	40	400	470
BW 500.397-__	40	450	520
BW 500.204-__	45	200	270
BW 500.210-__	45	250	320
BW 500.215-__	45	300	370
BW 500.219-__	45	350	420
BW 500.315-__	45	400	470
BW 500.384-__	45	450	520
BW 500.230-__	45	500	570
BW 500.205-__	50	200	270
BW 500.211-__	50	250	320
BW 500.216-__	50	300	370
BW 500.228-__	50	350	420
BW 500.295-__	50	400	470
BW 500.284-__	50	450	520
BW 500.280-__	50	500	570
BW 500.206-__	60	200	270
BW 500.212-__	60	250	320
BW 500.217-__	60	300	370
BW 500.220-__	60	350	420
BW 500.297-__	60	400	470
BW 500.282-__	60	450	520
BW 500.299-__	60	500	570
BW 500.276-__	60	600	670

**HOLLOW CUTTER TIPS (Exchange tips)**

Code	ØD
BW 500.430-15-__	15
BW 500.430-20-__	20
BW 500.430-25-__	25
BW 500.430-30-__	30
BW 500.430-40-__	40
BW 500.430-45-__	45
BW 500.430-50-__	50
BW 500.430-60-__	60

**Order Example: (Hollow Cutters)**

BW 500.Code-Form ( R or H)

D=45, T=250 and Form=Y

Order Code: BW 500.210-YR10

**Order Example: (Hollow Cutters Tips)**

BW 500.430-D-Form

D=40, T=250, Form=Z, and H=25 mm

Order Code: BW 500.430-40-ZH25

**Advantages :**

Fast milling of patterns

Very good quality finishes

Provides high planning reliability ensuring quality products

Keep close tolerances

Continuous direct suction effectively removes chips internally through the hollow cutter by utilising a hollowshaft motor with a suction machine (suction milling)

Quickly exchangeable cutter tips

Special hardening guarantees a long service life

Dynamically balanced

Also available with integrated ISO or HSK adaptor



GSB Code	Colour	Lt.
D901-01-745	Blue	250 ml.

**GSB CODE:D901-01-745**

## Physical and Chemical Properties

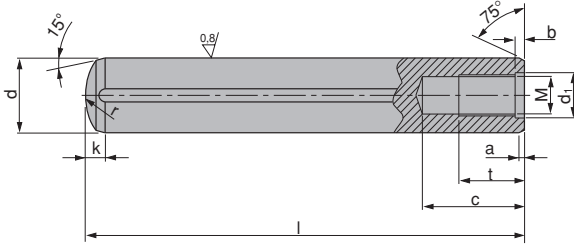
Physical State	Paste
Colour	Blue
Odour	Characteristic
Melting Point	45 °C
Flammability	> 150 °C
Explosiveness	not explosive
Density	0,85 g/ml
Solubility	In many solvents
Water Solubility (20°C)	Insoluble

## Fiziksel ve Kimyasal Özellikler

Fiziksel Durum	Pasta
Renk	Mavi
Koku	Karakteristik
Erime Noktası	45 °C
Yanma Derecesi	> 150 °C
Patlayıcılık	Patlayıcı özelliği yoktur
Yoğunluk	0,85 g/ml
Çözünürlük	Bir çok çözücüde çözünür
Suda Çözünme (20°C)	Suda çözünmez

## Physische und Chemische Eigenschaften

Physischer Zustand	Paste
Farbe	Blau
Geruch	Karakteristik
Schmelzpunkt	45 °C
Endzündbarkeit	> 150 °C
Brisant	Keine
Dichte	0,85 g/ml
Lösbarkeit	Mit den meisten Lösungsmittel lösbar
Wasserlöslichkeit (20°C)	Keine



Material :  
16MnCr5  
HRC 60 ÷ 62  
Depth ≥ 0,8


**GSB CODE:**A103-01 & A103-02

a	b	c	d	d <sub>i</sub>	k	l												M	r	t		
0,8	1,0	10	6	4,3	1,5	20	25	30	35	40	45	50	55	60	70	80		M4	6	6		
1,0	1,2	12	8	5,3	2,0	20	25	30	35	40	45	50	55	60	70	80	90	100	120	M5	8	8
1,2	1,2	16	10	6,4	2,5	20	25	30	35	40	45	50	55	60	70	80	90	100	120	M6	10	10
1,6	1,2	20	12	6,4	3,0	20	25	30	35	40	45	50	55	60	70	80	90	100	120	M6	12	12
1,8	1,5	25	14	8,4	3,5			30	35	40	45	50	55	60	70	80	90	100	120	M8	14	14
2,0	1,5	25	16	8,4	4,0			30	35	40	45	50	55	60	70	80	90	100	120	M8	16	16
2,5	1,5	28	20	10,5	5,0			30	35	40	45	50	55	60	70	80	90	100	120	M10	20	18

**Order Example:**  
d(dia.) for h6 tolerance;  
A103-01- d - l  
d=8, l=120  
**Order Code:**A103-01-008-120

**Order Example:**  
d(dia.) for h6 tolerance;  
A103-02- d - l  
d=8, l=120  
**Order Code:**A103-02-008-120





**Technical Data**  
**Teknik Bilgi**  
**Technische Informationen**

1

INDEX  
İNDEKS  
STICHWORTVERZEICHNIS

2

LIFTING ELEMENTS  
TAŞIMA ELEMANLARI  
TRAGELEMENTE

3

GUIDE ELEMENTS  
KILAVUZ ELEMANLARI  
FÜHRUNGSELEMENTE

4

DIE COMPONENTS  
KALIP ELEMANLARI  
NORMALIEN

5

BMW STANDARDS  
BMW STANDARTLARI  
BMW NORMALIEN

6

FCA STANDARDS  
FCA STANDARTLARI  
FCA NORMALIEN

7

FORD STANDARDS  
FORD STANDARTLARI  
FORD NORMALIEN

8

MERCEDES-BENZ STANDARDS  
MERCEDES-BENZ STANDARTLARI  
MERCEDES-BENZ NORMALIEN

9

OPEL STANDARDS  
OPEL STANDARTLARI  
OPEL NORMALIEN

10

PSA STANDARDS  
PSA STANDARTLARI  
PSA NORMALIEN

11

RENAULT STANDARDS  
RENAULT STANDARTLARI  
RENAULT NORMALIEN

12

VW - AUDI STANDARDS  
VW - AUDI STANDARTLARI  
VW - AUDI NORMALIEN

13

SPRINGS  
YAYLAR  
FEDERN

14

OTHER COMPONENTS  
DİĞER MALZEMELER  
ANDERE KOMPONENTE

15

TECHNICAL DATA  
TEKNIK BİLGİ  
TECHNISCHE INFORMATIONEN

## TOLERANCE AND FIT SYSTEMS

In today's global market, a product produced in a country and can be marketed in many countries through the world and number of companies that produce the same product can be more than one. From the point of users, different countries and/or companies that produce products must carry the same characteristics or specific criterias in the factory conditions. Past negative situation, such as the products differ, the economic and labor losses caused going to a worldwide standardization and creation of specific standards.

Identically products producing can not be achieved according to principal dimensions that indicated on technical drawings by using special equipment, work die, CNC controlled machines and it increases production cost. In the worldwide, an acceptable margin of error is supplied together with principal dimensions for such aims of decreasing production costs, mass churn out etc... Mainly in reference to principal dimension, its called "TOLERANCE" to the margin of error which in indicated top and lower limits. Tolerance may be known as margin of error to the manufacturer.

There are two types according to practice tolerance:

- 1- Construction Tolerance :** Based on difference of the biggest tolerance and the smallest tolerance.
- 2- Fit Tolerance :** Its made according to pin and hole system that indicated by DIN and ISO system.

There are two types according to types of writing:

- 1- Numerical Tolerance :** Written nearby principal dimensions (basic dimension)

Example :  $60^{+0.05}_{-0.01}$ ,  $60^{\pm 0.05}$  etc...

- 2- Letter Tolerance :** The letters and numbers which classifield according to DIN and ISO systems are written to right handside of the principal dimension and read according to micron kind.

Example :  $60^{H7}$  ,  $60_{h6}$  etc...

### ATTENTION !!!

It is easy to process exterior surface of products. Internal surfaces, in a sense the hole is difficult to measure process, giving a fixed tolerance to the hole and by giving tolerance to the pin will provide more precise processing.

### COMPARING OF SYSTEMS OF DIN AND ISO

- 1- The both systems are seperated according to normal hole and pin system.
- 2- At the both systems normal temperature is agreed as 20° C.
- 3- Tolerance differences of pins and holes, often tolerance comparement and keeping the basis for tolerance of difference to a zero base line is the same in both.
- 4- At DIN system there are four types of fit which are sensitive, fine, midpoint and rough, at ISO system there are 18 kind different quality.
- 5- At DIN system the product diameter were found to be arithmetic average, at ISO system it is found by diameter's geometric average.

ISO - Tolerances of Commonly Used Shaft Fits

(DIN 7154 T1)

Tolerances zone class of shaft

(1  $\square$  = 0,001 mm)

Basic Size Step from..... to..... (mm)	Hole						Shaft										
	H6	p5	n5	k6	j6	h5	H7	s6	r6	n6	m6	k6	j6	h6	g6	f7	
1...3	+6 0	+10 +6	+8 +4	+6 0	+4 -2	0 -4	+10 0	+20 +14	+16 +10	+10 +4	+8 +2	+6 0	+4 -2	0 -6	-2 -8	-6 -16	
3...6	+8 0	+17 +12	+13 +8	+9 +1	+6 -2	0 -5	+12 0	+27 +19	+23 +15	+16 +8	+12 +4	+9 +1	+6 -2	0 -8	-4 -12	-10 -22	
6...10	+9 0	+21 +15	+16 +10	+10 +1	+7 -2	0 -6	+15 0	+32 +23	+28 +19	+19 +10	+15 +6	+10 +1	+7 -2	0 -9	-5 -14	-13 -28	
10...14	+11 0	+26 +18	+20 +12	+12 +1	+8 -3	0 -8	+18 0	+39 +28	+34 +23	+23 +12	+18 +7	+12 +1	+8 -3	0 -11	-6 -17	-16 -34	
14...18																	
18...24	+13 0	+31 +22	+24 +15	+15 +2	+9 -4	0 -9	+21 0	+48 +35	+41 +28	+28 +15	+21 +8	+15 +2	+9 -4	0 -13	-7 -20	-20 -41	
24...30																	
30...40	+16 0	+37 +26	+28 +17	+18 +2	+11 -5	0 -11	+25 0	+59 +43	+50 +34	+33 +17	+25 +9	+18 +2	+11 -5	0 -16	-9 -25	-25 -50	
40...50																	
50...65	+19 0	+45 +32	+33 +20	+21 +2	+12 -7	0 -13	+30 0	+72 +53	+60 +41	+39 +20	+30 +11	+21 +2	+12 -7	0 -19	-10 -29	-30 -60	
65...80									+78 +59		+62 +43						
80...100	+22 0	+52 +37	+38 +23	+25 +3	+13 -9	0 15	+35 0	+93 +71	+73 +51	+45 +23	+35 +13	+25 +3	+13 -9	0 -22	-12 -34	-36 -71	
100...120									+101 +79		+76 +54						
120...140	+25  0	+61  +43	+45  +27	+28  +3	+14  -11	0  -18	+40  0	+117 +92	+88 +63	+52  +27	+40  +15	+28  +3	+14  -11	0  -25	-14  -39	-43  -83	
140...160								+125 +100	+90 +65								
160...180								+133 +108	+93 +68								
180...200	+29  0	+70  +50	+51  +31	+33  +4	+16  -13	0  -20	+46  0	+151 +122	+106 +77	+60  +31	+46  +17	+33  +4	+16  -13	0  -29	-15  -44	-50  -96	
200...225								+159 +130	+109 +80								
225...250								+169 +140	+113 +84								
250...280	+32 0	+79 +56	+57 +34	+36 +4	+16 -16	0 -23	+52 0	+190 +158	+126 +94	+66 +34	+52 +20	+36 +4	+16 -16	0 -32	-17 -49	-56 -108	
280...315								+202 +170	+130 +98								
315...355	+36 0	+87 +62	+62 +37	+40 +4	+18 -18	0 -25	+57 0	+226 +190	+144 +108	+73 +37	+57 +21	+40 +4	+18 -18	0 -36	-18 -54	-62 -119	
355...400								+244 +208	+150 +114								
400...450	+40 0	+95 +67	+67 +40	+45 +5	+20 -20	0 -27	+63 0	+272 +232	+166 +126	+80 +40	+63 +21	+45 +5	+20 -20	0 -40	-20 -60	-68 -131	
450...500								+292 +252	+172 +132								



ISO - Tolerances of Commonly Used Shaft Fits

(DIN 7154 T1)

Tolerances zone class of shaft

(1 $\square$  = 0,001 mm)

Basic Size Step from.... to.... (mm)	Hole <b>H8</b>	Shaft					Hole <b>H11</b>	Shaft				
		x8	u8	h9	e8	d9		h9	h11	d9	c11	a11
1...3	+ 14 0	+ 34 + 20	-	0 - 25	- 14 - 28	- 20 - 45	+ 60 0	- 25	0 - 60	- 20 - 45	- 60 - 120	- 270 - 330
3...6	+ 18 0	+ 46 + 28	-	0 - 30	- 20 - 38	- 30 - 60	+ 75 0	- 30	0 - 75	- 30 - 60	- 70 - 145	- 270 - 345
6...10	+ 22 0	+ 56 + 34	-	0 - 36	- 25 - 47	- 40 - 76	+ 90 0	- 36	0 - 90	- 40 - 76	- 80 - 170	- 280 - 370
10...14	+ 27 0	+ 67 + 40	-	0 - 43	- 32 - 59	- 50 - 93	+ 110 0	- 43	0 - 110	- 50 - 93	- 95 - 205	- 290 - 400
14...18		+ 72 + 45	-									
18...24	+ 33 0	+ 87 + 54	-	0 - 52	- 40 - 73	- 65 - 117	+ 130 0	- 52	0 - 130	- 65 - 117	- 110 - 240	- 300 - 430
24...30		+ 97 + 64	+ 81 + 48									
30...40	+ 39 0	+ 119 + 80	+ 99 + 60	0 - 62	- 50 - 89	- 80 - 142	+ 160 0	- 62	0 - 160	- 80 - 142	- 120 - 280	- 310 - 470
40...50		+ 136 + 97	+ 109 + 70								- 130 - 290	- 320 - 480
50...65	+ 46 0	+ 168 + 122	+ 133 + 87	0 - 74	- 60 - 106	- 100 - 174	+ 190 0	- 74	0 - 190	- 100 - 174	- 140 - 330	- 340 - 530
65...80		+ 192 + 146	+ 148 + 102								- 150 - 340	- 360 - 550
80...100	+ 54 0	+ 232 + 178	+ 178 + 124	0 - 87	- 72 - 126	- 120 - 207	+ 220 0	- 87	0 - 220	- 120 - 207	- 170 - 390	- 380 - 600
100...120		+ 264 + 210	+ 198 + 144								- 180 - 400	- 410 - 630
120...140	+ 63 0	+ 311 + 248	+ 233 + 170	0 - 100	- 85 - 148	- 145 - 245	+ 250 0	0 - 100	0 - 250	- 145 - 245	- 200 - 450	- 460 - 710
140...160		+ 343 + 280	+ 253 + 190								- 210 - 460	- 520 - 770
160...180	0	+ 373 + 310	+ 273 + 210								- 230 - 480	- 580 - 830
180...200	+ 72 0	+ 422 + 350	+ 308 + 236	0 - 115	- 100 - 172	- 170 - 285	+ 290 0	0 - 115	0 - 290	- 170 - 285	- 240 - 530	- 660 - 950
200...225		+ 457 + 385	+ 330 + 258								- 260 - 550	- 740 - 1030
225...250	0	+ 497 + 425	+ 356 + 284								- 280 - 570	- 820 - 1110
250...280	+ 81 0	+ 556 + 475	+ 396 + 315	0 - 130	- 110 - 191	- 190 - 320	+ 320 0	- 130	0 - 320	- 190 - 320	- 300 - 620	- 920 - 1240
280...315		+ 606 + 525	+ 431 + 350								- 330 - 650	- 1050 - 1370
315...355	+ 89 0	+ 679 + 590	+ 479 + 390	0 - 140	- 125 - 214	- 210 - 350	+ 360 0	- 140	0 - 360	- 210 - 350	- 360 - 720	- 1200 - 1560
355...400		-	+ 524 + 435								- 400 - 760	- 1350 - 1710
400...450	+ 97 0	-	+ 587 + 490	0 - 155	- 135 - 232	- 230 - 385	+ 400 0	- 155	0 - 400	- 230 - 385	- 440 - 840	- 1500 - 1900
450...500		-	+ 637 + 540								- 480 - 880	- 1650 - 2050

ISO - Tolerances of Commonly Used Hole Fits

(DIN 7154 T1)

Tolerances zone class of hole

(1  $\square$  = 0,001 mm)

Basic Size Step from.... to.... (mm)	Shaft	Hole					Shaft	Hole									
	<b>h5</b>	P6	N6	M6	J6	H6	<b>h6</b>	S7	R7	N7	M7	K7	J7	H7	G7	F7	
1...3	0 - 4	- 6 -12	- 4 -10	- 2 - 8	+ 2 - 4	+ 6 0	0 - 6	- 14 -24	- 10 -20	- 4 -14	- 2 -12	0 -10	+ 4 - 6	+ 10 0	+ 12 + 2	+ 16 + 6	
3...6	0 - 5	- 9 -17	- 5 -13	- 1 - 9	+ 5 - 3	+ 8 0	0 - 8	- 15 -27	- 11 -23	- 4 -16	0 -12	+ 3 - 9	+ 6 - 6	+ 12 0	+ 16 + 4	+ 22 + 10	
6...10	0 - 6	-12 -21	- 7 -16	- 3 -12	+ 5 - 4	+ 9 0	0 - 9	- 17 -32	- 13 -28	- 4 -19	0 -15	+ 5 -10	+ 8 - 7	+ 15 0	+ 20 + 5	+ 28 + 13	
10...14	0 - 8	-15 -26	- 9 -20	- 4 -15	+ 6 - 5	+ 11 0	0 -11	- 21 -39	- 16 -34	- 5 -23	0 -18	+6 -12	+ 10 - 8	+ 18 0	+ 24 + 6	+ 34 + 16	
14...18																	
18...24	0 - 9	-18 -31	- 11 -24	- 4 -17	+ 8 - 5	+ 13 0	0 -13	- 27 -48	- 20 -41	- 7 -28	0 -21	+ 6 -15	+ 12 - 9	+ 21 0	+ 28 + 7	+ 41 + 20	
24...30																	
30...40	0 -11	-21 -37	- 12 -28	- 4 -20	+ 10 - 6	+ 16 0	0 -16	- 34 -59	- 25 -50	- 8 -33	0 -25	+ 7 -18	+ 14 -11	+ 25 0	+ 34 + 9	+ 50 + 25	
40...50																	
50...65	0 -13	-26 -45	- 14 -33	- 5 -24	+ 13 - 6	+ 19 0	0 -19	-42 -72	-30 -60	- 9 -39	0 -30	- 9 -21	+ 18 -12	+ 30 0	+ 40 + 10	+ 60 + 30	
65...80								-48 -78	-32 -62								
80...100	0 -15	-30 -52	- 16 -38	- 6 -28	+ 16 - 6	+ 22 0	0 -22	-58 -93	-38 -73	- 10 -45	0 -35	+ 10 -25	+ 22 -13	+ 35 0	+ 47 + 12	+ 71 + 36	
100...120								-66 -101	-41 -76								
120...140	0 -18	-36 -61	- 20 -45	- 8 -33	+ 18 - 7	+ 25 0	0 -25	-77 -117	-48 -88	- 12 -52	0 -40	+ 12 -28	+ 26 -14	+ 40 0	+ 54 + 14	+ 83 + 43	
140...160								-85 -125	-50 -90								
160...180								-93 -133	-53 -93								
180...200	0 -20	-41 -70	- 22 -51	- 8 -37	+ 22 - 7	+ 29 0	0 -29	-105 -151	-60 -106	- 14 -60	0 -46	+ 13 + 33	+ 30 -16	+ 46 0	+ 61 + 15	+ 96 + 50	
200...225								-113 -159	-63 -109								
225...250								-123 -169	-67 -113								
250...280	0 -23	-47 -79	- 25 -57	- 9 -41	+ 25 - 7	+ 32 0	0 -32	-138 -190	-74 -126	- 14 -66	0 -52	+ 16 -36	+ 36 -16	+ 52 0	+ 69 + 17	+ 108 + 56	
280...315								-150 -202	-78 -130								
315...355	0 -25	-51 -87	- 26 -62	- 10 -46	+ 29 - 7	+ 36 0	0 -36	-169 -226	-87 -144	- 16 -73	0 -57	+ 17 -40	+ 39 -18	+ 57 0	+ 75 + 18	+ 119 + 62	
355...400								-187 -244	-93 -150								
400...450	0 -27	-55 -95	- 27 -67	- 10 -50	+ 33 - 7	+ 40 0	0 -40	-209 -272	-103 -166	- 17 -80	0 -63	+ 18 -45	+ 43 -20	+ 63 0	+ 83 + 20	+ 131 + 68	
450...500								-229 -292	-109 -172								

ISO - Tolerances of Commonly Used Hole Fits

(DIN 7154 T1)

Tolerances zone class of hole

(1  $\square$  = 0,001 mm)

Basic Size Step from.... to.... (mm)	Shaft	Hole						Shaft	Hole						
	<b>h9</b>	H8	H11	F8	E9	D10	C11	<b>h11</b>	H11	D11	C11	A11			
1...3	0 - 25	+ 14 0	+ 60 0	+ 20 + 6	+ 39 + 14	+ 60 + 20	+ 120 + 60	0 - 60	+ 60 0	+ 80 + 20	+ 120 + 60	+ 330 + 270			
3...6	0 - 30	+ 18 0	+ 75 0	+ 28 10	+ 50 + 20	+ 78 + 30	+ 145 + 70	0 -75	+ 75 0	+ 105 + 30	+ 145 + 70	+ 345 + 270			
6...10	0 - 36	+ 22 0	+ 90 0	+ 35 + 13	+ 61 + 25	+ 98 + 40	+ 170 + 80	0 -90	+ 90 0	+ 130 + 40	+ 170 + 80	+ 370 + 280			
10...14	0 - 43	+ 27 0	+ 110 0	+ 43 + 16	+ 75 + 32	+ 120 + 50	+ 205 + 95	0 - 110	+ 110 0	+ 160 + 50	+ 205 + 95	+ 400 + 290			
14...18															
18...24	0 - 52	+ 33 0	+ 130 0	+ 53 + 20	+ 92 + 40	+ 149 + 65	+ 240 + 110	0 - 130	+ 130 0	+ 195 + 65	+ 240 + 110	+ 430 + 300			
24...30															
30...40	0 - 62	+ 39 0	+ 160 0	+ 64 + 25	+ 112 + 50	+ 180 + 80	+ 280 + 120	0 - 160	+ 160 0	+ 240 + 80	+ 280 + 120	+ 470 + 310			
40...50													+ 290 + 130	+ 290 + 130	+ 480 + 320
50...65	0 - 74	+ 46 0	+ 190 0	+ 76 + 30	+ 134 + 60	+ 220 + 100	+ 330 + 140	0 -190	+190 0	+290 +100	+ 330 + 140	+ 530 + 340			
65...80													+ 340 + 150	+ 340 + 150	+ 550 + 360
80...100	0 - 87	+ 54 0	+ 220 0	+ 90 + 36	+ 159 + 72	+ 260 + 120	+ 390 + 170	0 -220	+ 220 0	+ 340 + 120	+ 390 + 170	+ 600 + 380			
100...120													+ 400 + 180	+ 400 + 180	+ 630 + 410
120...140	0 - 100	+ 63 0	+ 250 0	+ 106 + 43	+ 185 + 85	+ 305 + 145	+ 450 + 200	0 - 250	+ 250 0	+ 395 + 145	+ 450 + 210	+ 710 + 520			
140...160													+ 460 + 210	+ 460 + 210	+ 770 + 520
160...180													+ 480 + 230	+ 480 + 230	+ 830 + 580
180...200	0 - 115	+ 72 0	+ 290 0	+ 122 + 50	+ 215 + 100	+ 355 + 170	+ 530 + 240	0 - 290	+ 290 0	+ 460 + 170	+ 530 + 240	+ 950 + 660			
200...225													+ 550 + 260	+ 550 + 260	+ 1030 + 740
225...250													+ 570 + 280	+ 570 + 280	+ 1110 + 820
250...280	0 - 130	+ 81 0	+ 320 0	+ 137 + 56	+ 240 + 110	+ 400 + 190	+ 620 + 300	0 - 320	+ 320 0	+ 510 + 190	+ 620 + 300	+ 1240 + 920			
280...315													+ 650 + 330	+ 650 + 330	+ 1370 + 1050
315...355	0 - 140	+ 89 0	+ 360 0	+ 151 + 62	+ 265 + 125	+ 440 + 210	+ 720 + 360	0 - 360	+ 360 0	+ 570 + 210	+ 720 + 360	+ 1560 + 1200			
355...400													+ 760 + 400	+ 760 + 400	+ 1710 + 1350
400...450	0 - 155	+ 97 0	+ 400 0	+ 165 + 68	+ 290 + 135	+ 480 + 230	+ 840 + 440	0 - 400	+ 400 0	+ 630 + 230	+ 840 + 440	+ 1900 + 1500			
450...500													+ 880 + 480	+ 880 + 480	+ 2050 + 1650



TOLERANCE ZONE CLASS OF SHAFT (JIS B 0401-1986)

(IT = 0.01 mm)

Basic size step (mm)	b9	c9	d8	d9	e7	e8	e9	f6	f7	f8	g5	g6	h4*	h5	h6	h7	h8	h9	js5	js6	js7	k5	k6	m5	m6	ns*	n6	p6	r6	s6	t6	u6	x6
<	-140	-60	-20	-20	-14	-14	-14	-6	-6	-6	-2	-2	0	0	0	0	0	0	±2	±3	±5	+4	+6	+6	+8	+8	+10	+12	+16	+20	+24	+26	
3	-165	-85	-34	-45	-24	-28	-39	-12	-16	-20	-6	-8	-3	-4	-6	-10	-14	-25	±2	±3	±5	0	0	+2	+2	+4	+4	+6	+10	+14	+16	+20	
3	-140	-70	-30	-30	-20	-20	-20	-10	-10	-10	-4	-4	0	0	0	0	0	0	±2.5	±4	±6	+6	+9	+9	+12	+13	+16	+20	+23	+27	+31	+36	
6	-170	-100	-48	-60	-32	-38	-50	-18	-22	-28	-9	-12	-4	-5	-8	-12	-18	-30	±2.5	±4	±6	+7	+10	+10	+14	+16	+19	+24	+28	+32	+37	+43	
6	-150	-80	-40	-40	-25	-25	-13	-13	-13	-13	-5	-5	0	0	0	0	0	0	±3	±4.5	±7	+7	+10	+12	+15	+16	+19	+24	+28	+32	+37	+43	
10	-186	-116	-62	-76	-40	-47	-61	-22	-28	-35	-11	-14	-4	-6	-9	-15	-22	-36	±3	±4.5	±7	+7	+10	+12	+15	+16	+19	+23	+28	+34	+40	+51	
14	-150	-95	-50	-50	-32	-32	-32	-16	-16	-16	-6	-6	0	0	0	0	0	0	±4	±5.5	±9	+9	+12	+15	+18	+20	+23	+29	+34	+39	+44	+40	
14	-183	-138	-77	-93	-50	-59	-75	-27	-34	-43	-14	-17	-5	-8	-11	-18	-27	-43	±4	±5.5	±9	+9	+11	+7	+7	+7	+12	+18	+23	+28	+33	+56	+45
18	-160	-110	-65	-40	-40	-40	-40	-20	-20	-20	-7	-7	0	0	0	0	0	0	±4.5	±6.5	±10	+11	+15	+17	+21	+24	+28	+35	+41	+48	+54	+67	
24	-212	-162	-98	-117	-61	-73	-92	-33	-41	-53	-16	-20	-6	-9	-13	-21	-33	-52	±4.5	±6.5	±10	+11	+2	+2	+8	+8	+15	+22	+28	+35	+54	+61	+54
30	-242	-192	-119	-142	-75	-89	-112	-41	-50	-64	-20	-25	-7	-11	-16	-25	-39	-62	±5.5	±8	±12	+13	+18	+20	+25	+28	+33	+42	+50	+59	+48	+60	+60
30	-232	-182	-80	-80	-50	-50	-50	-25	-25	-25	-9	-9	0	0	0	0	0	0	±5.5	±8	±12	+13	+2	+2	+9	+9	+17	+26	+34	+43	+54	+70	+86
40	-242	-192	-119	-142	-75	-89	-112	-41	-50	-64	-20	-25	-7	-11	-16	-25	-39	-62	±5.5	±8	±12	+13	+18	+20	+25	+28	+33	+42	+50	+59	+48	+60	+60
50	-268	-214	-100	-100	-60	-60	-60	-30	-30	-30	-10	-10	0	0	0	0	0	0	±6.5	±9.5	±15	+15	+21	+24	+30	+33	+39	+51	+60	+72	+85	+106	+106
65	-200	-150	-146	-174	-90	-106	-134	-49	-60	-76	-23	-29	-8	-13	-19	-30	-46	-74	±6.5	±9.5	±15	+15	+2	+2	+11	+11	+20	+32	+42	+53	+66	+87	+87
80	-220	-170	-120	-120	-72	-72	-72	-36	-36	-36	-12	-12	0	0	0	0	0	0	±7.5	±11	±17	+18	+25	+28	+35	+38	+45	+59	+71	+91	+124	+166	+166
100	-240	-180	-174	-207	-107	-126	-159	-58	-71	-90	-27	-34	-10	-15	-22	-35	-54	-87	±7.5	±11	±17	+18	+3	+3	+13	+13	+23	+37	+47	+64	+91	+144	+144
120	-260	-200	-200	-200	-115	-135	-165	-65	-78	-96	-32	-39	-12	-18	-25	-40	-63	-100	±9	±12.5	±20	+21	+28	+33	+40	+45	+52	+68	+83	+102	+144	+144	+144
140	-280	-210	-145	-145	-85	-85	-85	-43	-43	-43	-14	-14	0	0	0	0	0	0	±9	±12.5	±20	+21	+3	+3	+15	+15	+27	+43	+55	+77	+122	+155	+155
160	-380	-310	-208	-245	-125	-148	-185	-68	-83	-106	-32	-39	-12	-18	-25	-40	-63	-100	±9	±12.5	±20	+21	+3	+3	+15	+15	+27	+43	+55	+77	+122	+155	+155
180	-310	-230	-230	-230	-140	-160	-190	-70	-86	-108	-36	-44	-14	-20	-29	-46	-72	-115	±9	±12.5	±23	+24	+4	+4	+17	+17	+31	+50	+65	+91	+130	+130	+130
200	-380	-260	-170	-170	-100	-100	-100	-50	-50	-50	-15	-15	0	0	0	0	0	0	±10	±14.5	±23	+24	+33	+37	+46	+46	+60	+79	+103	+159	+159	+159	+159
225	-495	-375	-242	-285	-146	-172	-215	-79	-96	-122	-35	-44	-14	-20	-29	-46	-72	-115	±10	±14.5	±23	+24	+4	+4	+17	+17	+31	+50	+65	+91	+130	+130	+130
250	-420	-280	-280	-280	-160	-180	-210	-86	-104	-132	-40	-49	-16	-23	-32	-52	-81	-130	±10	±14.5	±26	+27	+36	+43	+52	+52	+66	+88	+114	+144	+144	+144	+144
250	-480	-300	-300	-300	-180	-210	-240	-88	-108	-137	-40	-49	-16	-23	-32	-52	-81	-130	±10	±14.5	±26	+27	+36	+43	+52	+52	+66	+88	+114	+144	+144	+144	+144
280	-540	-330	-271	-320	-162	-191	-240	-88	-108	-137	-40	-49	-16	-23	-32	-52	-81	-130	±10	±14.5	±26	+27	+36	+43	+52	+52	+66	+88	+114	+144	+144	+144	+144
315	-600	-360	-360	-360	-210	-225	-265	-96	-119	-151	-43	-54	-18	-25	-36	-57	-89	-140	±10	±14.5	±28	+29	+40	+46	+57	+57	+73	+98	+126	+150	+150	+150	+150
355	-680	-400	-299	-350	-182	-214	-265	-96	-119	-151	-43	-54	-18	-25	-36	-57	-89	-140	±10	±14.5	±28	+29	+4	+4	+21	+21	+37	+62	+98	+126	+150	+150	+150
400	-820	-540	-540	-540	-210	-225	-265	-96	-119	-151	-43	-54	-18	-25	-36	-57	-89	-140	±10	±14.5	±28	+29	+4	+4	+21	+21	+37	+62	+98	+126	+150	+150	+150
450	-915	-595	-230	-230	-135	-135	-135	-68	-88	-108	-20	-20	0	0	0	0	0	0	±13.5	±20	±31	+32	+45	+50	+63	+63	+80	+108	+126	+150	+150	+150	+150
500	-840	-480	-327	-385	-198	-232	-290	-108	-131	-165	-47	-60	-20	-27	-40	-63	-97	-155	±13.5	±20	±31	+32	+5	+5	+23	+23	+40	+68	+108	+126	+150	+150	+150
500	-995	-635	-635	-635	-230	-232	-290	-108	-131	-165	-47	-60	-20	-27	-40	-63	-97	-155	±13.5	±20	±31	+32	+5	+5	+23	+23	+40	+68	+108	+126	+150	+150	+150

Note : This table shows that the upper figures are the upper deviation and the lower figures are the lower deviation.

### Commonly used hole-basis fits

Basic Hole	Tolerance zone class of shaft															
	Clearance fit						Transition fit				Interference fit					
H6					g5	h5	js5	k5	m5							
				f6	g6	h6	js6	k6	m6	n6*	p6					
H7				f6	g6	h6	js6	k6	m6	n6	p6*	r6*	s6	t6	u6	x6
			e7	f7		h7	js7									
H8				f7		h7										
			e8	f8		h8										
H9			d9	e9												
			d8	e8		h8										
H10		c9	d9	e9		h9										
	b9	c9	d9													

### Commonly used shaft-basis fits

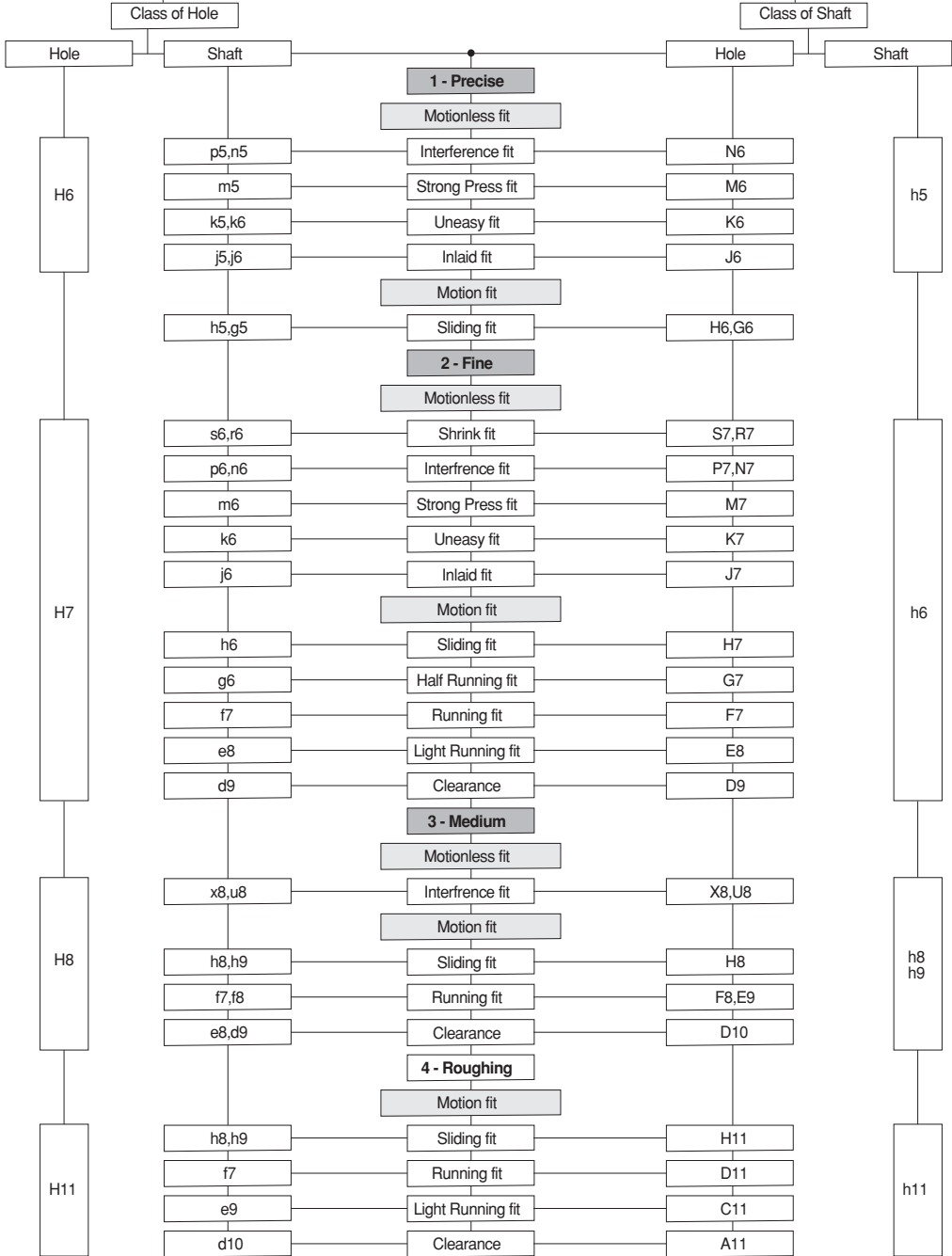
Basic Shaft	Tolerance zone class of shaft															
	Clearance fit						Transition fit				Interference fit					
h5						H6	JS6	K6	M6	N6*	P6					
				F6	G6	H6	JS6	K6	M6	N6	P6*					
h6				F7	G7	H7	JS7	K7	M7	N7	P7*	R7	S7	T7	U7	X7
			E7	F7		H7										
h7				F8		H8										
			D8	E8	F8	H8										
h8			D9	E9		H9										
			D8	E8		H8										
h9		C9	D9	E9		H9										
	B10	C10	D10													

Note : (\*) Fits will make exceptions according to the size steps.

### Same tolerances value without in table

Basic Step Size from ..... to ... mm	Tolerance zone class of hole					Tolerance zone class of shaft				
	H3	H4	H5			h3	h4	h5	js4	
1...3	+2	+3	+4			0	0	0	+1.5	
	-2	0	0			-2	-3	-4	-1.5	
3...6	+2.5	+4	+5			0	0	0	+2	
	0	0	0			-2.5	-4	-5	-2	
6...10	+2.5	+4	+6			0	0	0	+2	
	0	0	0			-2.5	-4	-6	-2	
10...18	+3	+5	+8			0	0	0	+2.5	
	0	0	0			-3	-5	-8	-2.5	
18...30	+4	+6	+9			0	0	0	+3	
	0	0	0			-4	-6	-9	-3	
30...50	+4	+7	+11			0	0	0	+3.5	
	0	0	0			-4	-7	-11	-3.5	
50...80	+5	+8	+13			0	0	0	+4	
	0	0	0			-5	-8	-13	-4	
80...120	+6	+10	+15			0	0	0	+5	
	0	0	0			-6	-10	-15	-5	
120...180	+8	+12	+18			0	0	0	+6	
	0	0	0			-8	-12	-18	-6	
180...250	+10	+14	+20			0	0	0	+7	
	0	0	0			-10	-14	-20	-7	
250...315	+12	+16	+23			0	0	0	+8	
	0	0	0			-12	-16	-23	-8	
315...400	+13	+18	+25			0	0	0	+9	
	0	0	0			-13	-18	-25	-9	
400...500	+15	+20	+27			0	0	0	+10	
	0	0	0			-15	-20	-27	-10	

**ISO TOLERANCE SYSTEM**



### ISO BASIC TOLERANCES

(DIN 7155)

Basic Size Step mm	IT Quality																		Main Tolerance $\mu\text{m}$ (after IT 12 mm)																					
	01	0	1	2	3	4	5	6	7	8	9	10	11	12	13	14	15	16	17	18	01	0	1	2	3	4	5	6	7	8	9	10	11	12	13	14	15	16	17	18
1...3	0,3	0,5	0,8	1,2	2	3	4	6	10	14	25	40	60	0,1	0,14	0,25	0,4	0,6	1	1,4	0,3	0,5	0,8	1,2	2	3	4	6	10	14	25	40	60	0,1	0,14	0,25	0,4	0,6	1	1,4
3...6	0,4	0,6	1	1,5	2,5	4	5	8	12	18	30	48	75	0,12	0,18	0,3	0,48	0,75	1,2	1,8	0,4	0,6	1	1,5	2,5	4	5	8	12	18	30	48	75	0,12	0,18	0,3	0,48	0,75	1,2	1,8
6...10	0,4	0,6	1	1,5	2,5	4	6	9	15	22	36	58	90	0,15	0,22	0,36	0,58	0,9	1,5	2,2	0,4	0,6	1	1,5	2,5	4	6	9	15	22	36	58	90	0,15	0,22	0,36	0,58	0,9	1,5	2,2
10...18	0,5	0,8	1,2	2	3	5	8	11	18	27	43	70	110	0,18	0,27	0,43	0,73	1,1	1,8	2,7	0,5	0,8	1,2	2	3	5	8	11	18	27	43	70	110	0,18	0,27	0,43	0,73	1,1	1,8	2,7
18...30	0,6	1	1,5	2,5	4	6	9	13	21	33	52	84	130	0,21	0,33	0,52	0,84	1,3	2,1	3,3	0,6	1	1,5	2,5	4	6	9	13	21	33	52	84	130	0,21	0,33	0,52	0,84	1,3	2,1	3,3
30...50	0,6	1	1,5	2,5	4	7	11	16	25	39	62	100	160	0,25	0,39	0,62	1	1,6	2,5	3,9	0,6	1	1,5	2,5	4	7	11	16	25	39	62	100	160	0,25	0,39	0,62	1	1,6	2,5	3,9
50...80	0,8	1,2	2	3	5	8	13	19	30	46	74	120	190	0,3	0,46	0,74	1,2	1,9	3	4,6	0,8	1,2	2	3	5	8	13	19	30	46	74	120	190	0,3	0,46	0,74	1,2	1,9	3	4,6
80...120	1	1,5	2,5	4	6	10	15	22	35	54	87	140	220	0,35	0,54	0,87	1,4	2,2	3,5	5,4	1	1,5	2,5	4	6	10	15	22	35	54	87	140	220	0,35	0,54	0,87	1,4	2,2	3,5	5,4
120...180	1,2	2	3,5	5	8	12	18	25	40	63	100	160	250	0,4	0,63	1	1,6	2,5	4	6,3	1,2	2	3,5	5	8	12	18	25	40	63	100	160	250	0,4	0,63	1	1,6	2,5	4	6,3
180...250	2	3	4,5	7	10	14	20	29	46	72	115	185	290	0,46	0,72	1,15	1,85	2,9	4,6	7,2	2	3	4,5	7	10	14	20	29	46	72	115	185	290	0,46	0,72	1,15	1,85	2,9	4,6	7,2
250...315	2,5	4	6	8	12	16	23	32	52	81	130	210	320	0,52	0,81	1,3	2,1	3,2	5,2	8,1	2,5	4	6	8	12	16	23	32	52	81	130	210	320	0,52	0,81	1,3	2,1	3,2	5,2	8,1
315...400	3	5	7	9	13	18	25	36	57	89	140	230	360	0,57	0,89	1,4	2,3	3,6	5,7	8,9	3	5	7	9	13	18	25	36	57	89	140	230	360	0,57	0,89	1,4	2,3	3,6	5,7	8,9
400...500	4	6	8	10	15	20	27	40	63	97	155	250	400	0,63	0,97	1,55	2,5	4	6,3	9,7	4	6	8	10	15	20	27	40	63	97	155	250	400	0,63	0,97	1,55	2,5	4	6,3	9,7

### ISO BASIC TOLERANCES

1 $\mu\text{m}$ =0,01 mm (DIN 7160 & DIN 7161)

Outside dimensions (Shaft) fit $\mu\text{m}$							Basic Size Step mm	Inside dimensions (Hole) fit $\mu\text{m}$								
h7	h8	h10	h12	js6	js8	js9		H9	H10	H12	J9	JS6	JS8	JS9	N9	P9
0 - 12	0 - 18	0 - 48	0 - 120	$\pm 4$	$\pm 9$	$\pm 15$	3...6	+ 30 0	+ 48 0	+ 120 0	$\pm 15$	$\pm 4$	$\pm 9$	$\pm 15$	0 - 30	- 12 - 42
0 - 15	0 - 22	0 - 58	0 - 150	$\pm 4,5$	$\pm 11$	$\pm 18$	6...10	+ 36 0	+ 58 0	+ 150 0	$\pm 18$	$\pm 4,5$	$\pm 11$	$\pm 18$	0 - 36	- 15 - 51
0 - 18	0 - 27	0 - 70	0 - 180	$\pm 5,5$	$\pm 13,5$	$\pm 21,5$	10...18	+ 43 0	+ 70 0	+ 180 0	+ 21 - 22	$\pm 5,5$	$\pm 13,5$	$\pm 21,5$	0 - 43	- 18 - 61
0 - 21	0 - 33	0 - 84	0 - 210	$\pm 6,5$	$\pm 16,5$	$\pm 26$	18...30	+ 52 0	+ 84 0	+ 210 0	$\pm 26$	$\pm 6,5$	$\pm 16,5$	$\pm 26$	0 - 52	- 21 - 74
0 - 25	0 - 39	0 - 100	0 - 250	$\pm 8$	$\pm 19,5$	$\pm 31$	30...50	+ 62 0	+ 100 0	+ 250 0	$\pm 31$	$\pm 8$	$\pm 19,5$	$\pm 31$	0 - 62	- 25 - 88
0 - 30	0 - 46	0 - 120	0 - 300	$\pm 9,5$	$\pm 23$	$\pm 37$	50...80	+ 74 0	+ 120 0	+ 300 0	$\pm 37$	$\pm 9,5$	$\pm 23$	$\pm 37$	0 - 74	- 30 - 106
0 - 35	0 - 54	0 - 140	0 - 350	$\pm 11$	$\pm 27$	$\pm 43,5$	80...120	+ 87 0	+ 140 0	+ 350 0	+ 43 - 44	$\pm 11$	$\pm 27$	$\pm 43,5$	0 - 87	- 35 - 124
0 - 40	0 - 63	0 - 160	0 - 400	$\pm 12,5$	$\pm 31,5$	$\pm 50$	120...180	+ 100 0	+ 160 0	+ 400 0	$\pm 50$	$\pm 12,5$	$\pm 31,5$	$\pm 50$	0 - 100	- 40 - 143
0 - 46	0 - 72	0 - 185	0 - 460	$\pm 14,5$	$\pm 36$	$\pm 57,5$	180...250	+ 115 0	+ 185 0	+ 460 0	+ 57 - 58	$\pm 14,5$	$\pm 36$	$\pm 57,5$	0 - 115	- 46 - 165

### Tolerances for Length and Angle

TS1980 (ISO 2768)

#### For length

Tolerance Class	length: mm and fit: mm							
	0,5 to 3 incl.	Over 3 to 6 incl.	Over 6 to 30 incl.	Over 30 to 120 incl.	Over 120 to 400 incl.	Over 400 to 1000 incl.	Over 1000 to 2000 incl.	Over 2000 to 4000 incl.
f (Fine)	$\pm 0,05$	$\pm 0,05$	$\pm 0,1$	$\pm 0,15$	$\pm 0,2$	$\pm 0,3$	$\pm 0,5$	-
m (Medium)	$\pm 0,1$	$\pm 0,1$	$\pm 0,2$	$\pm 0,3$	$\pm 0,5$	$\pm 0,8$	$\pm 1,2$	$\pm 2$
c (Coarse)	$\pm 0,2$	$\pm 0,3$	$\pm 0,5$	$\pm 0,8$	$\pm 1,2$	$\pm 2$	$\pm 3$	$\pm 4$
v (Very Coarse)	-	$\pm 0,5$	$\pm 1$	$\pm 1,5$	$\pm 2,5$	$\pm 4$	$\pm 6$	$\pm 8$

#### For arc and chamfer

#### For angle

Tolerance Class	length: mm and fit: mm			Short edge: mm, Fit : Degree and minutes				
	0,5 to 3 incl.	over 3 to 6 incl.	Over 6	10 or less	Over 10 to 50 incl.	Over 50 to 120 incl.	Over 120 to 400 incl.	Over 400
f (Fine)	$\pm 0,2$	$\pm 0,5$	$\pm 1$	$\pm 1^\circ$	$\pm 0^\circ 30'$	$\pm 0^\circ 20'$	$\pm 0^\circ 10'$	$\pm 0^\circ 5'$
m (Medium)	$\pm 0,4$	$\pm 1$	$\pm 2$	$\pm 1^\circ 30'$	$\pm 1^\circ$	$\pm 0^\circ 30'$	$\pm 0^\circ 15'$	$\pm 0^\circ 10'$
c (Coarse)				$\pm 3^\circ$	$\pm 2^\circ$	$\pm 1^\circ$	$\pm 0^\circ 30'$	$\pm 0^\circ 20'$
v (Very Coarse)								



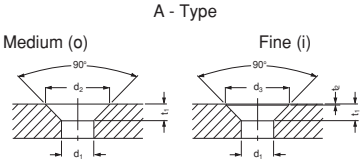
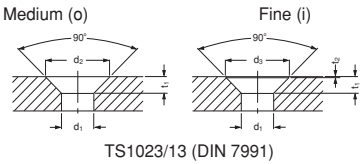
### Mechanical Properties of Bolts

TS 3576 (DIN ISO 898)

Material Properties	3.6	4.6	4.8	5.6	5.8	6.8	8.8	9.8	10.9	12.9
Tensile Strength Rm N/mm <sup>2</sup>	300	400		500		600	800	900	1000	1200
Yield Strength ReL N/mm <sup>2</sup>	180	240	320	300	400	480	-	-	-	-
0,2 Yield Strength Rp 0,2 N/mm <sup>2</sup>	-	-	-	-	-	-	640	720	900	1000
% Elongation As	25	22	14	20	10	8	12	10	9	8

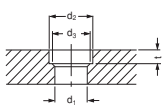
### Hexagon Socket Countersunk Head Cap Screws

DIN 74

Screw Size		M2	M3	M4	M5	M6	M8	M10	M12	M16	M20	
 <p>A - Type Medium (o)      Fine (i) TS 1023/1,3,4,7      TS 432/10,11,12,14,15,16</p>	Quality o	d1 H13	2,4	3,4	4,5	5,5	6,6	9	11	14	18	22
		d2 H13	4,6	6,5	8,6	10,4	12,4	16,4	20,4	24,4	32,4	40,4
		t1	1,1	1,6	2,1	2,5	2,9	3,7	4,7	5,2	7,2	9,2
Quality i	d1	2,2	3,2	4,3	5,3	6,4	8,4	10,5	13	17	21	
	d3	4,3	6	8	10	11,5	15	19	23	30	37	
	t1	1,2	1,7	2,2	2,6	3	4	5	5,7	7,7	9,7	
t2	0,15	0,25	0,3	0,3	0,45	0,7	0,7	0,7	1,2	1,7		
 <p>B - Type Medium (o)      Fine (i) TS1023/13 (DIN 7991)</p>	Quality o	d1 H13	-	3,4	4,5	5,5	6,6	9	14	18	18	22
		d2 H13	-	6,6	9	11	13	17,2	21,5	26	32	38
		t1	-	1,6	2,3	2,8	3,2	4,1	5,3	6	7	8
Quality i	d1 H12	-	3,2	4,3	5,3	6,4	8,4	10,5	13	17	21	
	d3 H12	-	6,3	8,3	10,4	12,4	16,5	20,5	25	31	37	
	t1	-	1,7	2,4	2,9	3,3	4,4	5,5	6,5	7,5	8,5	
t2	-	0,2	0,3	0,3	0,3	0,4	0,5	0,5	0,5	0,5		

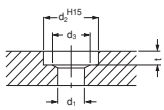
### Hexagon Socket Head Cap Screws

DIN 974 -1, DIN 74

Screw Size		M5	M6	M8	M10	M12	M14	M16	M20	M24	M30	
 <p>H - Type : DIN TS 1020/18, TS 1020/17 J - Type : DIN TS 1020/16 K - Type : DIN TS 1020/15</p>	d <sub>1</sub>	o - H13	5,5	6,6	9	11	14	16	18	22	26	33
		i - H12	5,3	6,4	8,4	10,5	13	15	17	21	25	-
	d <sub>2</sub>	H13	10	11	15	18	20	24	26	33	40	48
	d <sub>3</sub>	Only burr					16	18	20	24	28	36
t	H - Type	H - Type	4	4,7	6	7	8	9	10,5	12,5	14,5	-
		J - Type	4,2	4,8	6	7,5	8,5	9,5	11,5	13,5	15,5	19,5
		K - Type	5,7	6,8	9	11	13	15	17,5	21,5	25,5	32

### Flat Mushroom Head Screws with Hexagon Socket and Fillister Head Screw

DIN 974 -2, DIN 74

Screw Size		M5	M6	M8	M10	M12	M14	M16	M20	M24	M30	
 <p>DIN 931, 934 etc., (TS 1021/...etc.) Type-SA and Type-TA Type-SB and Type-TB</p>	d <sub>1</sub>	o - H13	5,5	6,6	9	11	14	16	18	22	28	33
		i - H12	5,3	6,4	8,4	10,5	13	15	17	21	25	-
	d <sub>2</sub>	SA, TA	15	18	24	28	33	36	40	46	57	71
	H15	SB, TB	18	20	26	33	36	43	46	53	71	82
	d <sub>3</sub>	Only burr							16	20	24	
t	SA, SB	SA, SB	4,2	4,8	6,5	8	9	10	11,5	14,5	16,5	21
		TA, TB	4,7	5,8	7,5	9	11	12	14,5	17,5	20,5	26

## Comparison of Materials

### Carbon Steels - Alloy steel and related materials

Material No	ASTM	ISO (683/1,10,11)	DIN 17200	SAE / AISI J 403	BS 970	NF A33-101	JIS G 4051	GB 1050,4543
1.0301	1008 1010	C10	CK10 C 10	1010	045A10 045M10	XC10	S10C	08 10
1.0401 1.1141	1015	C15E4 C15M2	C 15 CK15	1015	080M15	CC12 XC15	S15C	15
1.0402 1.1151	1020	-	C 20 CK20	1020	070M20 050A20	XC25	S20C	20
1.0528	1030	C30	C 30	1030	080A30	AF50-C30	S30C	30
1.0501	1035	C35	C 35	1035	080M36	AF50-C30	S35C	35
1.0511	1040	C40	C 40	1039 1040	080M40	AF60-C45 XC42H1	S40C	40
1.0503	1045	C45	C 45	1045 1046	060A45 080M46	AF65-C45 XC45	S45C	45
1.0540	1050	C50	C 50	1049 1050	080M50	XC50	S50C	50
1.0535	1055	C55	C 55	1055	070M55	AF70-C55	S55C	55
1.0601	1060	C60	C 60	1060	080A60	XC60	S58C	60
1.0603	1070	-	C 67	1070	080A67	XC68	-	-
1.0605	1074	-	C 75	1074	080A72	XC75	-	-

### Sulfur and sulfur combined free cutting steels (TS 3051)

Material No	DIN	SAE/AISI	UNI	BS	NF / AFNOR	JIS	Notes
1.0711	9S20	1212	-	220 M 07	-	SUM21	Heat treatment isn't applied.
1.0715	9SMn20	1213	CF 9SMn28	230 M 07	S 520	SUM22	Heat treatment isn't applied.
1.0718	9SMnPb28	12L13	CF 9SMnPb28	230 M 07 Pb	S 520 Pb	SUM22L	Heat treatment isn't applied.
1.0736	9SMn36	1214	CF 9SMn36	230 M 07	S 300	SUM25	Heat treatment isn't applied.
1.0737	9SMnPb36	12L14	CF 9SMnPb36	230 M 07 Pb	S 300 Pb	SUM24L	Heat treatment isn't applied.
1.0721	10S20	1108	CF 10S20	210 M 15	13 MF 4	-	Cementation is applied.
1.0722	10SPb20	11L08	CF 10 SPb 20	-	13 MF 4 Pb	-	Cementation is applied.
1.0726	35S20	1140	-	212 M 36	-	-	Tempered is applied.
1.0727	45S20	1146	-	-	-	-	Tempered is applied.
1.0728	60S20	-	-	-	-	-	Tempered is applied.

#### Notes:

ISO: International Organization for Standardization / Uluslararası Standardizasyon Kurumu

AISI: American Iron and Steel Institute / Amerikan Demir Çelik Enstitüsü

SAE: Society Automotive Engineers / Otomotiv Mühendisleri Odası

BS: British Standard / İngiliz Standartları

DIN: Deutsches Institut für Normung / Alman Standartları Enstitüsü

NF: Norme Française / Fransız Normları

JIS : Japan Industrial Standards / Endüstriyel Japon Standartları

GB: Guo Biao Standard / Çin Standartları

UNI: Ente Nazionale Italiano di Unificazione / İtalyan Standartları Enstitüsü

## Comparison of Materials

### Case Hardened Steels

Material No	ISO (683/1,10,11)	SAE AISI	BS 970 Part-1	DIN	NF A35-551-554	JIS G 4052
1.5713	13NiCr6	3115	-	13NiCr6	10NC6	-
1.5752	14NiCr14	3415-3310	655H13	14NiCr14	14NC12	-
1.5919	15CrNi6	3115	S107,970-3	15CrNi6	16NC6	-
1.5920	18CrNi8	6264	080M46	18CrNi8	-	-
1.6523	21NiCrMo2	8620	805H20, 805M20	21NiCrMo2	20NCD2	SNCM220H
1.6587	17NiCrMo6	4820, 4317	820A16	17NiCrMo6	18NCD6	-
1.7015	15Cr3	5015	523M15,530A32	15Cr3	12C3, 15Cr2,18C3	-
1.7034	34Cr4	5135	530A36, 530M36	34Cr4	37Cr4, 38C4	-
1.7035	41Cr4	5140	530A40, 530M40	37Cr4	41Cr4, 42C4	-
1.7131	16MnCr5	5115	527M17, 590H17	16MnCr5	16MC5, 16MnCr5	-
1.7139	16MnCrS5	5115	527M17, 590H17	16MnCrS5	16MC5	SMnC420H
1.7147	20MnCr5	5120	-	20MnCr5	20MC5	SMnC420H
1.7149	20MnCrS5	4820, 4826	-	20MnCrS5	-	-
1.7243	18CrMo4	-	708M20	18CrMo4	18CD4	-
1.7321	20MoCr4	8620	805A22	20MoCr4	20MoCr4 KD	-
1.7323	20MoCrS4	8620	-	20MoCrS4	-	-
1.7325	25CrMo4	-	-	25CrMo4	-	-
1.7326	25CrMoS4	-	-	25CrMoS4	-	-

### Tempered Steels

Material No	ISO (683/1,10,11)	SAE AISI	BS 970 Part-1	DIN	NF A35-551-554	JIS
1.6511	-	4340, 9840	817M37, 816M40	36CrNiMo4	35NCD5, 40NCD3	-
1.6580	-	4340	823M30	30CrNiMo8	30CND8	SNCM431
1.6582	-	4340, 4337	816M40, 817M40	34CrNiMo6	35NCD3	SNCM447
1.7006	-	5045, 5046	-	46Cr2	42C2, 46Cr2	-
1.7033	34Cr4	5132	530A32, 530M32	34Cr4	32C4, 34Cr4	SCr430
1.7034	37Cr4	5135	530A36, 530M36	37Cr4	38Cr4, 38C4	SCr435
1.7035	41Cr4	5140	530A40, 530M40	41Cr4	41Cr4, 42C4	SCr440
1.7218	-	4130	708A25	25CrMo4	25CD4, 25CrMo4	SCM430
1.7220	34CrMo4	4135, 4137	708A37	34CrMo4	35CrMo4, 35CD4	SCM432
1.7225	42CrMo4	4140, 4142	708M40, 3111-5/1	42CrMo4	42CD4TS	SCM440
1.7228	-	4150	708A47	50CrMo4	50CrMo4	SCM445

### Bearing Steels

Material No	ISO	SAE AISI	BS	DIN	NF	JIS
1.3503	-	6443F, 51100	-	105Cr4	-	SUJ 1
1.3505	1.2067	6440K,52100	534A99	100Cr6	100C6	SUJ 2
1.3520	-	A485	535A99	100CrMn6	100CM6	SUJ 3
1.4125	X105CrMo17	440 C	-	X105CrMo17	Z100CD17	SUS 440C

## Comparison of Materials

### Alloy Tool Steels

Material No	DIN	AISI	BS	NF / AFNOR	JIS
1.2080	X210Cr12	D3	BD3	Z200C12, X200Cr12	SKD1
1.2345	X50CrVMo5-1	-	-	-	-
1.2379	X155CrVMo12-1	D2	BD2	Z160CDV12	SKD11
H.2380	X220CrVMo13-4	-	-	-	-
1.2436	X210CrW12	D6	-	-	SKD2
1.2601	X165CrMoVa12	-	-	-	SKD11

### Alloy Tool Steels

Material No	DIN	AISI	BS	NF / AFNOR	JIS
1.2343	X38CrMoV5-1	H11	BH11	Z38CDV5	SKD6
1.2344	X40CrMoV5.1	H13	BH13	Z40CDV5	SKD61
1.2365	X32CrMoV3.3	H10	BH10	32CDV28	SKD7
1.2367	X38CrMoV5.3	H11	BH11	-	SKD61
1.2581	X30WCRV9 3	H21	BH21	Z30WCV9	SKD5
1.2714	X165CrMoVa12	6F3, L6	BS224	55NCDV7	SKT4

### Alloy Tool Steels

Material No	DIN	AISI	JIS	ASTM	NF / AFNOR
1.2083	X42Cr13	420	SUS 420J2	-	X41CR13KU
1.2312	40CrMnMoS8-6	P20+S	-	-	-
1.2738	40CrMnNiMo8-6-4	P20	SNCM	P20+Ni	40CMND8

### Alloy Tool Steels

Material No	DIN	AISI	BS	NF / AFNOR	JIS
1.2510	100MnCrW4	O1	-	-	SK33
1.2842	90MnCrV8	O2	BO2	90MV8	-

### Spring Steels

Material No	DIN	AISI	BS	NF / AFNOR	EN 10027-2
1.0900	38Si6	-	-	-	1.5022
1.0902	46Si7	9245	-	45S7	1.5024
1.0903	51Si7	9255	-	50S7	1.5025
1.0904	55Si7	5155H, 9225	251A58	55S7	1.5026
1.0908	60SiMn5	-	-	-	1.5142
1.0961	60SiCr7	9262	-	-	-
1.0970	38Si7	-	-	-	1.5023
1.5028	65Si7	9260H	251A61	60S7	1.5028
1.5029	71Si7	-	-	-	-
1.5225	51MnV7	-	-	-	-
1.7103	67SiCr8	9254	-	-	1.7103
1.7138	52MnCrB3	50B50	-	-	-
1.7176	55Cr3	5155	-	-	-
1.7701	51CrMoV7	-	-	-	-

## Comparison of Materials

### According to Tensile Strength Structural Steel

Material	DIN 17100	SAE / AISI	EN 10025-2	NF / AFNOR 35-501	UNI 7070	BS 4360	JIS G3101
1.0035	St 33	-	S185	A 33	Fe 320	-	SS330
1.0037	St 37-2	-	S235JR	E24-2	Fe 360B	40 A	-
1.0036	USt 37-2	A570Gr.33.36	-	-	-	-	-
1.0038	RSt 37-2	A570Gr.36	S235JR	E24-2 NE	-	40 B	-
1.0116	St 37-3	A284Gr.D	S235JR	E24-4	Fe 360 D	40 D	-
1.0044	St 44-2	A570Gr.40	S275JR	E28-2	Fe 430 B	43 B	SS400
1.0144	St 44-3	A578Gr.70	S275JO	E28-3	Fe 430 C	43 C	-
1.0570	St 52-3	-	S355J2+N	E36-3	Fe 510 D	50 D	-
1.0050	St 50-2	A570Gr.50	E295	A50-2	Fe 490	-	SS500
1.0060	St 60-2	-	E335	A60-2	Fe 590	-	-
1.0070	St 70-2	-	E360	A70-2	Fe 690	-	-

U - Boiling Casting, R - Calm Casting

## TS - 552 Gray Cast Irons

### TS - 552 Lamellar Graphite Cast Irons

Symbol	DDL-15	DDL-20	DDL-25	DDL-30
Tensile Strength N/mm <sup>2</sup>	150	200	250	300
Features				
Hardness HB	160-190	170-210	180-250	200-240
Mikro structure	Ferritic + Pearlitic	Pearlitic + Ferritic	Pearlitic (min %90)	Pearlitic (%100)
Chemical Composition	C : 3.40-3.60	C : 3.20-3.40	C : 3.00-3.25	C : 2.95-3.10
	Si : 2.30-2.50	Si : 2.10-2.30	Si : 1.85-2.10	Si : 1.70-2.00
	Mn : 0.50-0.80	Mn : 0.50-0.80	Mn : 0.40-0.70	Mn : 0.40-0.70
	S : 0.12 max. P : 0.50 max.	S : 0.12 max. P : 0.40 max.	S : 0.12 max. P : 0.25 max.	S : 0.10 max. P : 0.20 max.

### TS - 552 Comparison of Lamellar Graphite Cast Irons

TSE TS-552	EU - EN 1561	DIN 1691	ASTM A 4876	BS 1452	NF A32-101	UNI 5007	JIS G 5501
DDL-15	GJL 150	GG 15	Class 20 B	Grade 150	Ft 15 D	GG 15	FC 150
DDL-20	GJL 200	GG 20	Class 25 B	Grade 220	Ft 20 D	GG 20	FC 200
DDL-25	GJL 250	GG 25	Class 35 B	Grade 250	Ft 25 D	GG 25	FC 250
DDL-30	GJL 300	GG 30	Class 50 B	Grade 300	Ft 30 D	GG 30	FC 300

### Comparison of Bronze Alloys

Bronze Alloys							
Material No	DIN	EN	NF / AFNOR	BS	ISO	JIS	SAE/AISI and OTHER
2.0220	CuZn5	CW500L	CuZn5	CZ125	CuZn5	C2100	C21000, B134-1
2.0230	CuZn10	CW501L	CuZn10	CZ101	CuZn5	C2200	C22000
2.0240	CuZn15	CW502L	CuZn15	CZ102	CuZn15	C2300	C23000, B134-3, B135-1
2.0250	CuZn20	CW503L	CuZn20	CZ102	CuZn20	C2400	C24000
2.0265	CuZn30	CW505L	CuZn30	CZ102	CuZn30	C2600	C26000, B134-6, B135-2
2.0321	CuZn37	CW508L	CuZn37	CZ108	-	C2700	C27200, MS63
2.0360	CuZn40	CW509L	CuZn40	CZ109	CuZn40	C2800	C28000
2.0598	CuZn25Al5	CC762	-	HTB3	CuZn25Al6Fe3Mn3	-	C86300, SAE 430B
2.0596	CuZn34Al2	-	U-Z 36 N3	HTB1	-	-	C86200, SAE430A
2.0592	CuZn35Al1	-	U-Z 36 N3	HTB1	CuZn35AlFe	-	C86500, SAE 43
2.0510	CuZn37Al1	CW716R	-	-	-	-	-
2.0550	CuZn40Al2	CW713R	-	C2135	CuZn37Mn3Al2PbSi	-	C76420, So-MS Al2
2.0561	CuZn40Al1	CW718R	-	-	-	-	-
2.0401	CuZn39Pb3	CW614N	-	CZ121 Pb3	-	-	MS58
2.0241	CuZn40Pb2	CW617N	-	CZ123	-	-	So-MS58 Pb2
2.0460	CuZn20Al2	CW720R	-	-	-	-	-
2.0872	CuNi10Fe1Mn	-	-	-	-	-	-
2.0882	CuNi30Mn1Fe	CW354H	-	-	-	-	-
2.0936	CuAl10Fe3Mn2	-	-	-	-	-	-
2.0975	CuAl8Mn	-	-	-	-	-	-
2.0936	CuAl10Fe	CW306G	-	-	-	-	C45200, B150, B124
2.0975.04	CuAl10Ni	-	U-A-10N	-	-	-	C95500
2.0978	CuAl11Fe6Ni6	CW308G	-	-	-	-	-
-	CuAl10Ni5Fe4	CW307G	-	CN102	-	-	C63000 B171-95
2.1020	CuSn6	CW452K	-	-	-	-	-
2.1030	CuSn8	CW453K	-	-	-	-	-















**GSB OILLESS İmalat San. ve Tic. Ltd. Şti.**

**İstanbul:** Aydınlı Mahallesi, İstanbul Anadolu Yakası  
Organize Sanayi Bölgesi, Mermerciler Caddesi No: 55 Tuzla 34953 İstanbul/TURKEY  
Tel: +90 216 442 10 89 - Fax: +90 216 457 14 95

**Bursa:** Üçevler Mah. Küçük San. Sit. 17 B Blok No:15 Nilüfer 16100 Bursa/TURKEY  
Tel: +90 224 443 48 15 - Fax: +90 224 443 48 14

[www.gsb-oilless.com](http://www.gsb-oilless.com) • [info@gsb-oilless.com](mailto:info@gsb-oilless.com)